

Associative Memory for Deep learning

2021.12.17

Seung-Hoon Na

Jeonbuk National University

Reference

- Neural Networks: A Systematic Introduction [Raul '96]
- Neural Turing Machines [Graves et al '14]
- Memory Networks [Weston et al '14]
- Hybrid computing using a neural network with dynamic external memory [Graves et al '16]
- Dense Associative Memory for Pattern Recognition [Krotov & Hopfield '16]
- Dense Associative Memory Is Robust to Adversarial Inputs [Krotov & Hopfield '18]
- The Kanerva Machine: A Generative Distributed Memory [Wu et al '18]
- Large Associative Memory Problem in Neurobiology and Machine Learning [Krotov & Hopfield '20]
- Meta-Learning Deep Energy-Based Memory Models [Bartunov et al '19]
- Product Kanerva Machines: Factorized Bayesian Memory [Marblestone et al '20]
- Hopfield Networks is All You Need [Ramsauer et al '20]
- MEMO: A Deep Network for Flexible Combination of Episodic Memories [Banino et al '20]

Memory models in Deep learning

- Classical models
 - Associative networks
 - Hopfield networks
- Memory models in Deep learning

Associative Networks

- Continuous mapping networks
 - The neighborhood of a vector \mathbf{x} in input space is mapped to a neighborhood of the image \mathbf{y} of \mathbf{x} in output space
- Associative memories
 - The goal of learning is to **associate** known input vectors with given output vectors.
 - Contrary to continuous mappings, the neighborhood of a known input vector \mathbf{x} should also be mapped to the image \mathbf{y} of \mathbf{x}
 - $B(\mathbf{x})$: Neighbor vectors of \mathbf{x}
 - Denotes all vectors whose distance from \mathbf{x} (using a suitable metric) is lower than some positive constant ε
 - we expect the network to map $B(\mathbf{x})$ to \mathbf{y}
 - Noisy input vectors can be associated with the correct output.

Associative Networks

- Recurrent networks and types of associative memories
 - Implementation types of associative memories: implemented using networks with or without feedback
 - The latter produce better results
 - Not all networks converge to a stable state after having been set in motion
 - The function of an associative memory
 - To recognize previously learned input vectors, even in the case where some noise has been added.
 - Ref) clustering methods: find cluster centroids in input space
 - For an input x the weight vectors produced a maximal excitation at the unit representing the cluster assigned to x , whereas all other units remained silent.
 - Advantages of associate memory (comparing to clustering methods)
 - Only the local information stream must be considered.
 - The response of each unit is determined exclusively by the information flowing through its own weights.
 - Locality is always an important goal.

Associative Networks

- Recurrent networks and types of associative memories
 - Hebbian learning
 - A learning algorithm derived from biological neurons
 - Used as a learning algorithm to train associative networks
 - Types
 - 1) Heteroassociative networks $\mathbf{x}^i \mapsto \mathbf{y}^i$
 - map m input vectors $\mathbf{x}^1, \mathbf{x}^2, \dots, \mathbf{x}^m$ in n -dimensional space to m output vectors $\mathbf{y}^1, \mathbf{y}^2, \dots, \mathbf{y}^m$ in k -dimensional space
 - If $\|\tilde{\mathbf{x}} - \mathbf{x}^i\|^2$ then $\tilde{\mathbf{x}} \mapsto \mathbf{y}^i$
 - This should be achieved by the learning algorithm, but becomes very hard when the number m of vectors to be learned is too high

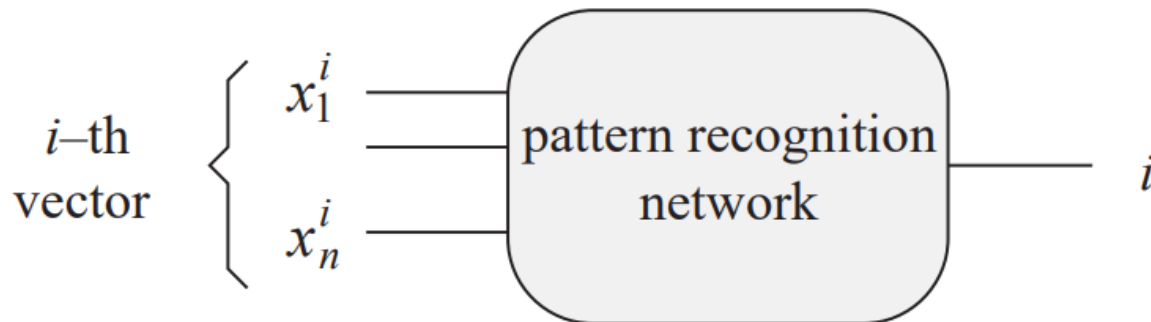
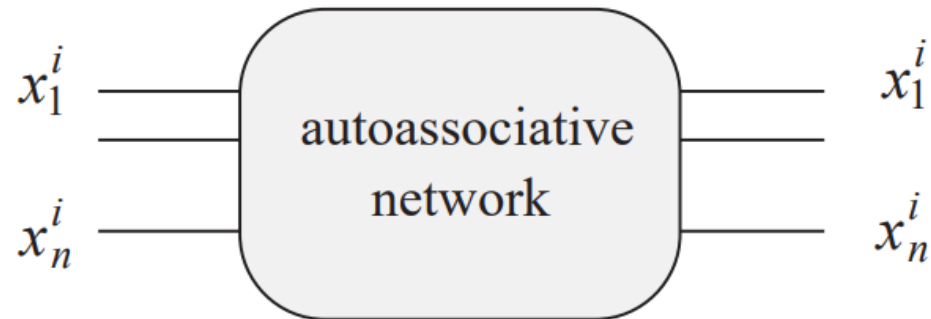
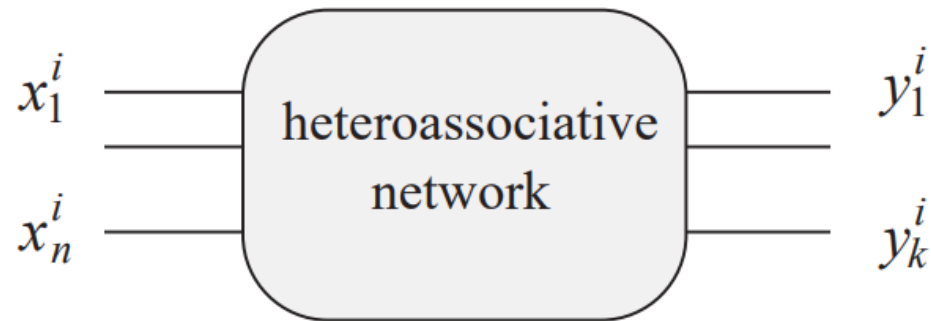
Associative Networks

- Recurrent networks and types of associative memories

- Types

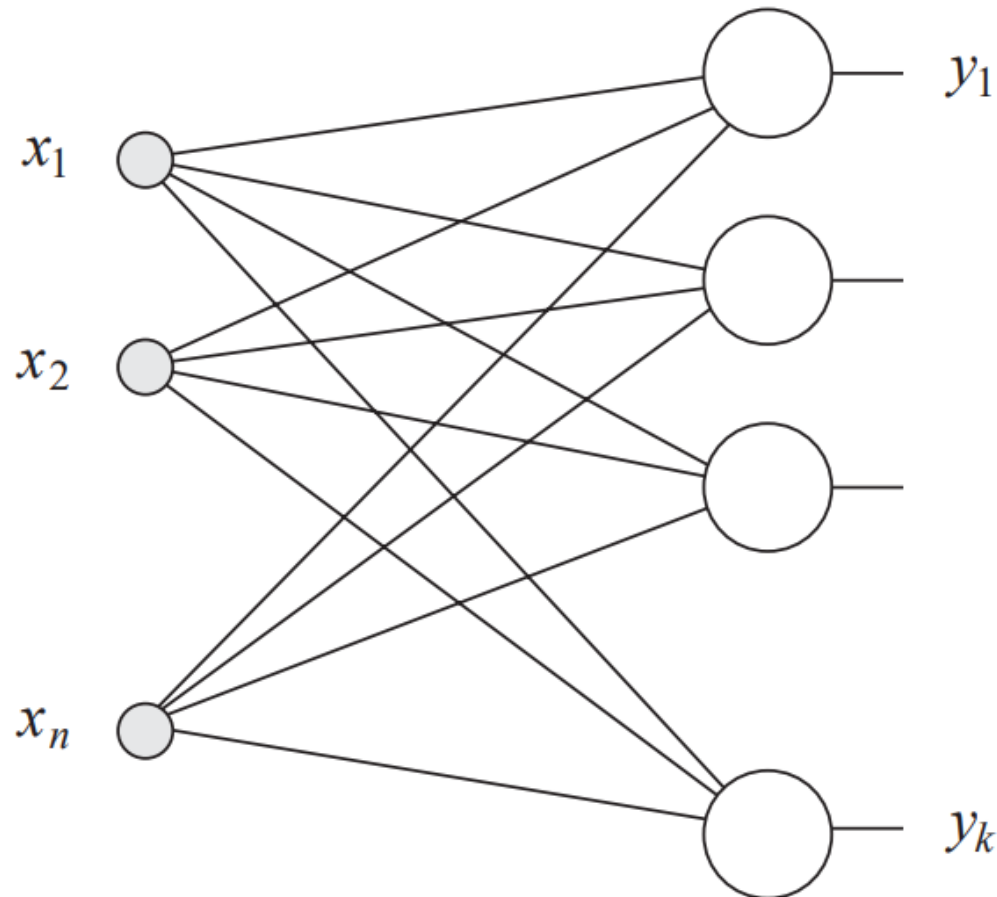
- 2) Autoassociative networks $\mathbf{y}^i = \mathbf{x}^i$
 - A special subset of the heteroassociative networks, in which each vector is associated with itself
 - The function is to correct noisy input vectors.
- 3) Pattern recognition networks
 - A special type of heteroassociative networks
 - Each vector \mathbf{x}^i is associated with the scalar i
 - The goal is to identify the 'name' of the input pattern.

Associative Networks



Associative Networks

- Structure of an associative memory
 - The structure of a heteroassociative network **without feedback**



Associative Networks

- Structure of an associative memory
 - W : denote the $n \times k$ weight matrix $\mathbf{e} = \mathbf{x}W$
 - The row vector $\mathbf{x} = (x_1, x_2, \dots, x_n)$ produces the excitation vector \mathbf{e} through the computation
 - The activation function is computed next for each unit.
 - If it is the identity, the units are just linear associators and the output \mathbf{y} is just $\mathbf{x}W$
 - In general m different n -dimensional row vectors $\mathbf{x}^1, \mathbf{x}^2, \dots, \mathbf{x}^m$ have to be associated with m k -dimensional row vectors $\mathbf{y}^1, \mathbf{y}^2, \dots, \mathbf{y}^m$
 - \mathbf{X} : the $m \times n$ matrix whose rows are each one of the input vectors
 - \mathbf{Y} : the $m \times k$ matrix whose rows are the output vectors.

$$\mathbf{XW} = \mathbf{Y}$$

Associative Networks

- Structure of an associative memory

- Associate each vector with itself:

$$\mathbf{XW} = \mathbf{X}$$

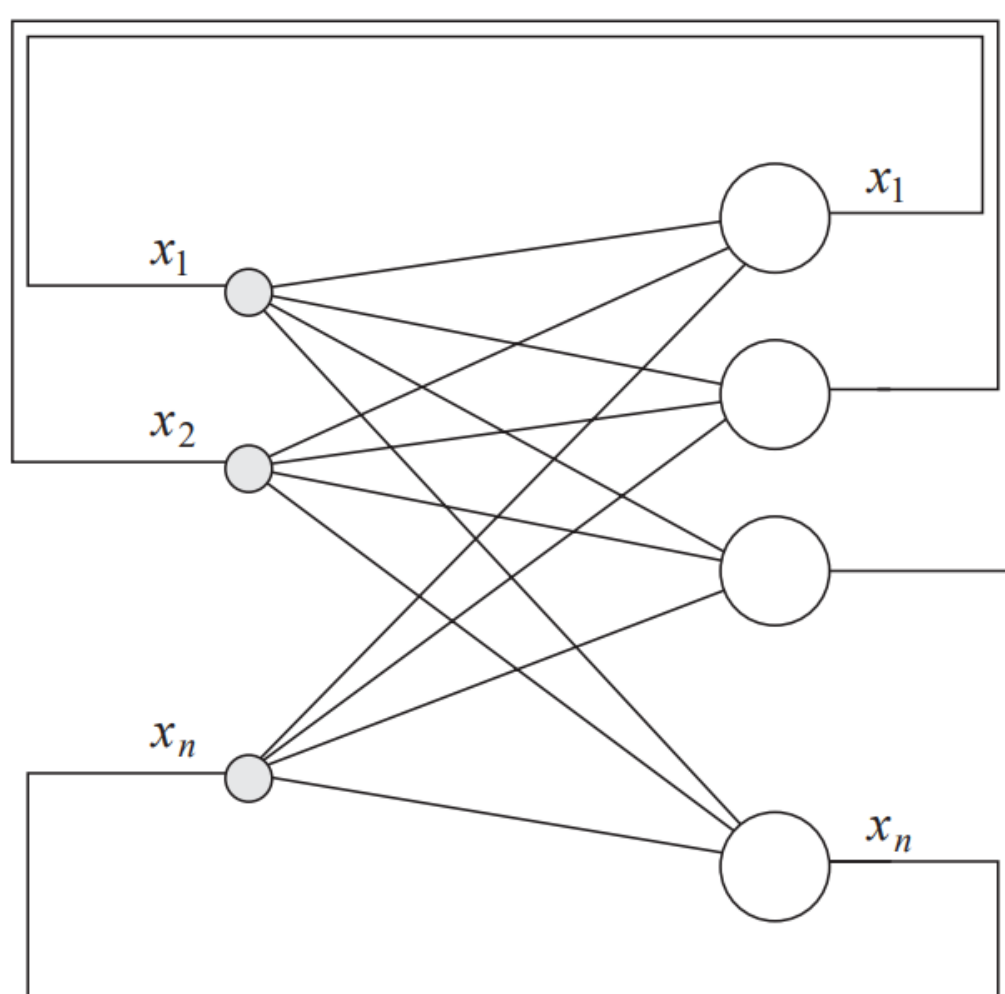
- If $m = n$, then \mathbf{X} is a square matrix

$$\mathbf{W} = \mathbf{X}^{-1}\mathbf{Y}$$

- What happens now if the output of the network is used as the new input?

Associative Networks

- Structure of an associative memory
 - Autoassociative network with feedback



Associative Networks

- Structure of an associative memory
 - The network is fed from an input vector $\mathbf{x}(i)$ and produces a new output $\mathbf{x}(i + 1)$.
 - The question with this class of networks is whether there is a fixed point $\vec{\xi}$ such that
$$\vec{\xi} \mathbf{W} = \vec{\xi}$$
 - The vector $\vec{\xi}$ is an eigenvector of \mathbf{W} with eigenvalue 1.
 - The network behaves as a first-order dynamical system
 - Each new state $\mathbf{x}(i + 1)$ is completely determined by its most recent predecessor

Associative Networks

- The eigenvector automaton
 - We are interested in fixed points of the dynamical system but **not all weight matrices lead to convergence to a stable state.**
 - A simple example is a rotation by 90 degrees in two-dimensional space, given by the matrix

$$\mathbf{W} = \begin{bmatrix} 0 & 1 \\ -1 & 0 \end{bmatrix}$$

- Such a matrix has no non-trivial eigenvectors.
- No fixed point for the dynamical system, but infinitely many cycles of length four.
- **Arbitrarily long cycles can be produced** and by picking an irrational angle, even a non-cyclic succession of states can be produced.

Associative Networks

- The eigenvector automaton
 - Quadratic matrices with a complete set of eigenvectors are more useful for storage purposes
 - An $n \times n$ matrix \mathbf{W} has at most n linear independent eigenvectors and n eigenvalues.
 - The eigenvectors $\mathbf{x}^1, \mathbf{x}^2, \dots, \mathbf{x}^n$ satisfy the set of equations
$$\mathbf{x}^i \mathbf{W} = \lambda_i \mathbf{x}^i$$
 - where $\lambda_1, \dots, \lambda_n$ are the matrix eigenvalues
 - Each weight matrix with a full set of eigenvectors defines a kind of “eigenvector automaton”
 - Given an initial vector, the eigenvector with the largest eigenvalue can be found (if it exists)
 - λ_1 is the eigenvalue of \mathbf{W} with the largest magnitude,

$$|\lambda_1| > |\lambda_i|$$

Associative Networks

- The eigenvector automaton: Linear eigenvector automaton
 - Let $\lambda_1 > 0$ and pick randomly a non-zero n -dimensional vector \mathbf{a}_0 Assume that all constants α are non-zero

$$\mathbf{a}_0 = \alpha_1 \mathbf{x}^1 + \alpha_2 \mathbf{x}^2 + \cdots + \alpha_n \mathbf{x}^n$$

- After the first iteration with the weight matrix \mathbf{W} we get

$$\begin{aligned}\mathbf{a}_1 &= \mathbf{a}_0 \mathbf{W} \\ &= (\alpha_1 \mathbf{x}^1 + \alpha_2 \mathbf{x}^2 + \cdots + \alpha_n \mathbf{x}^n) \mathbf{W} \\ &= \alpha_1 \lambda_1 \mathbf{x}^1 + \alpha_2 \lambda_2 \mathbf{x}^2 + \cdots + \alpha_n \lambda_n \mathbf{x}^n\end{aligned}$$

- After t iterations the result is

$$\mathbf{a}_t = \alpha_1 \lambda_1^t \mathbf{x}^1 + \alpha_2 \lambda_2^t \mathbf{x}^2 + \cdots + \alpha_n \lambda_n^t \mathbf{x}^n$$

Associative Networks

- The eigenvector automaton
 - The eigenvalue λ_1 , the one with the largest magnitude, dominates this expression for a big enough t .
 - The vector \mathbf{a}_t can be brought arbitrarily close to the eigenvector \mathbf{x}^1
 - (with respect to the direction and without considering the relative lengths)
 - In each iteration of the associative network, the vector \mathbf{x}^1 attracts any other vector \mathbf{a}_0 whose component α_1 is non-zero.

Associative Networks

- The eigenvector automaton: An example

$$\mathbf{W} = \begin{bmatrix} 2 & 0 \\ 0 & 1 \end{bmatrix}$$

- Two eigenvectors of this matrix are $(1, 0)$ and $(0, 1)$ with respective eigenvalues 2 and 1.
- After t iterations any initial vector (x_1, x_2) with $x_1 \neq 0$ is transformed into the vector $(2^t x_1, x_2)$, which comes arbitrarily near to the vector $(1, 0)$ for a large enough t .
- In the language of the theory of dynamical systems, the vector $(1, 0)$ is an **attractor** for all those two-dimensional vectors whose first component does not vanish.

Associative Networks

- Associative learning
 - The goal: use associative networks as dynamical systems, whose attractors are exactly those vectors we would like to store
 - Unfortunately, in the case of the linear eigenvector automaton, just one vector absorbs almost the whole of input space
 - The secret of associative network design
 - Locating as many attractors as possible in input space, each one of them with a well-defined and bounded influence region.
 - To do this, we must introduce a nonlinearity in the activation of the network units so that the dynamical system becomes nonlinear

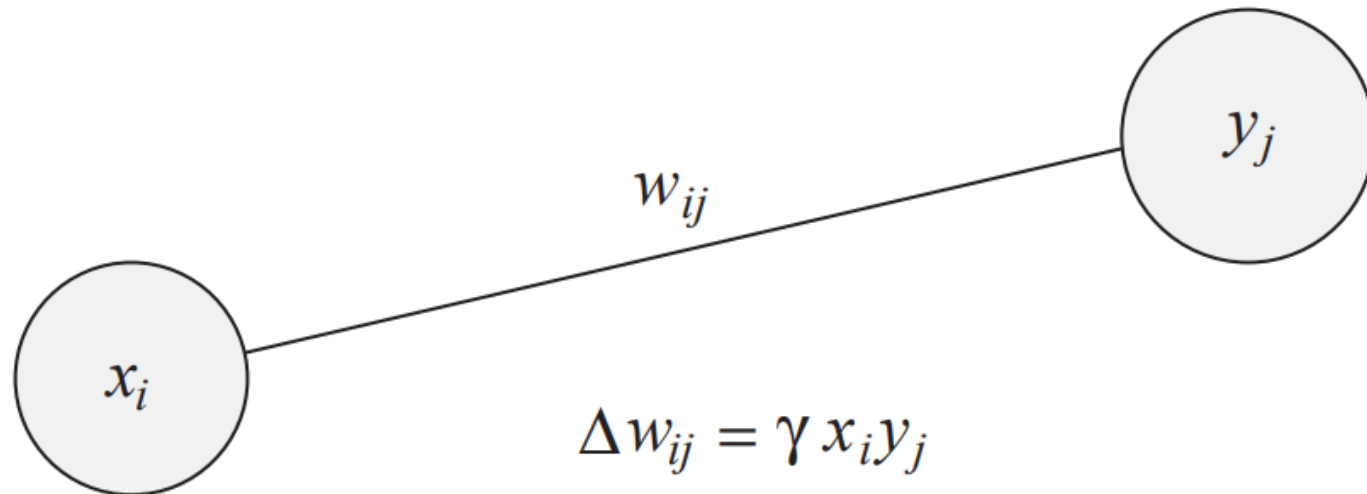
Associative Networks

- Associative learning
 - Nonlinearity for activation function
 - Bipolar coding has some advantages over binary coding
 - In particular, bipolar vectors have a greater probability of being orthogonal than binary vectors
- Use a step function as nonlinearity, computing the output of each unit with the sign function

$$\text{sgn}(x) = \begin{cases} 1 & \text{if } x \geq 0 \\ -1 & \text{if } x < 0 \end{cases}$$

Associative Networks

- Hebbian learning – the correlation matrix
 - The Hebb rule
 - Two neurons which are simultaneously active should develop a degree of interaction higher than those neurons whose activities are uncorrelated



Associative Networks

- Hebbian learning – the correlation matrix
 - The Hebb rule $\Delta w_{ij} = \gamma x_i x_j$
 - In the case of an associative network, Hebbian learning is applied, updating the weight w_{ij} by Δw_{ij}
 - This increments measures the correlation between the input x_i at site i and the output y_j of unit j
 - **Single vector case**: Associate \mathbf{x}^1 with \mathbf{y}^1
 - Initialization of the weight matrix
 - The weight matrix \mathbf{W} is set to zero before Hebbian learning is started.
 - Apply the learning rule
 - Applied to all weights clamping the n-dimensional row vector \mathbf{x}^1 to the input and the k-dimensional row vector \mathbf{y}^1 to the output
 - Update the weight matrix
 - The updated weight matrix \mathbf{W} : the correlation matrix of the two vectors and has the form

$$\mathbf{W} = [w_{ij}]_{n \times k} = [x_i^1 y_j^1]_{n \times k}$$

Associative Networks

- Hebbian learning – the correlation matrix
 - **Single vector case**: Associate \mathbf{x}^1 with \mathbf{y}^1
 - The matrix \mathbf{W} maps the non-zero vector \mathbf{x}^1 exactly to the vector \mathbf{y}^1

$$\begin{aligned}\mathbf{x}^1 \mathbf{W} &= (y_1^1 \sum_{i=1}^n x_i^1 x_i^1, y_2^1 \sum_{i=1}^n x_i^1 x_i^1, \dots, y_k^1 \sum_{i=1}^n x_i^1 x_i^1) \\ &= \mathbf{y}^1 (\mathbf{x}^1 \cdot \mathbf{x}^1). \quad \text{For } \mathbf{x}^1 \neq \mathbf{0} \text{ it holds } \mathbf{x}^1 \cdot \mathbf{x}^1 > 0\end{aligned}$$

- The output of the network:

$$\text{sgn}(\mathbf{x}^1 \mathbf{W}) = (y_1^1, y_2^1, \dots, y_k^1) = \mathbf{y}^1$$

- where the sign function is applied to each component of the vector of excitations

Associative Networks

- Hebbian learning – the correlation matrix

– General case: m vectors

- Associate m n -dimensional non-zero vectors

$\mathbf{x}^1, \mathbf{x}^2, \dots, \mathbf{x}^m$ with m k -dimensional vectors
 $\mathbf{y}^1, \mathbf{y}^2, \dots, \mathbf{y}^m$

- Apply Hebbian learning to each input-output pair and the resulting weight matrix
 - where each matrix \mathbf{W}^l is the $n \times k$ correlation matrix of the vectors \mathbf{x}^l and \mathbf{y}^l


$$\mathbf{W} = \mathbf{W}^1 + \mathbf{W}^2 + \dots + \mathbf{W}^m$$

$$\mathbf{W}^l = [x_i^l y_j^l]_{n \times k}$$

Associative Networks

- Hebbian learning – the correlation matrix
 - General case: m vectors
 - If the input to the network is the vector \mathbf{x}^p , the vector of unit excitations is:

$$\begin{aligned}\mathbf{x}^p \mathbf{W} &= \mathbf{x}^p (\mathbf{W}^1 + \mathbf{W}^2 + \dots + \mathbf{W}^m) \\ &= \mathbf{x}^p \mathbf{W}^p + \sum_{\ell \neq p}^m \mathbf{x}^p \mathbf{W}^\ell \\ &= \mathbf{y}^p (\mathbf{x}^p \cdot \mathbf{x}^p) + \sum_{\ell \neq p}^m \mathbf{y}^\ell (\mathbf{x}^\ell \cdot \mathbf{x}^p).\end{aligned}$$

crosstalk


- The network produces the desired vector \mathbf{y}^p as output when the crosstalk is zero
- This is the case whenever the input patterns are pairwise orthogonal.

$$\mathbf{x}^1, \mathbf{x}^2, \dots, \mathbf{x}^m$$

Associative Networks

- Hebbian learning – the correlation matrix
 - General case: m vectors
 - Yet, the perturbation term can be different from zero and the mapping can still work.
 - The crosstalk should only be sufficiently smaller than $\mathbf{y}^p (\mathbf{x}^p \cdot \mathbf{x}^p)$

$$\text{sgn}(\mathbf{x}^p \mathbf{W}) = \text{sgn} \left(\mathbf{y}^p (\mathbf{x}^p \cdot \mathbf{x}^p) + \sum_{\ell \neq p}^m \mathbf{y}^\ell (\mathbf{x}^\ell \cdot \mathbf{x}^p) \right)$$



$$\text{sgn}(\mathbf{x}^p \mathbf{W}) = \text{sgn} \left(\mathbf{y}^p + \sum_{\ell \neq p}^m \mathbf{y}^\ell \frac{(\mathbf{x}^\ell \cdot \mathbf{x}^p)}{(\mathbf{x}^p \cdot \mathbf{x}^p)} \right)$$

Since $\mathbf{x}^p \cdot \mathbf{x}^p$ is a positive constant

Associative Networks

- Hebbian learning – the correlation matrix
 - General case: m vectors

- To produce the output \mathbf{y}^p , the equation must hold

$$\mathbf{y}^p = \text{sgn} \left(\mathbf{y}^p + \sum_{\ell \neq p}^m \mathbf{y}^\ell \frac{(\mathbf{x}^\ell \cdot \mathbf{x}^p)}{(\mathbf{x}^p \cdot \mathbf{x}^p)} \right)$$

- This is the case when the absolute value of all components of the perturbation term

$$\sum_{\ell \neq p}^m \mathbf{y}^\ell \frac{(\mathbf{x}^\ell \cdot \mathbf{x}^p)}{(\mathbf{x}^p \cdot \mathbf{x}^p)}$$

- is smaller than 1
 - This means that the scalar products $\mathbf{x}^\ell \cdot \mathbf{x}^p$ must be small in comparison to the quadratic length of the vector \mathbf{x}^p
 - (equal to n for n -dimensional bipolar vectors).
 - The crosstalk will be small.
 - If randomly selected bipolar vectors are associated with other also randomly selected bipolar vectors, the probability is high that they will be nearly pairwise orthogonal, as long as not many of them are selected.

Associative Networks

- Hebbian learning – the correlation matrix
 - Autoassociative case
 - In which a vector \mathbf{x}^1 is to be associated with itself, the matrix \mathbf{W}^1 can also be computed using Hebbian learning

$$\mathbf{W}^1 = (\mathbf{x}^1)^T \mathbf{x}^1$$

- Some authors define the autocorrelation matrix:

$$\mathbf{W}^1 = (1/n)(\mathbf{x}^1)^T \mathbf{x}^1$$

- If a set of m row vectors $\mathbf{x}^1, \mathbf{x}^2, \dots, \mathbf{x}^m$ is to be autoassociated, the weight matrix \mathbf{W} is given by

$$\begin{aligned}\mathbf{W} &= (\mathbf{x}^1)^T \mathbf{x}^1 + (\mathbf{x}^2)^T \mathbf{x}^2 + \dots + (\mathbf{x}^m)^T \mathbf{x}^m \\ &= \mathbf{X}^T \mathbf{X},\end{aligned}$$

- \mathbf{X} : the $m \times n$ matrix whose rows are the m given vectors
- \mathbf{W} : now the autocorrelation matrix for the set of m given vectors.

Associative Networks

- Hebbian learning – the correlation matrix
 - Autoassociative case,
 - It is expected from \mathbf{W} that it can lead to the reproduction of each one of the vectors $\mathbf{x}^1, \mathbf{x}^2, \dots, \mathbf{x}^m$ when used as weight matrix of the autoassociative network.

$$\text{sgn}(\mathbf{x}^i \mathbf{W}) = \mathbf{x}^i \quad \text{for } i = 1, \dots, m,$$

- Or alternatively

$$\text{sgn}(\mathbf{XW}) = \mathbf{X}$$

- $\text{sgn}(\mathbf{xW})$: seen as a nonlinear operator.

The vectors $\mathbf{x}^1, \mathbf{x}^2, \dots, \mathbf{x}^m$ are the eigenvectors of the nonlinear operator

Associative Networks

- Hebbian learning – the correlation matrix
 - Autoassociative case: The learning problem for associative networks
 - Construct the matrix \mathbf{W} for which the nonlinear operator $\text{sgn}(\mathbf{x}\mathbf{W})$ has these eigenvectors as fixed points.
 - A generalization of the eigenvector concept to nonlinear functions
 - On the other hand, we do not want to simply use the identity matrix, since the objective of the whole exercise is to correct noisy input vectors
 - Those vectors located near to stored patterns should be attracted to them

$$\text{sgn}(\mathbf{X}\mathbf{X}^T\mathbf{X}) = \mathbf{X} \quad \mathbf{W} = \mathbf{X}^T\mathbf{X}$$

- $\mathbf{X}\mathbf{X}^T = \mathbf{I}$: If the vectors $\mathbf{x}^1, \mathbf{x}^2, \dots, \mathbf{x}^m$ are pairwise orthogonal $\rightarrow \text{sgn}(\mathbf{X}\mathbf{X}^T\mathbf{X}) = \text{sgn}(\mathbf{X}) = \mathbf{X}$

Associative Networks

- Geometric interpretation of Hebbian learning

- Consider first the matrix $\mathbf{W}^1 = (\mathbf{x}^1)^T \mathbf{x}^1$ autoassociative case as

- Any input vector \mathbf{z} fed to the network is projected into

$$\mathbf{z} \mathbf{W}^1 = \mathbf{z} (\mathbf{x}^1)^T \mathbf{x}^1 = (\mathbf{z} (\mathbf{x}^1)^T) \mathbf{x}^1 = c_1 \mathbf{x}^1$$

- Thus, the matrix $\mathbf{W} = \sum_{i=1}^m \mathbf{W}^i$ is a linear transformation:

Projects a vector $\mathbf{x}^1, \mathbf{x}^2, \dots, \mathbf{x}^m$ into a subspace spanned by

$$\begin{aligned} \mathbf{z} \mathbf{W} &= \mathbf{z} \mathbf{W}^1 + \mathbf{z} \mathbf{W}^2 + \dots + \mathbf{z} \mathbf{W}^m \\ &= c_1 \mathbf{x}^1 + c_2 \mathbf{x}^2 + \dots + c_m \mathbf{x}^m \end{aligned}$$

Associative Networks

- Networks as dynamic systems: some experiments
 - How good is Hebbian learning when applied to an associative network?
 - One of the important issues is how to identify their attractors and how extended the basins of attraction are
 - How large is the region of input space mapped to each one of the fixed points of the system
 - The goal of the experiments: Investigate this matter further and measure the changes in the basins of attraction when the patterns are learned one after the other using the Hebb rule
 - Hamming distance is used to measure the size of the basins of attraction
 - The number of different components which both contain

Associative Networks

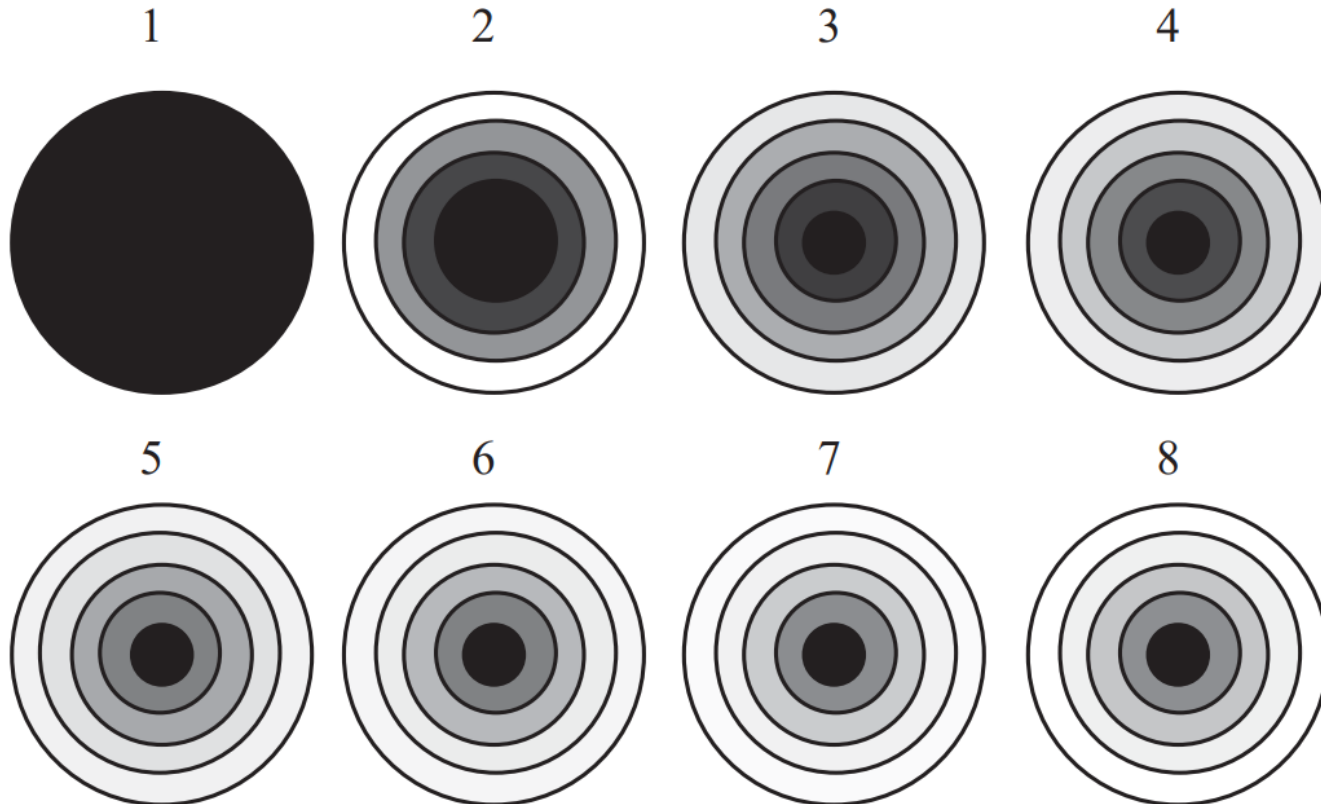
- Percentage of 10-dimensional vectors with a Hamming distance (H) from 0 to 4, which converge to a stored vector in a single iteration. The number of stored vectors increases from 1 to 10.

Number of stored vectors (dimension 10)

| H | 1 | 2 | 3 | 4 | 5 | 6 | 7 | 8 | 9 | 10 |
|---|-------|-------|-------|-------|-------|-------|-------|-------|-------|-------|
| 0 | 100.0 | 100.0 | 100.0 | 100.0 | 100.0 | 100.0 | 100.0 | 100.0 | 100.0 | 100.0 |
| 1 | 100.0 | 100.0 | 90.0 | 85.0 | 60.0 | 60.0 | 54.3 | 56.2 | 45.5 | 33.0 |
| 2 | 100.0 | 86.7 | 64.4 | 57.2 | 40.0 | 31.8 | 22.5 | 23.1 | 17.0 | 13.3 |
| 3 | 100.0 | 50.0 | 38.6 | 25.4 | 13.5 | 8.3 | 4.8 | 5.9 | 3.1 | 2.4 |
| 4 | 100.0 | 0.0 | 9.7 | 7.4 | 4.5 | 2.7 | 0.9 | 0.8 | 0.3 | 0.2 |

Associative Networks

- The grey shading of each concentric circle represents the percentage of vectors with Hamming distance from 0 to 4 to stored patterns and which converge to them
 - » The smallest circle represents the vectors with Hamming distance 0. Increasing the number of stored patterns from 1 to 8 reduces the size of the basins of attraction



Associative Networks

- Here, the experiment shows only the results for vectors with a maximal Hamming distance of 4
 - Vectors with a Hamming distance greater than 5 are mapped not to \mathbf{x} but to $-\mathbf{x}$, when \mathbf{x} is one of the stored patterns. This is so because

$$\text{sgn}(-\mathbf{x}\mathbf{W}) = -\text{sgn}(\mathbf{x}\mathbf{W}) = -\mathbf{x}$$

Associative Networks

- Iterative method: Use a type of recurrent network
 - Repeat the operator $\text{sgn}(\mathbf{x}W)$
 - If an input vector does not converge to a stored pattern in one iteration, its image is nevertheless rotated in the direction of the fixed point:
 - An additional iteration can then lead to convergence.
 - The iterative method in the eigenvector automaton
 - The disadvantage: a single vector attracts almost the whole of input space
 - The iterative method using the nonlinear operator $\text{sgn}(\mathbf{x}W)$: provides a solution for this problem
 - The stored vectors can be reproduced: $\text{sgn}(\mathbf{x}W) = \mathbf{x}$
 - » There are no “eigenvalues” different from 1
 - But, the nonlinear sign function does not allow a single vector to attract most of input space
 - Input space is divided more regularly into basins of attraction for the different stored vectors.

Associative Networks

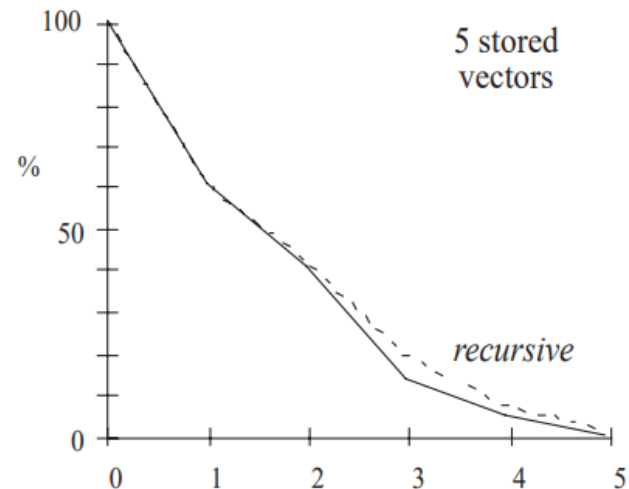
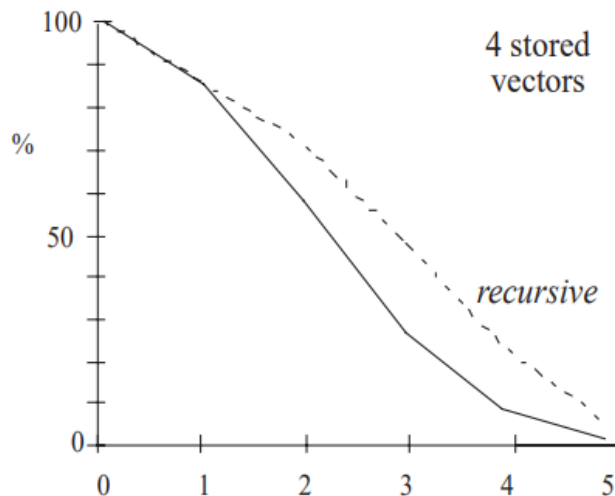
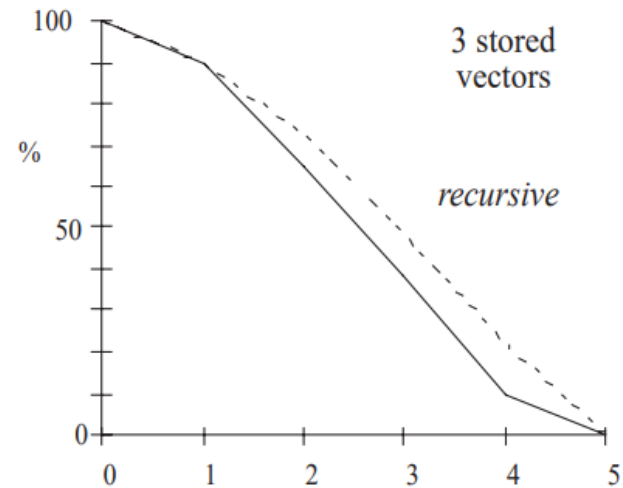
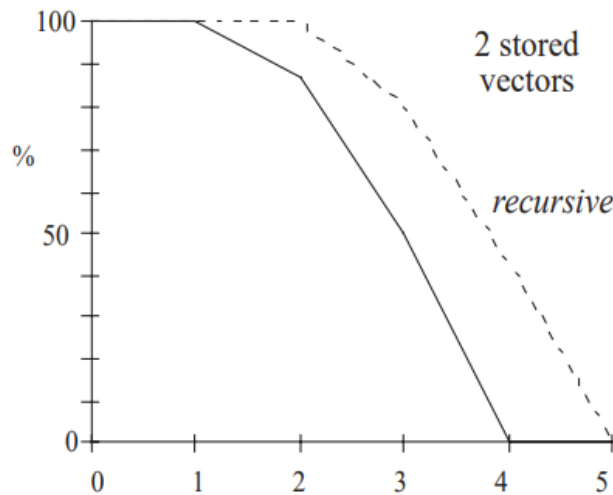
- Iterative method: Use a type of recurrent network
 - Percentage of 10-dimensional vectors with a Hamming distance (H) from 0 to 4, which converge to a stored vector in five iterations. The number of stored vectors increases from 1 to 7

Number of stored vectors (dimension 10)

| H | 1 | 2 | 3 | 4 | 5 | 6 | 7 |
|---|-------|-------|-------|-------|-------|-------|-------|
| 0 | 100.0 | 100.0 | 100.0 | 100.0 | 100.0 | 100.0 | 100.0 |
| 1 | 100.0 | 100.0 | 90.0 | 85.0 | 60.0 | 60.0 | 54.3 |
| 2 | 100.0 | 100.0 | 72.6 | 71.1 | 41.8 | 34.8 | 27.9 |
| 3 | 100.0 | 80.0 | 48.6 | 47.5 | 18.3 | 10.8 | 8.5 |
| 4 | 100.0 | 42.8 | 21.9 | 22.3 | 6.8 | 3.7 | 2.0 |

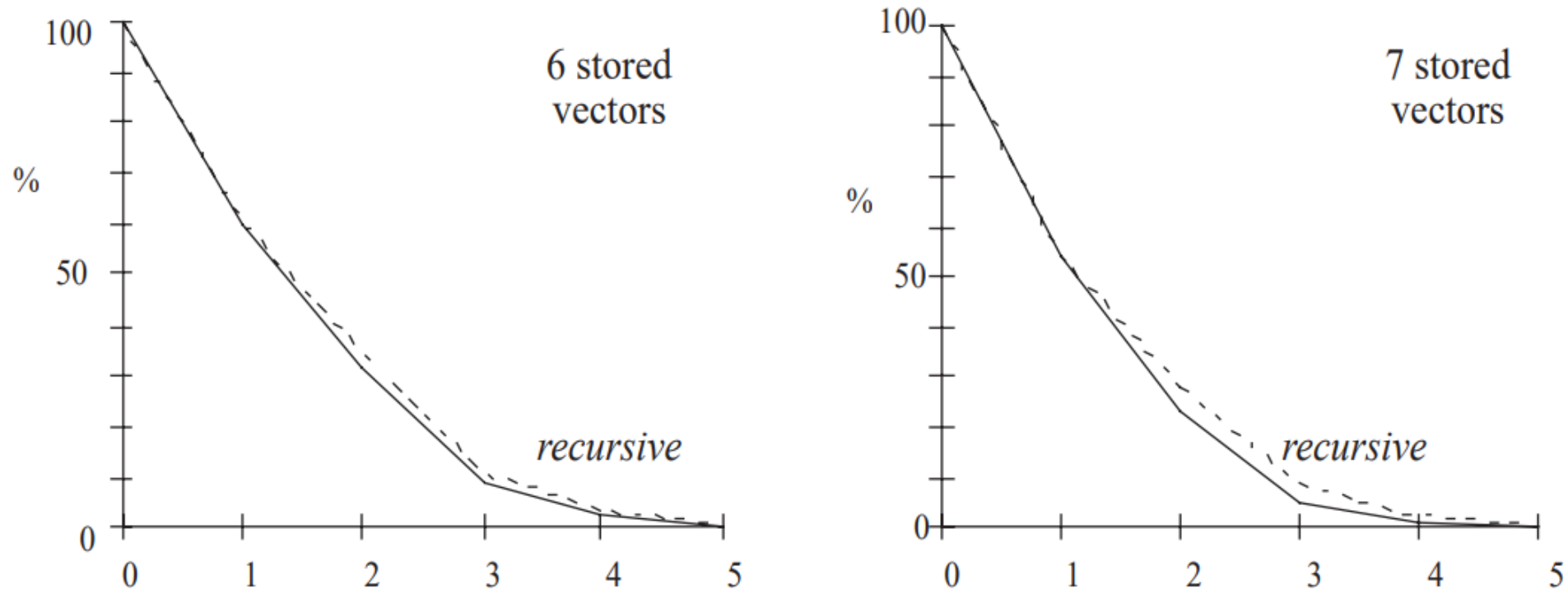
Associative Networks

- Comparison of the percentage of vectors with a Hamming distance from 0 to 5 from stored patterns and which converge to them



Associative Networks

- Comparison of the percentage of vectors with a Hamming distance from 0 to 5 from stored patterns and which converge to them



Comparison of the "single shot" method and the recurrent computation show that the latter is more effective at least as long as not too many vectors have been stored

Associative Networks

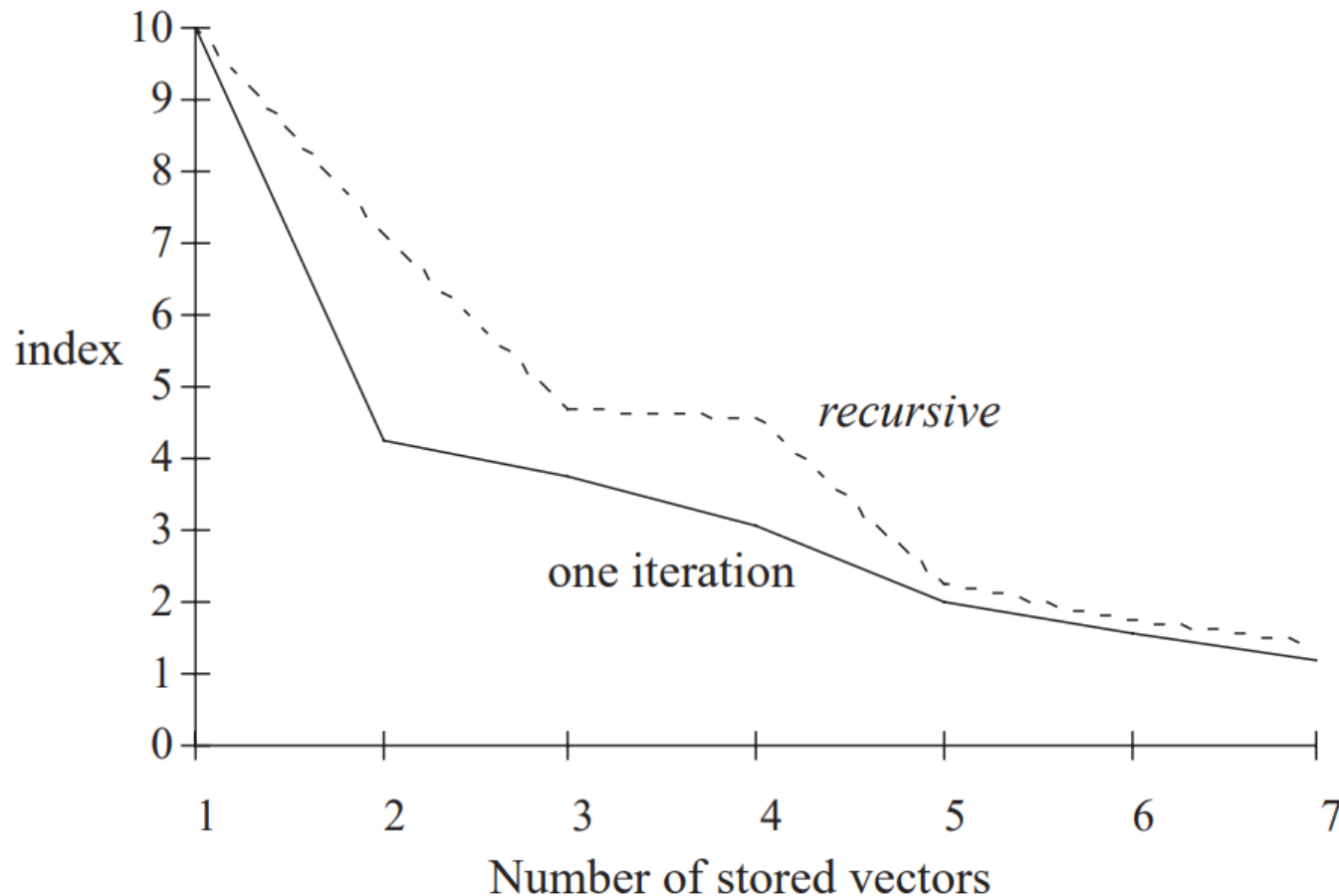
- I : a metric for the sizes of the basins of attraction in the feed-forward and the recurrent network:

$$I = \sum_{h=0}^5 h p_h$$

- p_h : represents the percentage of vectors with Hamming distance h from a stored vector which converge to it.

Associative Networks

- Comparison of the indices of attraction for an associative network with and without feedback



Associative Networks

- Increase in the number of spurious states when the number of stored patterns increases from 2 to 7 (dimension 10)

| | | | | | | |
|-----------------------|---|---|----|----|----|----|
| stored vectors | 2 | 3 | 4 | 5 | 6 | 7 |
| negative vectors | 2 | 3 | 4 | 5 | 6 | 7 |
| spurious fixed points | 2 | 4 | 8 | 16 | 24 | 45 |
| total | 4 | 7 | 12 | 21 | 30 | 52 |

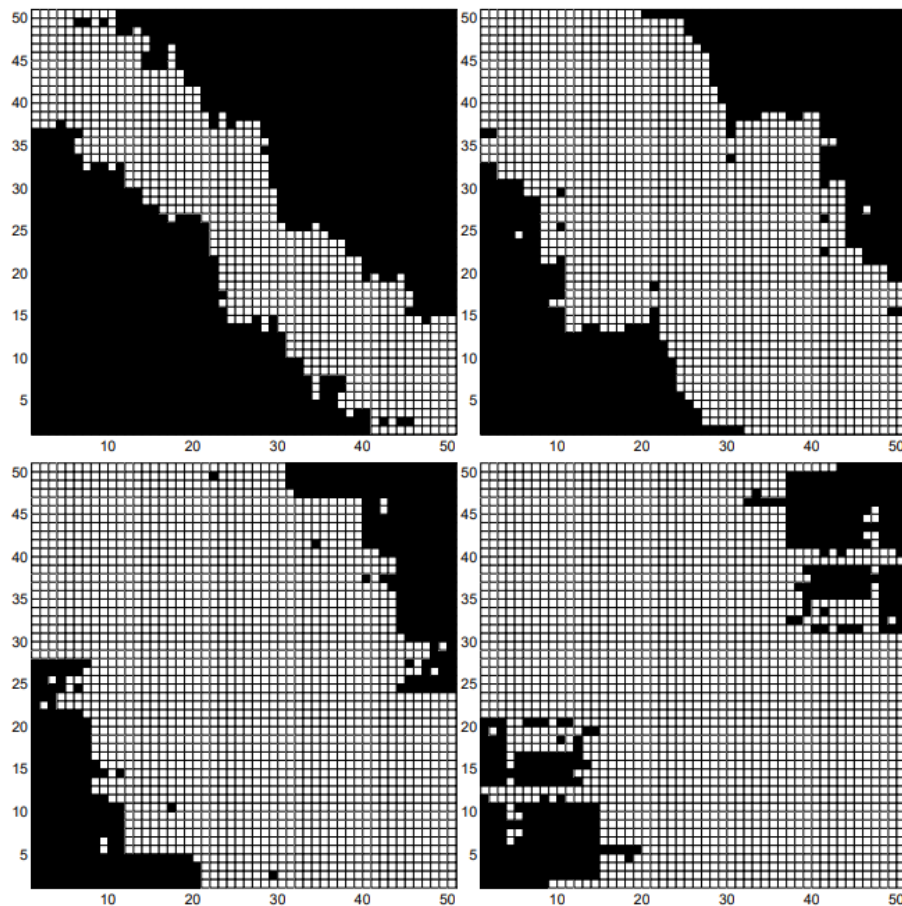
- Count the number of spurious states that appear when 2 to 7 random bipolar vectors are stored in a 10×10 associative matrix
- Distortion of the basins of attraction produced by Hebbian learning leads to the appearance of other spurious stable states.
- Spurious states other than the negative stored patterns appear because the crosstalk becomes too large

Associative Networks

- Another visualization
 - Store several vectors and monitor the size of the basins of attraction of one of them and its bipolar complement
 - The 100 components of each vector were divided into two groups of 50 components using random selection
 - E.g.) Represent \mathbf{z} as a point at the position (20, 30)
 - The vector \mathbf{z} with Hamming distances 20 and 30 to the vector \mathbf{x} , according to the chosen partition in two groups of components, is a vector with total Hamming distance 50 to the stored vector
 - This point is colored black if \mathbf{z} is associated with \mathbf{x} by the associative network, otherwise it is left white
 - For each point in the grid, generate a vector with the corresponding Hamming distance to \mathbf{x}

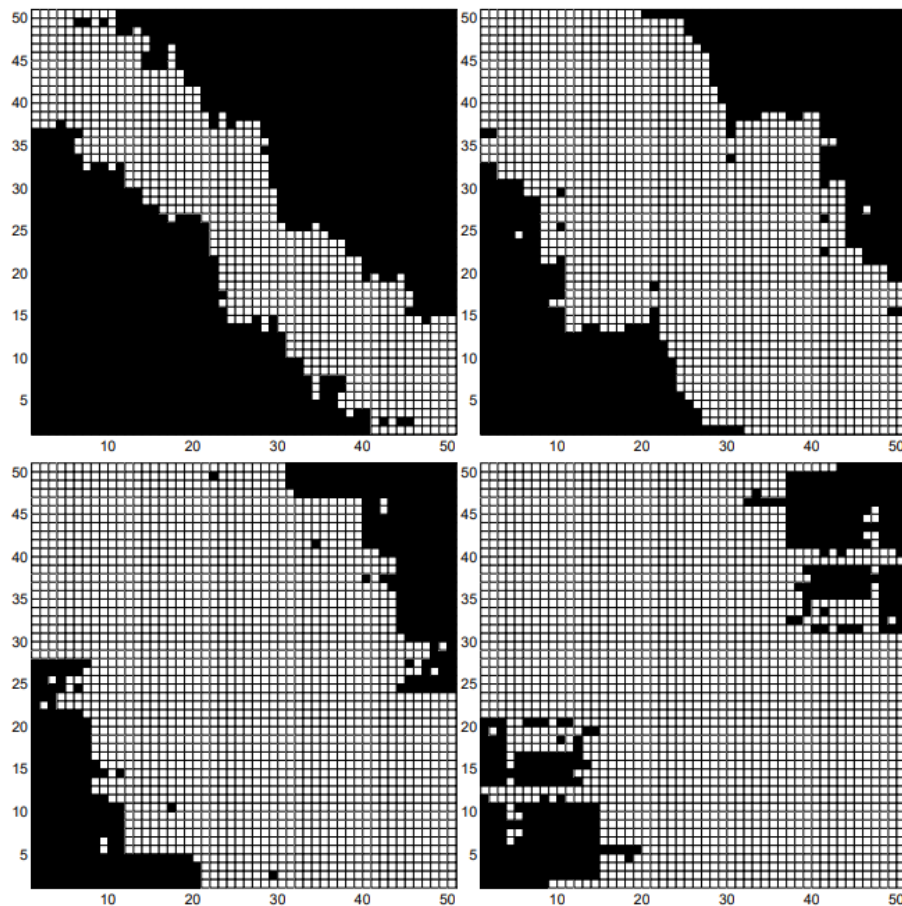
Associative Networks

- Another visualization
 - Basin of attraction in 100-dimensional space of a stored vector. The number of stored patterns is 4, 6, 10 and 15, from top to bottom, left to right.



Associative Networks

- Another visualization
 - Basin of attraction in 100-dimensional space of a stored vector. The number of stored patterns is 4, 6, 10 and 15, from top to bottom, left to right.



Associative Networks

- Capacity problem
 - Observation from the experiments:
 - The basins of attraction of stored patterns deteriorate every time new vectors are presented to an associative network
 - If the crosstalk term becomes too large, it can even happen that previously stored patterns are lost
 - When they are presented to the network one or more of their bits are flipped by the associative computation
 - The maximum capacity of the network (a rule of thumb)
 - $m \approx 0.18n$.
 - Limits to the number of patterns m that can be stored safely in an autoassociative network with an $n \times n$ weight matrix \mathbf{W}

Associative Networks

- Capacity problem
 - The crosstalk term for n-dimensional bipolar vectors and m patterns in the autoassociative case:

$$\frac{1}{n} \sum_{\ell \neq p}^m \mathbf{x}^{\ell} (\mathbf{x}^{\ell} \cdot \mathbf{x}^p)$$

- This can flip a bit of a stored pattern if the magnitude of this term is larger than 1 and if it is of opposite sign
- The crosstalk term for bit i of the input vector is given by:

$$\frac{1}{n} \sum_{\ell \neq p}^m x_i^{\ell} (\mathbf{x}^{\ell} \cdot \mathbf{x}^p)$$

- This is a sum of $(m - 1)n$ bipolar bits

Associative Networks

- Capacity problem
 - Since the components of each pattern have been selected randomly we can think of mn random bit selections (for large m and n).
 - The expected value of the sum is zero.
 - The sum has a binomial distribution and for large mn we can approximate it with a normal distribution
 - The standard deviation of the distribution is $\sigma = \sqrt{m}/n$
 - The probability of error P that the sum becomes larger than 1 or -1 is given by the area under the Gaussian from 1 to ∞ or from -1 to $-\infty$.

$$P = \frac{1}{\sqrt{2\pi}\sigma} \int_1^{\infty} e^{-x^2/(2\sigma^2)} dx$$

Associative Networks

- Capacity problem
 - If we set the upper bound for one bit failure at 0.01, the above expression can be solved numerically to find the appropriate combination of m and n .
 - The numerical solution leads to $m \approx 0.18n$ as mentioned before

Associative Networks

- Capacity problem: Derivation

$$\frac{1}{n} \sum_{\ell \neq p}^m x_i^\ell (\mathbf{x}^\ell \cdot \mathbf{x}^p)$$

$x_i^1 (\mathbf{x}^1 \cdot \mathbf{x}^p)$ ← Sum of n bipolar bits
 $+ x_i^2 (\mathbf{x}^2 \cdot \mathbf{x}^p)$ ← Sum of n bipolar bits
 ...
 $+ x_m^2 (\mathbf{x}^m \cdot \mathbf{x}^p)$ ← Sum of n bipolar bits

- The sum of $(m - 1)n$ bipolar bits
- $N = (m - 1)n$
- Z_i : i-th bipolar bit
- K : the number of ones in $(m - 1)n$ bits
 - A binomial distribution – $B(N, 0.5)$
- $X = (2K - N)/n$
 - The sum of $(m - 1)n$ bipolar bits
- $E(X) = 0$
- $E(K) = N/2$
- $Var(K) = E(K^2) - E(K)^2 = N/4$

$$\begin{aligned}
 Var(X) &= E \left[\left(\frac{(2K - N)}{n} \right)^2 \right] = \frac{1}{n^2} E[4K^2 - 4KN + N^2] \\
 &= \frac{1}{n^2} (E[K^2] - NE[K] + N^2) = \frac{m(n - 1)}{n^2}
 \end{aligned}$$

Associative Networks

- The pseudoinverse

- Hebbian learning produces good results when the stored patterns are nearly orthogonal.
- In real applications, patterns are correlated: **causes a reduction in the capacity** of the associative network

- The crosstalk in the expression **affects the recall process**

$$\mathbf{x}^p \mathbf{W} = \mathbf{y}^p (\mathbf{x}^p \cdot \mathbf{x}^p) + \sum_{\ell \neq p}^m \mathbf{y}^\ell (\mathbf{x}^\ell \cdot \mathbf{x}^p)$$

- because the scalar products $\mathbf{x}^\ell \cdot \mathbf{x}^p$, for $\ell \neq p$, are not small enough
 - The pattern vectors do not occupy input space homogeneously but concentrate around a small region
- **Methods using the pseudoinverse of the pattern matrix** instead of the correlation matrix
 - Alternative learning methods capable of minimizing the crosstalk between the stored patterns

Associative Networks

- Definition and properties of the pseudoinverse
 - $\mathbf{x}^1, \mathbf{x}^2, \dots, \mathbf{x}^m$: n-dimensional vectors
 - $\mathbf{y}^1, \mathbf{y}^2, \dots, \mathbf{y}^m$: k-dimensional associated vectors
 - Problem: looking for a weight matrix \mathbf{W} such that
$$\mathbf{XW} = \mathbf{Y}$$
 - $\mathbf{W} = \mathbf{X}^+ \mathbf{Y}$
 - The least-square solution for minimizing: $\|\mathbf{XW} - \mathbf{Y}\|^2$
 - \mathbf{X}^+ : the **pseudoinverse** of the matrix \mathbf{X}
 - The pseudoinverse is the best “approximation” to an inverse that we can get
 - If \mathbf{X}^{-1} exists, then $\mathbf{X}^{-1} = \mathbf{X}^+$

Associative Networks

- Definition and properties of the pseudoinverse

Definition 14. *The pseudoinverse of a real $m \times n$ matrix is the real matrix \mathbf{X}^+ with the following properties:*

- a) $\mathbf{X}\mathbf{X}^+\mathbf{X} = \mathbf{X}$.
- b) $\mathbf{X}^+\mathbf{X}\mathbf{X}^+ = \mathbf{X}^+$.
- c) $\mathbf{X}^+\mathbf{X}$ and $\mathbf{X}\mathbf{X}^+$ are symmetrical.

Proposition 18. *Let \mathbf{X} be an $m \times n$ real matrix and \mathbf{Y} be an $m \times k$ real matrix. The $n \times k$ matrix $\mathbf{W} = \mathbf{X}^+\mathbf{Y}$ minimizes the quadratic norm of the matrix $\mathbf{X}\mathbf{W} - \mathbf{Y}$.*

- Corollary: the pseudoinverse of a matrix \mathbf{X} minimizes the norm of the matrix $\mathbf{X}\mathbf{X}^+ - \mathbf{I}$

Associative Networks

- Definition and properties of the pseudoinverse

Definition 14. *The pseudoinverse of a real $m \times n$ matrix is the real matrix \mathbf{X}^+ with the following properties:*

- a) $\mathbf{X}\mathbf{X}^+\mathbf{X} = \mathbf{X}$.
- b) $\mathbf{X}^+\mathbf{X}\mathbf{X}^+ = \mathbf{X}^+$.
- c) $\mathbf{X}^+\mathbf{X}$ and $\mathbf{X}\mathbf{X}^+$ are symmetrical.

Proposition 18. *Let \mathbf{X} be an $m \times n$ real matrix and \mathbf{Y} be an $m \times k$ real matrix. The $n \times k$ matrix $\mathbf{W} = \mathbf{X}^+\mathbf{Y}$ minimizes the quadratic norm of the matrix $\mathbf{X}\mathbf{W} - \mathbf{Y}$.*

- Corollary: the pseudoinverse of a matrix \mathbf{X} minimizes the norm of the matrix $\mathbf{X}\mathbf{X}^+ - \mathbf{I}$

Associative Networks

- Definition and properties of the pseudoinverse

- The quadratic norm E : $E = \|\mathbf{XW} - \mathbf{Y}\|^2$

- rewritten as $E = \sum_{i=1}^m \|\mathbf{x}^i \mathbf{W} - \mathbf{y}^i\|^2$

- Minimizing E amounts to minimizing the deviation from perfect recall

Associative Networks

- Percentage of 10-dimensional vectors with a Hamming distance (H) from 0 to 4, which converge to a stored vector in five iterations. The number of stored vectors increases from 1 to 7. The weight matrix is X^+X .

Number of stored vectors (dimension 10)

| H | 1 | 2 | 3 | 4 | 5 | 6 | 7 |
|---|-------|-------|-------|-------|-------|-------|-------|
| 0 | 100.0 | 100.0 | 100.0 | 100.0 | 100.0 | 100.0 | 100.0 |
| 1 | 100.0 | 100.0 | 90.0 | 85.0 | 50.0 | 50.0 | 30.0 |
| 2 | 100.0 | 86.7 | 77.8 | 60.0 | 22.7 | 10.4 | 1.3 |
| 3 | 100.0 | 50.8 | 40.8 | 30.4 | 3.2 | 0.0 | 0.0 |
| 4 | 100.0 | 1.9 | 7.6 | 8.6 | 0.0 | 0.0 | 0.0 |

Associative Networks

- Orthogonal projections
 - Projection using the weight matrix $(\mathbf{x}^1)^T \mathbf{x}^1$
 - Projects the whole of input space into the linear subspace spanned by \mathbf{x}^1
 - But, the projection is not an orthogonal projection
 - The pseudoinverse can be used to construct an operator capable of projecting the input vector orthogonally into the subspace spanned by the stored patterns.

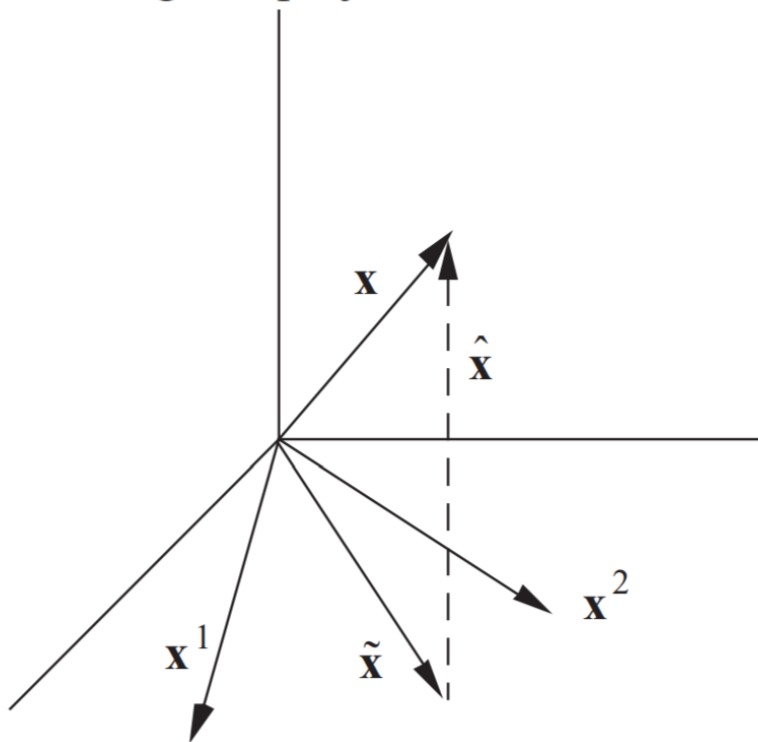
Associative Networks

- Orthogonal projections

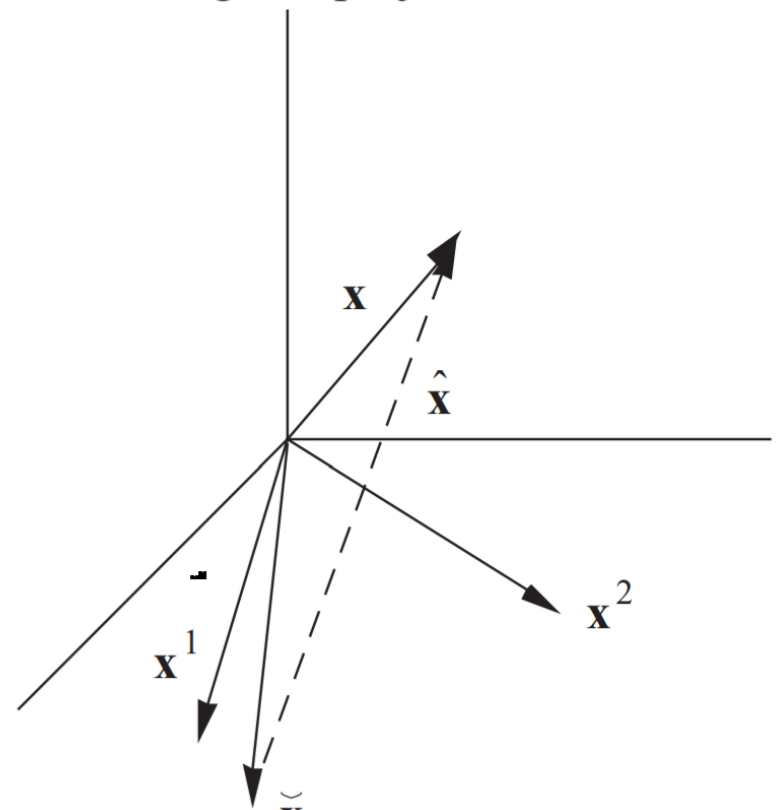
- Projections of a vector \mathbf{x}

The vector \mathbf{x} is closer to \mathbf{x}^2 than to \mathbf{x}^1 . The orthogonal projection $\hat{\mathbf{x}}$ is also closer to \mathbf{x}^2 . However, the non-orthogonal projection $\tilde{\mathbf{x}}$ is closer to \mathbf{x}^1 as to \mathbf{x}^2 . This is certainly a scenario we should try to avoid.

orthogonal projection



non-orthogonal projection



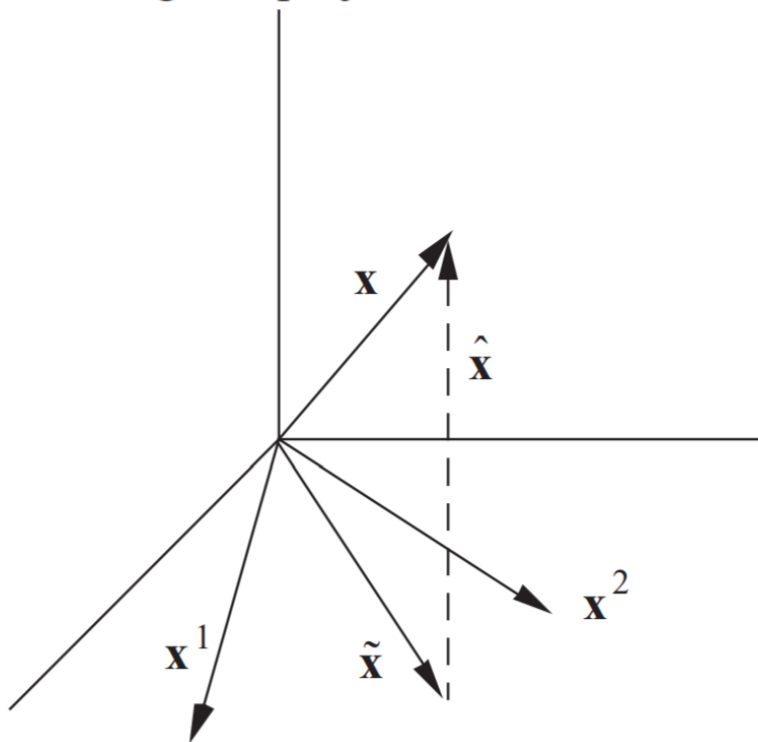
Associative Networks

- Orthogonal projections

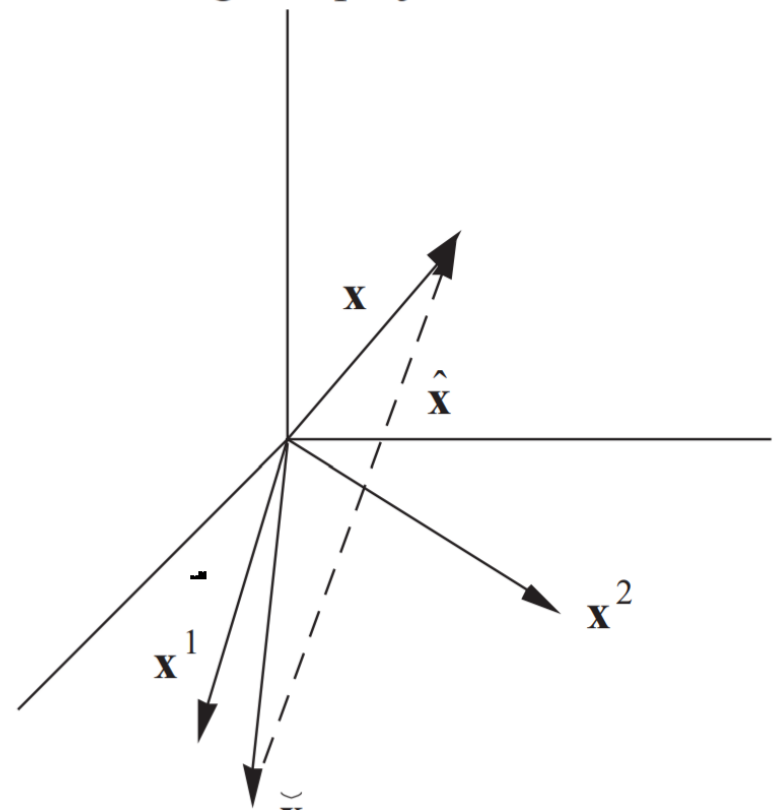
- Projections of a vector \mathbf{x}

The vector \mathbf{x} is closer to \mathbf{x}^2 than to \mathbf{x}^1 . The orthogonal projection $\hat{\mathbf{x}}$ is also closer to \mathbf{x}^2 . However, the non-orthogonal projection $\tilde{\mathbf{x}}$ is closer to \mathbf{x}^1 as to \mathbf{x}^2 . This is certainly a scenario we should try to avoid.

orthogonal projection



non-orthogonal projection



Associative Networks

- Orthogonal projections

- Example: The distance between the input vector \mathbf{x} and the stored vector \mathbf{x}^i :

$$d = \mathbf{x} \cdot \mathbf{x}^i = (\tilde{\mathbf{x}} + \hat{\mathbf{x}}) \cdot \mathbf{x}^i = \tilde{\mathbf{x}} \cdot \mathbf{x}^i$$

- $\tilde{\mathbf{x}}$: represents the orthogonal projection onto the vector subspace spanned by the stored vectors, and $\hat{\mathbf{x}} = \mathbf{x} - \tilde{\mathbf{x}}$.
 - The orthogonal projection does not falsify the original information
- Pseudo inverse for finding the orthogonal projection
 - $\tilde{\mathbf{x}}$: the orthogonal projection of an arbitrary input vector $\mathbf{x} \neq \mathbf{0}$ on the subspace spanned by the m given vectors

$$\mathbf{x} = \tilde{\mathbf{x}} + \hat{\mathbf{x}}$$

- where $\hat{\mathbf{x}}$ is orthogonal to the vectors $\mathbf{x}^1, \dots, \mathbf{x}^m$

Associative Networks

- Orthogonal projections

- Want to find an $n \times n$ matrix \mathbf{W} such that:

$$\mathbf{x}\mathbf{W} = \tilde{\mathbf{x}}$$

- The matrix \mathbf{W} must fulfill

$$\hat{\mathbf{x}} = \mathbf{x}(\mathbf{I} - \mathbf{W}) \leftarrow \hat{\mathbf{x}} = \mathbf{x} - \tilde{\mathbf{x}}$$

- The orthogonality constraints give:

$$\mathbf{X}\hat{\mathbf{x}}^T = \mathbf{0}$$

- A possible solution for this equation is

$$\hat{\mathbf{x}}^T = (\mathbf{I} - \mathbf{X}^+ \mathbf{X}) \mathbf{x}^T$$

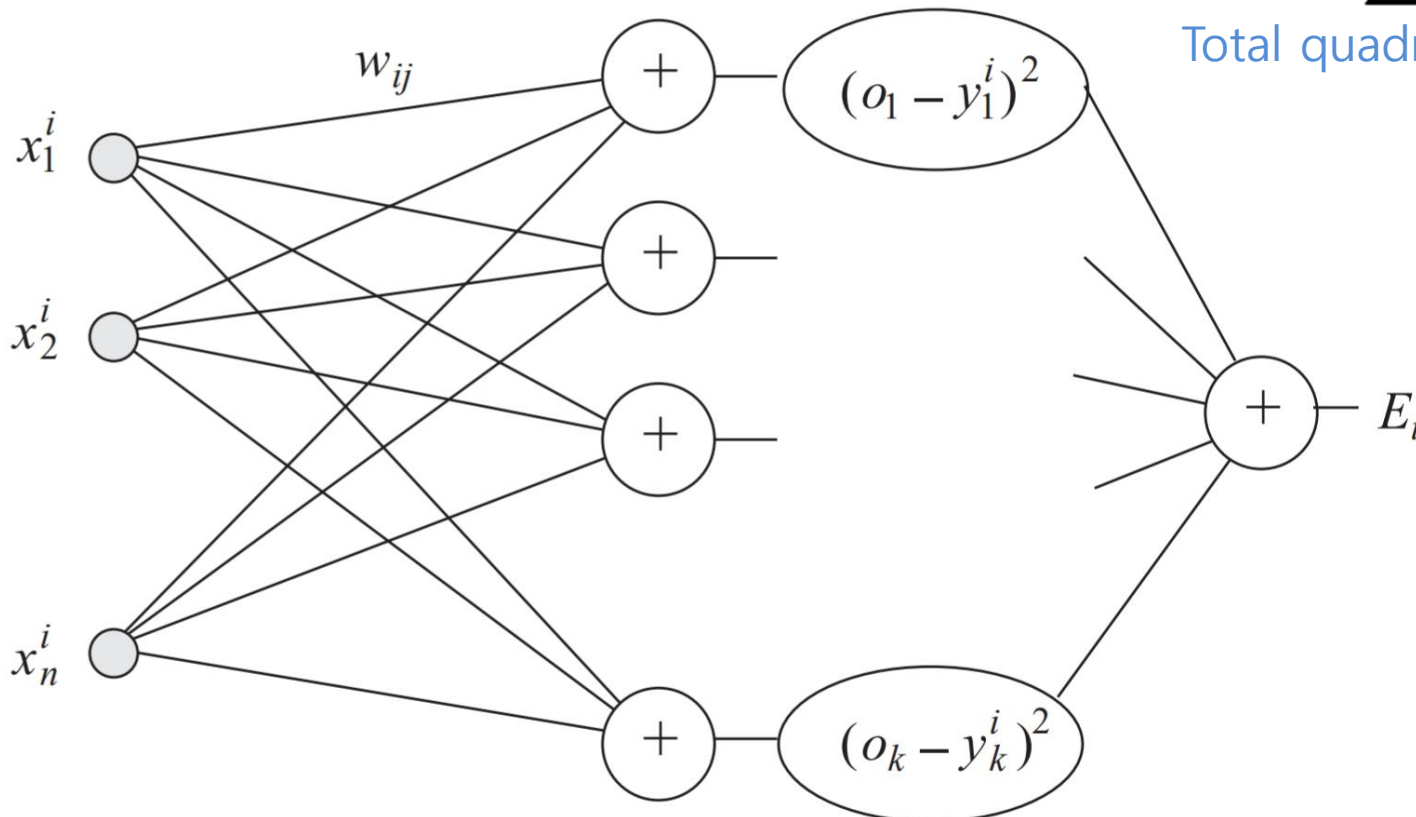
Associative Networks

- Backpropagation network for a linear associative memory

- Backpropagation can find the matrix \mathbf{W} which minimizes the expression $\|\mathbf{X}\mathbf{W} - \mathbf{Y}\|^2$

$$E = \sum_{i=1}^m E_i$$

Total quadratic error

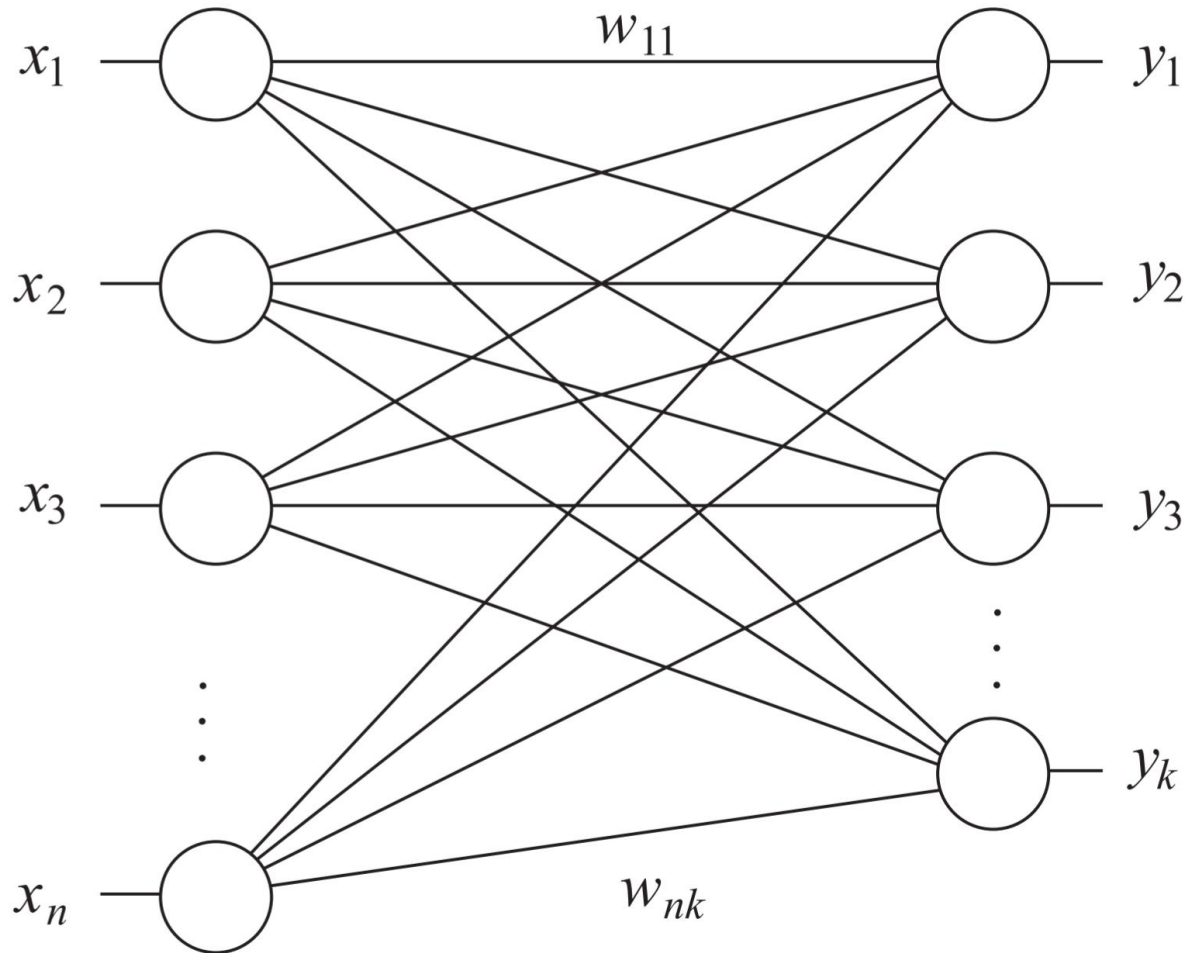


Hopfield Network

- No **synchronization** is required
 - Each unit behaving as a kind of elementary system in complex interaction with the rest of the ensemble
- An **energy function** must be introduced to harness the theoretical complexities

Hopfield Network

- The bidirectional associative memory



Maps an n -dimensional row vector \mathbf{x}_0 to a k -dimensional row vector \mathbf{y}_0

Hopfield Network

- The bidirectional associative memory
 - The first step: $\mathbf{y}_0 = \text{sgn}(\mathbf{x}_0 \mathbf{W})$
 - The feedback step: \mathbf{y}_0 is treated as the input

$$\mathbf{x}_1^T = \text{sgn}(\mathbf{W} \mathbf{y}_0^T)$$

- A new computation from left to right:

$$\mathbf{y}_1 = \text{sgn}(\mathbf{x}_1 \mathbf{W})$$

- After m iterations, the system has computed a set of $m + 1$ vector pairs $(\mathbf{x}_0, \mathbf{y}_0), \dots, (\mathbf{x}_m, \mathbf{y}_m)$

$$\mathbf{y}_i = \text{sgn}(\mathbf{x}_i \mathbf{W}) \quad \mathbf{x}_{i+1}^T = \text{sgn}(\mathbf{W} \mathbf{y}_i^T)$$

Hopfield Network

- The bidirectional associative memory
 - The question is whether after some iterations a fixpoint (\mathbf{x}, \mathbf{y}) is found.

$$\mathbf{y} = \text{sgn}(\mathbf{x}\mathbf{W}) \quad \mathbf{x}^T = \text{sgn}(\mathbf{W}\mathbf{y}^T)$$

- Hebbian learning: $\mathbf{W} = \mathbf{x}^T \mathbf{y}$

$$\mathbf{y} = \text{sgn}(\mathbf{x}\mathbf{W}) = \text{sgn}(\mathbf{x}\mathbf{x}^T \mathbf{y}) = \text{sgn}(\|\mathbf{x}\|^2 \mathbf{y}) = \mathbf{y}$$

$$\mathbf{x}^T = \text{sgn}(\mathbf{W}\mathbf{y}^T) = \text{sgn}(\mathbf{x}^T \mathbf{y} \mathbf{y}^T) = \text{sgn}(\mathbf{x}^T \|\mathbf{y}\|^2) = \mathbf{x}^T$$

Hopfield Network

- The bidirectional associative memory
 - Hebbian learning for storing several vector pairs

$$(\mathbf{x}_1, \mathbf{y}_1), \dots, (\mathbf{x}_m, \mathbf{y}_m)$$

- Works better if the vectors $\mathbf{x}_1, \dots, \mathbf{x}_m$ and $\mathbf{y}_1, \dots, \mathbf{y}_m$ are pairwise orthogonal within their respective groups

$$\mathbf{W} = \mathbf{x}_1^T \mathbf{y}_1 + \mathbf{x}_2^T \mathbf{y}_2 + \dots + \mathbf{x}_m^T \mathbf{y}_m$$

- BAMs can be used to build autoassociative networks
 - Because the matrices produced by the Hebb rule or by computing the pseudoinverse are **symmetric**.

$$\mathbf{X} = \mathbf{X}\mathbf{W} \quad \mathbf{X}^T = \mathbf{W}\mathbf{X}^T$$

← symmetric →

Hopfield Network

- The energy function: Motivating example
 - Assume that a BAM is given for which the vector pair (\mathbf{x}, \mathbf{y}) is a stable state
 - The first step: $\mathbf{y}_0 = \text{sgn}(\mathbf{x}_0 \mathbf{W})$
 - In the next step. **excitation** of the units in the left layer:
$$\mathbf{e}^T = \mathbf{W} \mathbf{y}_0$$
 - $(\mathbf{x}_0, \mathbf{y}_0)$ is a **stable state** of the network if $\text{sgn}(\mathbf{e}) = \mathbf{x}_0$.
 - The product:
$$E = -\mathbf{x}_0 \mathbf{e}^T = -\mathbf{x}_0 \mathbf{W} \mathbf{y}_0^T$$
 - is therefore smaller (because of the minus sign) if the vector $\mathbf{W} \mathbf{y}_0^T$ lies closer to \mathbf{x}_0
 - The scalar value E can be used as a kind of index of convergence to the stable states of an associative memory
→ **Energy function** of the network

Hopfield Network

- The energy function

Definition 16. *The energy function E of a BAM with weight matrix \mathbf{W} , in which the output \mathbf{y}_i of the right layer of units is computed in the i -th iteration according to equation (13.1) and the output \mathbf{x}_i of the left layer is computed according to (13.2) is given by*

$$E(\mathbf{x}_i, \mathbf{y}_i) = -\frac{1}{2}\mathbf{x}_i\mathbf{W}\mathbf{y}_i^T. \quad (13.4)$$

- Generally, the energy function with bias terms

$$E(\mathbf{x}_i, \mathbf{y}_i) = -\frac{1}{2}\mathbf{x}_i\mathbf{W}\mathbf{y}_i^T + \frac{1}{2}\theta_r\mathbf{y}_i^T + \frac{1}{2}\mathbf{x}_i\theta_\ell^T$$

Hopfield Network

- Definition of Hopfield network
 - **Asynchronous networks**
 - Each unit computes its excitation at random times and changes its state to 1 or -1 **independently of the others** and according to the sign of its total excitation
 - More realistic models of biological networks
 - Using the energy function, a BAM arrives at a stable state after a finite number of iterations
 - When a BAM reaches this state pair, no component of the bipolar vectors \mathbf{x} and \mathbf{y} can be changed without contradicting

$$\mathbf{y} = \text{sgn}(\mathbf{x}\mathbf{W}) \qquad \mathbf{x}^T = \text{sgn}(\mathbf{W}\mathbf{y}^T)$$

Hopfield Network

- Definition of Hopfield network

Proposition 19. *A bidirectional associative memory with an arbitrary weight matrix \mathbf{W} reaches a stable state in a finite number of iterations using either synchronous or asynchronous updates.*

$$E(\mathbf{x}, \mathbf{y}) = -\frac{1}{2}(x_1, x_2, \dots, x_n) \begin{pmatrix} w_{11} & w_{12} & \cdots & w_{1k} \\ w_{21} & w_{22} & \cdots & w_{2k} \\ \vdots & & \ddots & \vdots \\ w_{n1} & w_{n2} & \cdots & w_{nk} \end{pmatrix} \begin{pmatrix} y_1 \\ y_2 \\ \vdots \\ y_k \end{pmatrix}$$

$$E(\mathbf{x}, \mathbf{y}) = -\frac{1}{2}(x_1, x_2, \dots, x_n) \begin{pmatrix} g_1 \\ g_2 \\ \vdots \\ g_n \end{pmatrix} \quad E(\mathbf{x}, \mathbf{y}) = -\frac{1}{2}(e_1, e_2, \dots, e_k) \begin{pmatrix} y_1 \\ y_2 \\ \vdots \\ y_k \end{pmatrix}$$

Hopfield Network

- Definition of Hopfield network

- The energy function can be written in:

$$E(\mathbf{x}, \mathbf{y}) = -\frac{1}{2} \sum_{i=1}^k e_i y_i \quad E(\mathbf{x}, \mathbf{y}) = -\frac{1}{2} \sum_{i=1}^n g_i x_i$$

- The state of unit i on the left layer will change only when the excitation g_i has a different sign than x_i , the present state
- The state is updated from x_i to x_i' , where x_i' now has the same sign as g_i
 - Since the other units do not change their state, the difference between the previous energy $E(\mathbf{x}, \mathbf{y})$ and the new energy $E(\mathbf{x}', \mathbf{y})$

$$E(\mathbf{x}, \mathbf{y}) - E(\mathbf{x}', \mathbf{y}) = -\frac{1}{2} g_i (x_i - x_i')$$

Hopfield Network

- Definition of Hopfield network
 - Since both x_i and $-x_i$ have a different sign than g_i it follows that

$$E(\mathbf{x}, \mathbf{y}) - E(\mathbf{x}', \mathbf{y}) > 0$$

- The same argument can be made if a unit on the right layer has been selected,

$$E(\mathbf{x}, \mathbf{y}) - E(\mathbf{x}, \mathbf{y}') > 0$$

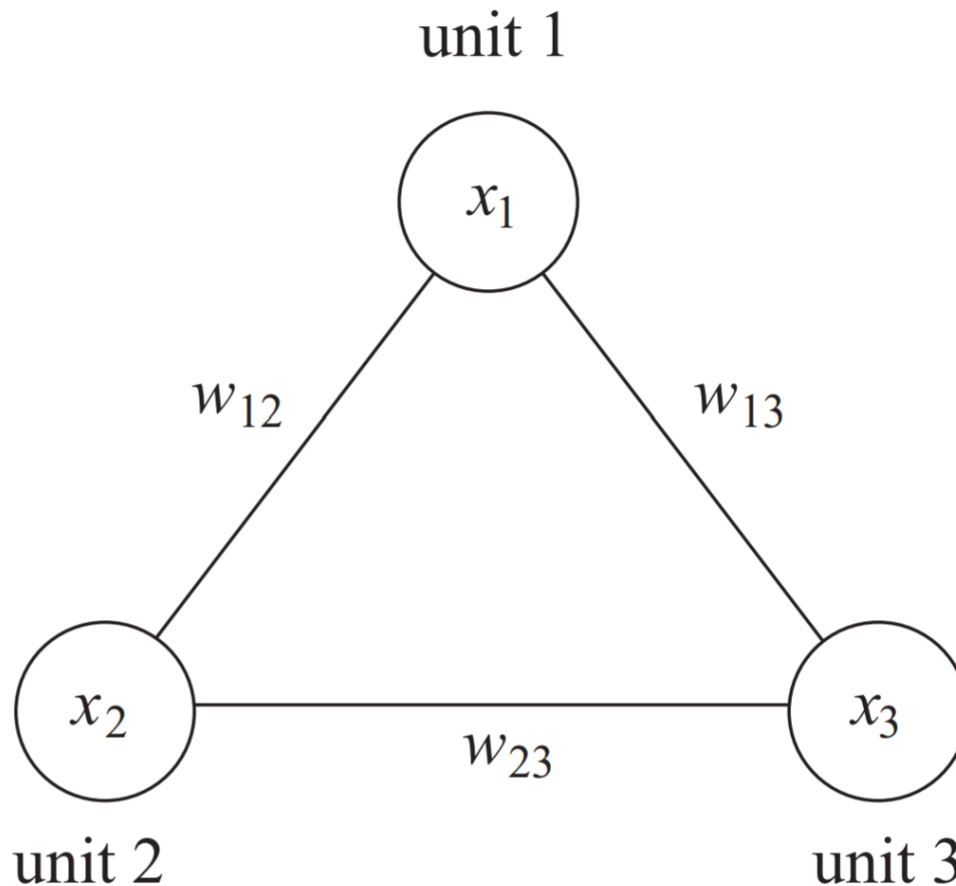
- whenever the state of a unit in the right layer has been flipped

Hopfield Network

- Hopfield network
 - Hopfield model
 - the individual units preserve their individual states until they are selected for a new update. The selection is made randomly.
 - Hopfield network
 - Consists of n totally coupled units, that is, **each unit is connected to all other units except itself**
 - The absence of a connection from each unit to itself avoids a permanent feedback of its own state value
 - Interpreted as an **asynchronous BAM** in which the left and right layers of units have fused to a single layer.

Hopfield Network

- Hopfield network
 - A Hopfield network of three units



Hopfield Network

- Hopfield network
 - The symmetry of the weight matrix and a zero diagonal
 - Necessary conditions for the convergence of an asynchronous totally connected network to a stable state
 - 1) If the weight matrix does not contain a zero diagonal, the network dynamics does not necessarily lead to stable states.

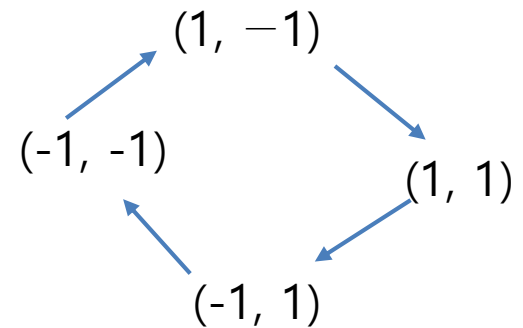
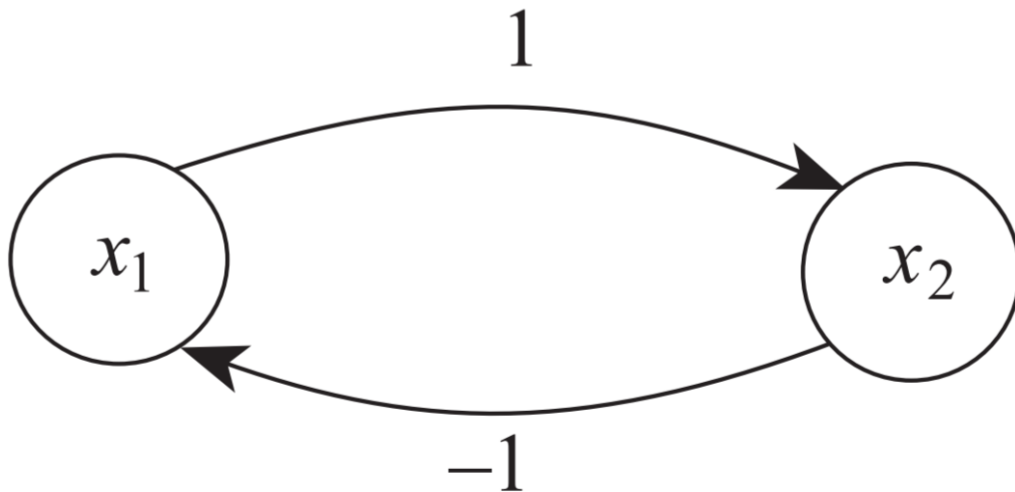
$$\mathbf{W} = \begin{pmatrix} -1 & 0 & 0 \\ 0 & -1 & 0 \\ 0 & 0 & -1 \end{pmatrix}$$



Hopfield Network

- Hopfield network
 - 2) A connection matrix with a zero diagonal can also lead to oscillations in the case where the weight matrix is not symmetric

$$\mathbf{W} = \begin{pmatrix} 0 & -1 \\ 1 & 0 \end{pmatrix}$$



Hopfield Network

- Hopfield network: Energy function

Definition 17. Let \mathbf{W} denote the weight matrix of a Hopfield network of n units and let θ be the n -dimensional row vector of units' thresholds. The energy $E(\mathbf{x})$ of a state \mathbf{x} of the network is given by

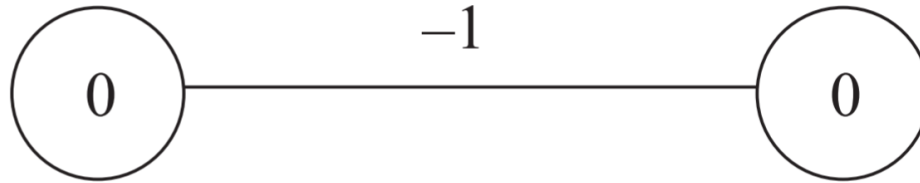
$$E(\mathbf{x}) = -\frac{1}{2}\mathbf{x}\mathbf{W}\mathbf{x}^T + \theta\mathbf{x}^T.$$

The energy function can also be written in the form

$$E(\mathbf{x}) = -\frac{1}{2}\sum_{j=1}^n\sum_{i=1}^nw_{ij}x_ix_j + \sum_{i=1}^n\theta_ix_i.$$

Hopfield Network

- Hopfield network: Energy function
 - A flip-flop

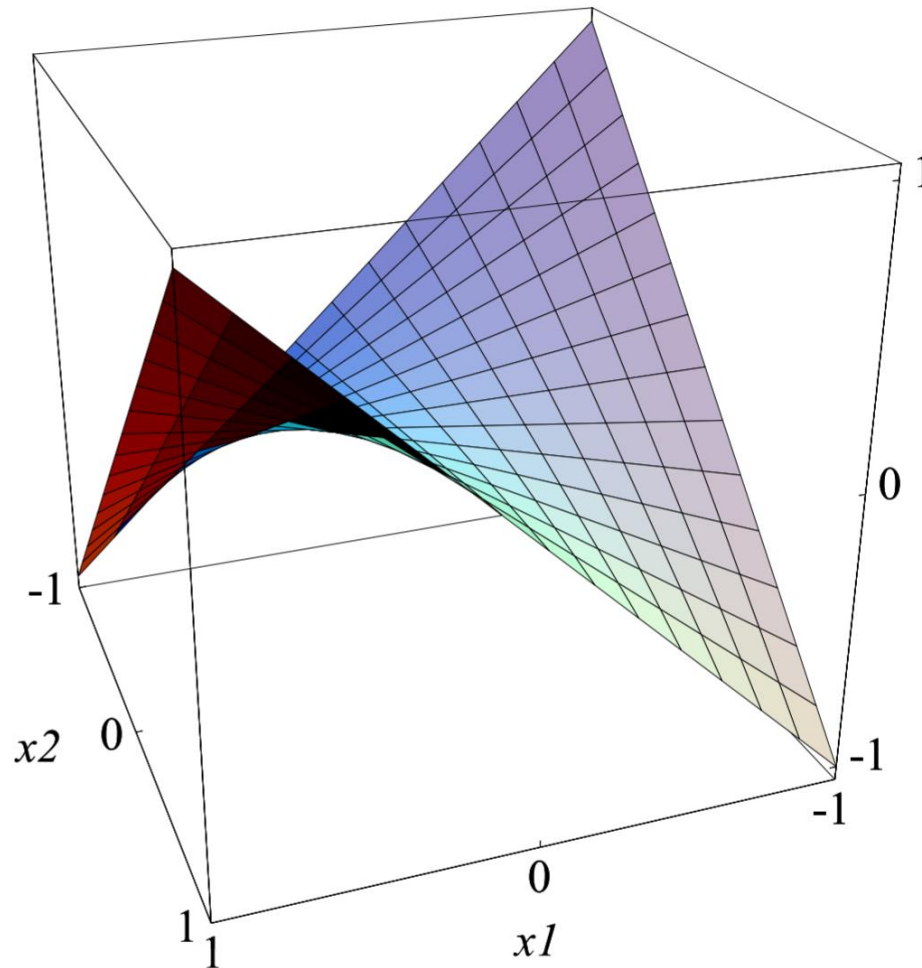


- The only stable states are $(1, -1)$ and $(-1, 1)$.
- The energy function of a flip-flop with weights $w_{12} = w_{21} = -1$ and two units with threshold zero is given by

$$E(x_1, x_2) = x_1 x_2$$

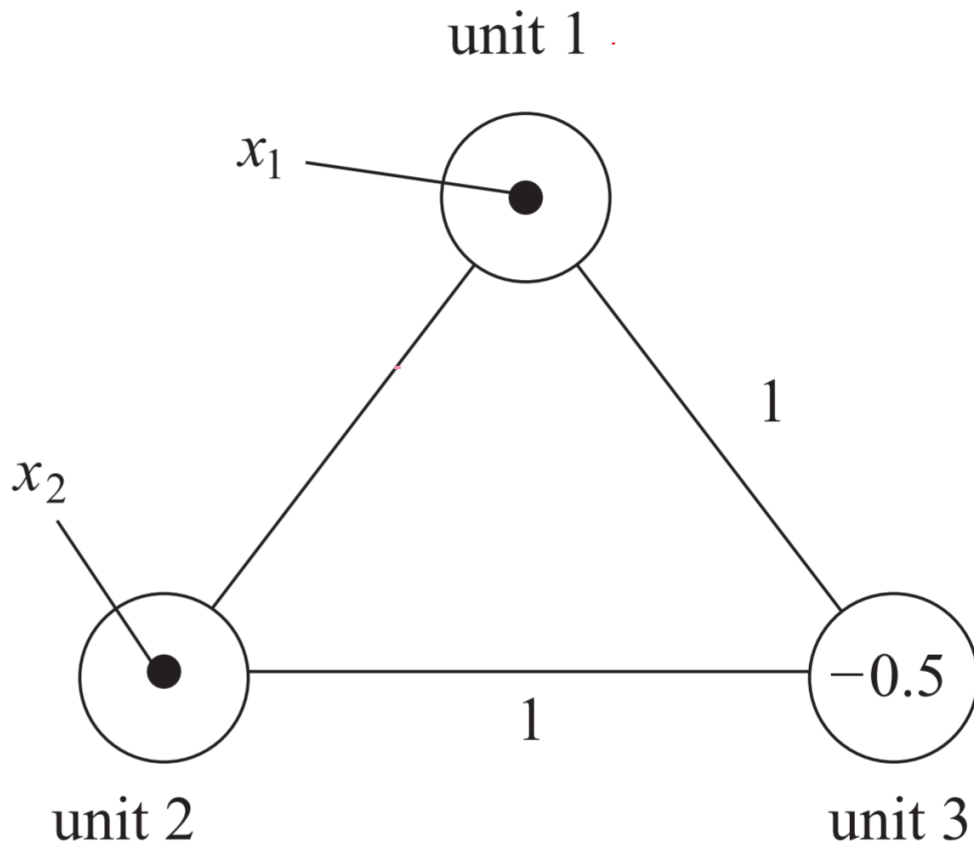
Hopfield Network

- Hopfield network: Energy function
 - Energy function of a flip-flop



Hopfield Network

- Hopfield network: an example for logistic disjunction
 - Network for the computation of the OR function

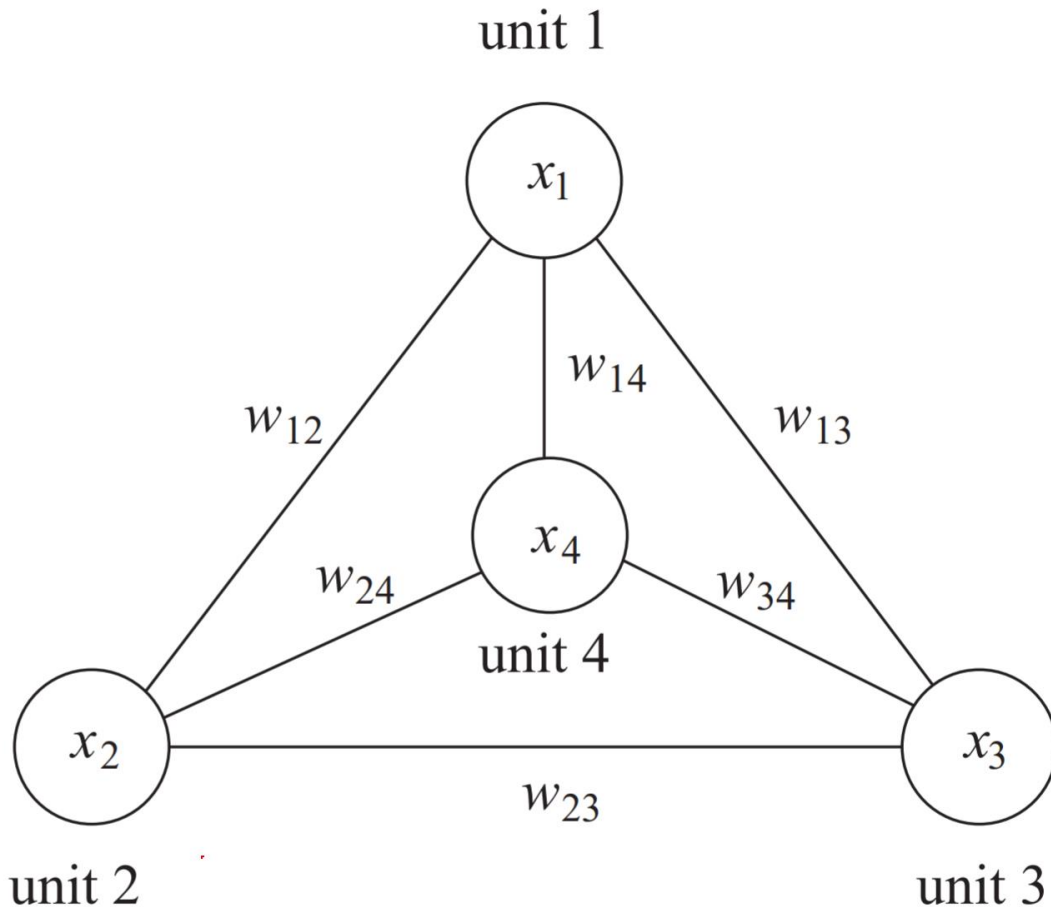


Store the set of stable states

| unit | 1 | 2 | 3 |
|---------|----|----|----|
| state 1 | -1 | -1 | -1 |
| state 2 | 1 | -1 | 1 |
| state 3 | -1 | 1 | 1 |
| state 4 | 1 | 1 | -1 |

Hopfield Network

- Hopfield network: an example for XOR
 - Network for the computation of XOR

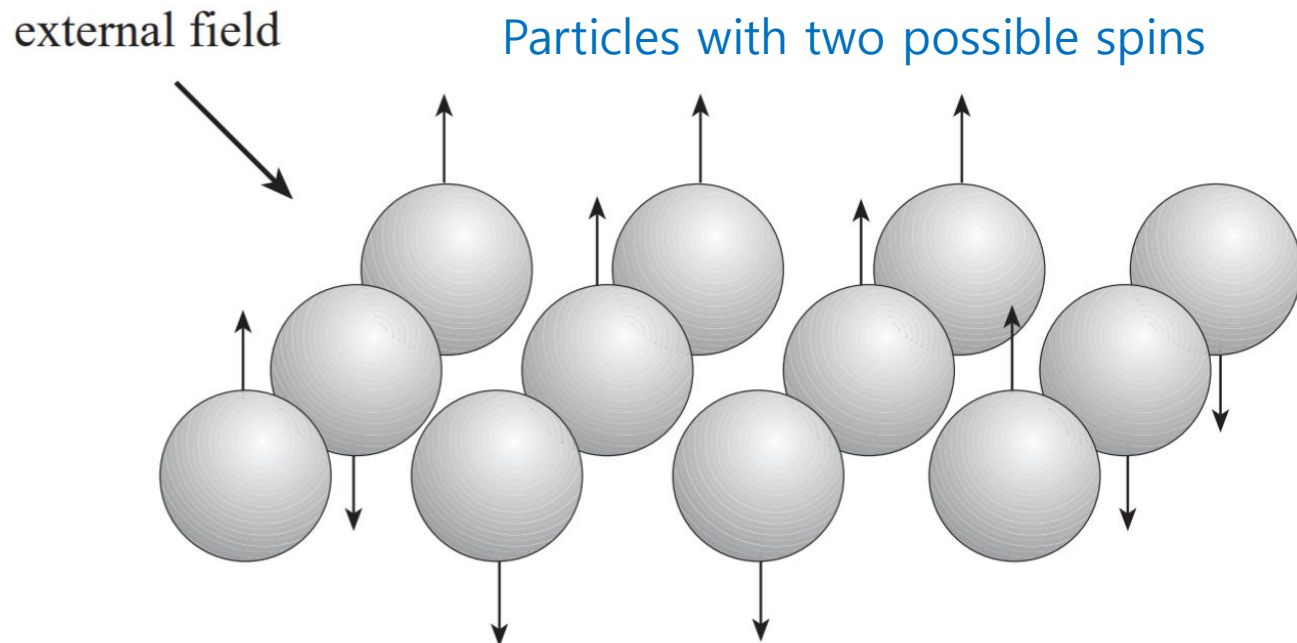


Store the set of stable states

| unit | 1 | 2 | 3 | 4 |
|---------|----|----|----|----|
| state 1 | -1 | -1 | -1 | 1 |
| state 2 | 1 | -1 | 1 | 1 |
| state 3 | -1 | 1 | 1 | 1 |
| state 4 | 1 | 1 | -1 | -1 |

Hopfield Network

- Isomorphism between the Hopfield and Ising models
 - The Ising model
 - Used to describe those systems made of particles capable of adopting one of two states
 - In the case of ferromagnetic materials, their atoms can be modeled as particles of spin $1/2$ (up) or spin $-1/2$ (down).



Hopfield Network

- Isomorphism between the Hopfield and Ising models
 - Proposition: The energy function deduced from the Ising model has the same form as the energy function of Hopfield networks.
 - The total magnetic field h_i sensed by the atom i in an ensemble of particles is the sum of the fields induced by each atom and the external field h^* :

$$h_i = \sum_{j=1}^n w_{ij} x_j + h^*$$

- The potential energy E of a certain state (x_1, x_2, \dots, x_n) of an Ising material

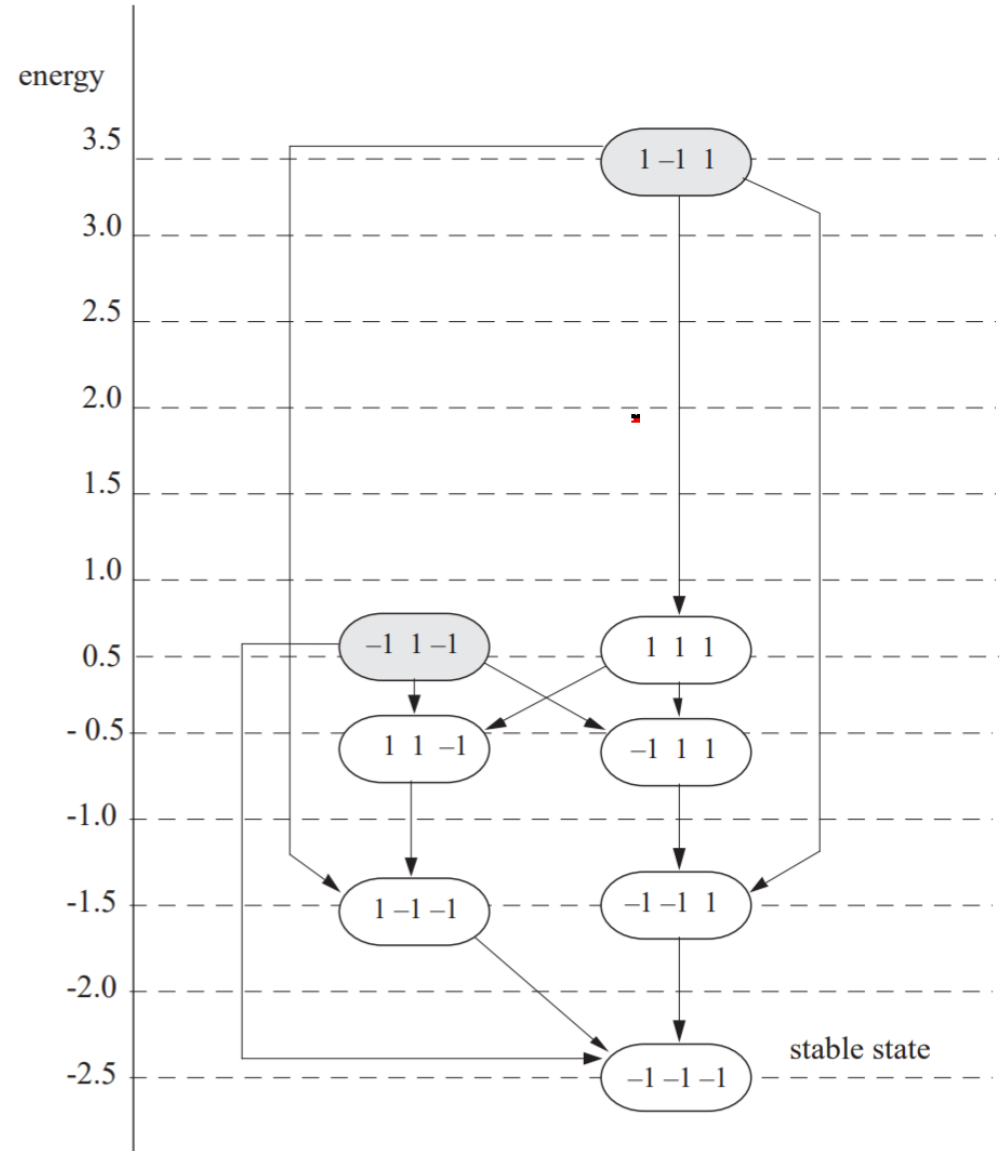
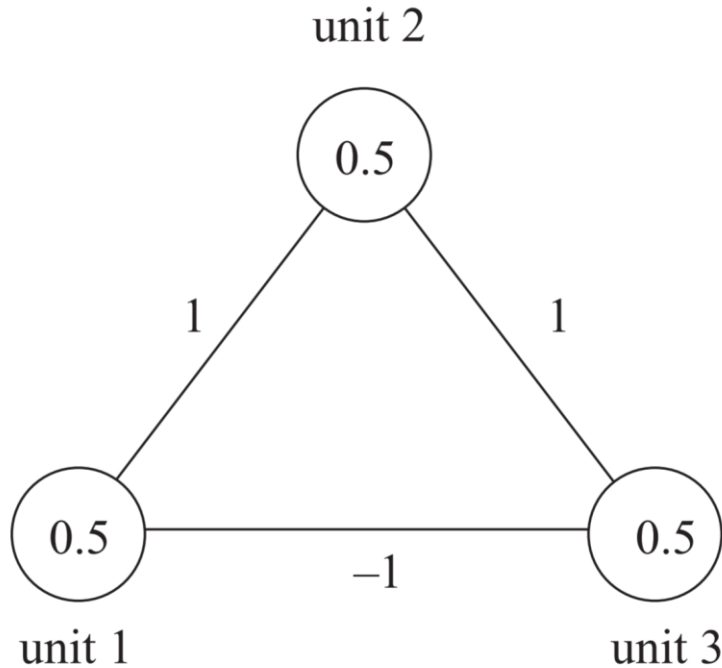
$$E = -\frac{1}{2} \sum_{i,j}^n w_{ij} x_i x_j + \sum_i^n -h^* x_i$$



isomorphic to the energy function of Hopfield networks.

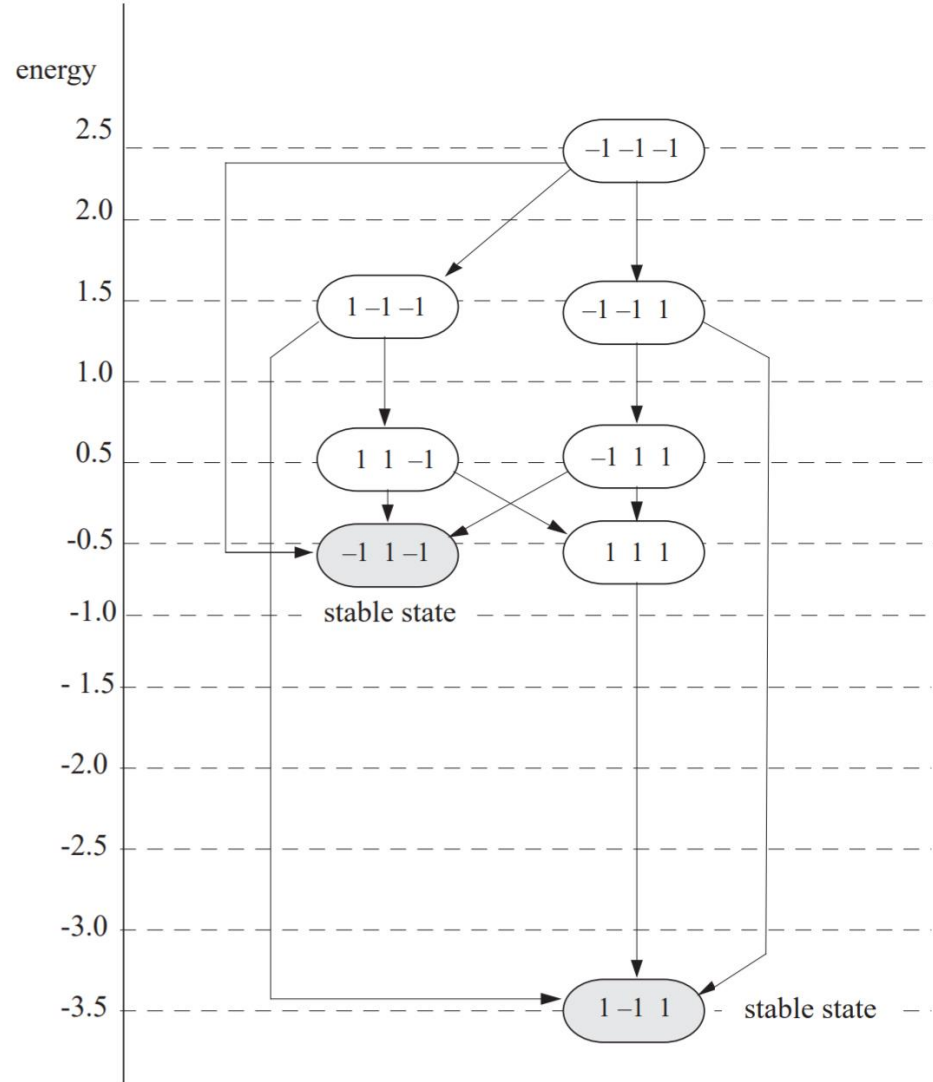
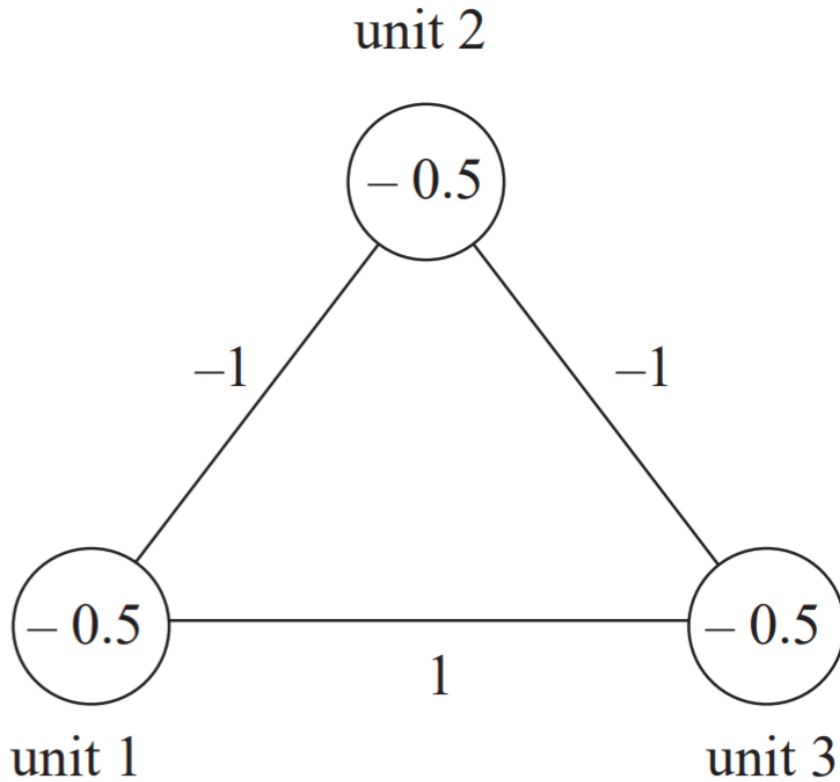
Hopfield Network

- Converge to stable states



Hopfield Network

- Converge to stable states



Hopfield Network

- Hebbian learning
 - Hebbian learning: implemented by loading the m selected n -dimensional stable states x_1, x_2, \dots, x_m on the network and by updating the network's weights (initially set to zero) after each presentation according to the rule

$$w_{ij} \leftarrow w_{ij} + x_i^k x_j^k, \quad i, j = 1, \dots, n \quad \text{and} \quad i \neq j$$

- The only difference from an autoassociative memory is the requirement of a zero diagonal

$$\mathbf{W}_1 = \mathbf{x}_1^T \mathbf{x}_1 - \mathbf{I}$$

Hopfield Network

- Hebbian learning

- The minimum of the energy function of a Hopfield network with the weight matrix \mathbf{W}_1 is located at \mathbf{x}_1 because

$$E(\mathbf{x}) = -\frac{1}{2}\mathbf{x}\mathbf{W}_1\mathbf{x}^T = -\frac{1}{2}(\mathbf{x}\mathbf{x}_1^T\mathbf{x}_1\mathbf{x}^T - \mathbf{x}\mathbf{x}^T)$$

$$E(\mathbf{x}) = -\frac{1}{2}\|\mathbf{x}\mathbf{x}_1^T\|^2 + \frac{n}{2} \quad \longleftarrow \quad \mathbf{x}\mathbf{x}^T = n$$

- has a local minimum at $\mathbf{x} = \mathbf{x}_1$

$$E(\mathbf{x}) = -\frac{n^2}{2} + \frac{n}{2}$$

Hopfield Network

- Hebbian learning
 - General case: m different vectors $\mathbf{x}_1, \mathbf{x}_2, \dots, \mathbf{x}_m$

$$\mathbf{W} = (\mathbf{x}_1 \mathbf{x}_1^T - \mathbf{I}) + (\mathbf{x}_2 \mathbf{x}_2^T - \mathbf{I}) + \dots + (\mathbf{x}_m \mathbf{x}_m^T - \mathbf{I})$$

- Equivalently,

$$\mathbf{W} = \mathbf{x}_1^T \mathbf{x}_1 + \mathbf{x}_2^T \mathbf{x}_2 + \dots + \mathbf{x}_m^T \mathbf{x}_m - m\mathbf{I}$$

- If the network is initialized with the state \mathbf{x}_1 , the vector \mathbf{e} of the excitation of the units is:

$$\mathbf{e} = \mathbf{x}_1 \mathbf{W}$$

$$= \mathbf{x}_1 \mathbf{x}_1^T \mathbf{x}_1 + \mathbf{x}_1 \mathbf{x}_2^T \mathbf{x}_2 + \dots + \mathbf{x}_1 \mathbf{x}_m^T \mathbf{x}_m - m\mathbf{x}_1 \mathbf{I}$$

$$= (n - m)\mathbf{x}_1 + \sum_{j=2}^m \alpha_{1j} \mathbf{x}_j$$

← scalar products of the first vector with each one of the other $m-1$ vectors

Hopfield Network

- Hebbian learning

- General case: m different vectors $\mathbf{x}_1, \mathbf{x}_2, \dots, \mathbf{x}_m$

$$\begin{aligned}\mathbf{e} &= \mathbf{x}_1 \mathbf{W} \\ &= \mathbf{x}_1 \mathbf{x}_1^T \mathbf{x}_1 + \mathbf{x}_1 \mathbf{x}_2^T \mathbf{x}_2 + \dots + \mathbf{x}_1 \mathbf{x}_m^T \mathbf{x}_m - m \mathbf{x}_1 \mathbf{I} \\ &= (n - m) \mathbf{x}_1 + \sum_{j=2}^m \alpha_{1j} \mathbf{x}_j.\end{aligned}$$

- The state \mathbf{x}_1 is stable when $m < n$ and the perturbation term $\sum_{j=2}^m \alpha_{1j} \mathbf{x}_j$ is small
- In this case, $\text{sgn}(\mathbf{e}) = \text{sgn}(\mathbf{x}_1)$
- The best results are achieved with Hebbian learning when the vectors $\mathbf{x}_1, \mathbf{x}_2, \dots, \mathbf{x}_m$ are orthogonal or close to orthogonal, just as in the case of any other associative memory.

Hopfield Network

- Equivalence of Hopfield and perceptron learning
 - Perceptron learning in Hopfield networks
 - Consider Hopfield networks composed of units with a non-zero threshold and the step function as activation function.
 - The units adopt state 1 when the excitation is greater than the threshold and otherwise the state -1.
 - The units are just perceptrons
 - It is straightforward to assume that perceptron learning could be used for determination of the weights and thresholds of the network for a given learning problem.
 - $\mathbf{W} = \{w_{ij}\}$: the $n \times n$ weight matrix
 - If a vector $\mathbf{x} = (x_1, \dots, x_n)$ is given to be “imprinted” on the network, this vector will be a stable state only when, if loaded in the network, the network global state does not change

Hopfield Network

- Equivalence of Hopfield and perceptron learning
 - Perceptron learning in Hopfield networks
 - This is the case if for every unit its excitation minus its threshold has the same sign as the current state (the value zero is assigned the minus sign). This means:

$$\text{For unit 1 : } \text{sgn}(x_1)(0 + x_2w_{12} + x_3w_{13} + \dots + x_nw_{1n} - \theta_1) < 0$$

$$\text{For unit 2 : } \text{sgn}(x_2)(x_1w_{21} + 0 + x_3w_{23} + \dots + x_nw_{2n} - \theta_2) < 0$$

⋮

$$\text{For unit n : } \text{sgn}(x_n)(x_1w_{n1} + x_2w_{n2} + \dots + x_{n-1}w_{nn-1} + 0 - \theta_n) < 0$$

Hopfield Network

- Perceptron learning in Hopfield networks

$$\mathbf{v} = (\underbrace{w_{12}, w_{13}, \dots, w_{1n}}_{n-1}, \underbrace{w_{23}, w_{24}, \dots, w_{2n}}_{n-2}, \dots, \underbrace{w_{n-1n}}_1, \underbrace{-\theta_1, \dots, -\theta_n}_n)$$

- The vector \mathbf{x} is transformed into n auxiliary vectors:

$$\mathbf{z}_1 = (\underbrace{x_2, x_3, \dots, x_n}_{n-1}, \underbrace{0, 0, \dots, 1, 0, \dots, 0}_n)$$

$$\mathbf{z}_2 = (\underbrace{x_1, 0, \dots, 0}_{n-1}, \underbrace{x_3, \dots, x_n}_{n-2}, \underbrace{0, 0, \dots, 0, 1, \dots, 0}_n)$$

\vdots

$$\mathbf{z}_n = (\underbrace{0, 0, \dots, x_1}_{n-1}, \underbrace{0, 0, \dots, x_2}_{n-2}, \underbrace{0, 0, \dots, 0, 0, \dots, 1}_n)$$

Hopfield Network

– Perceptron learning in Hopfield networks

- The previous inequalities for each unit can be written in the equivalent form:

$$\text{unit 1 } \text{sgn}(x_1)\mathbf{z}_1 \cdot \mathbf{v} > 0$$

$$\text{unit 2 } \text{sgn}(x_2)\mathbf{z}_2 \cdot \mathbf{v} > 0$$

$$\vdots$$

$$\text{unit } n \text{sgn}(x_n)\mathbf{z}_n \cdot \mathbf{v} > 0$$

- The solution is found by computing a linear separation of the vectors $\mathbf{z}_1, \mathbf{z}_2, \dots, \mathbf{z}_n$
 - \mathbf{z}_i where $\text{sgn}(x_i) = 1$: The vectors which belong to the positive half-space
 - \mathbf{z}_i where $\text{sgn}(x_i) = -1$: The vectors which belong to the negative half-space
 - This problem can be solved using **perceptron learning**
 - » Compute the vector \mathbf{v} of weights needed for the linear separation, and from this we can deduce the weight matrix \mathbf{W} .

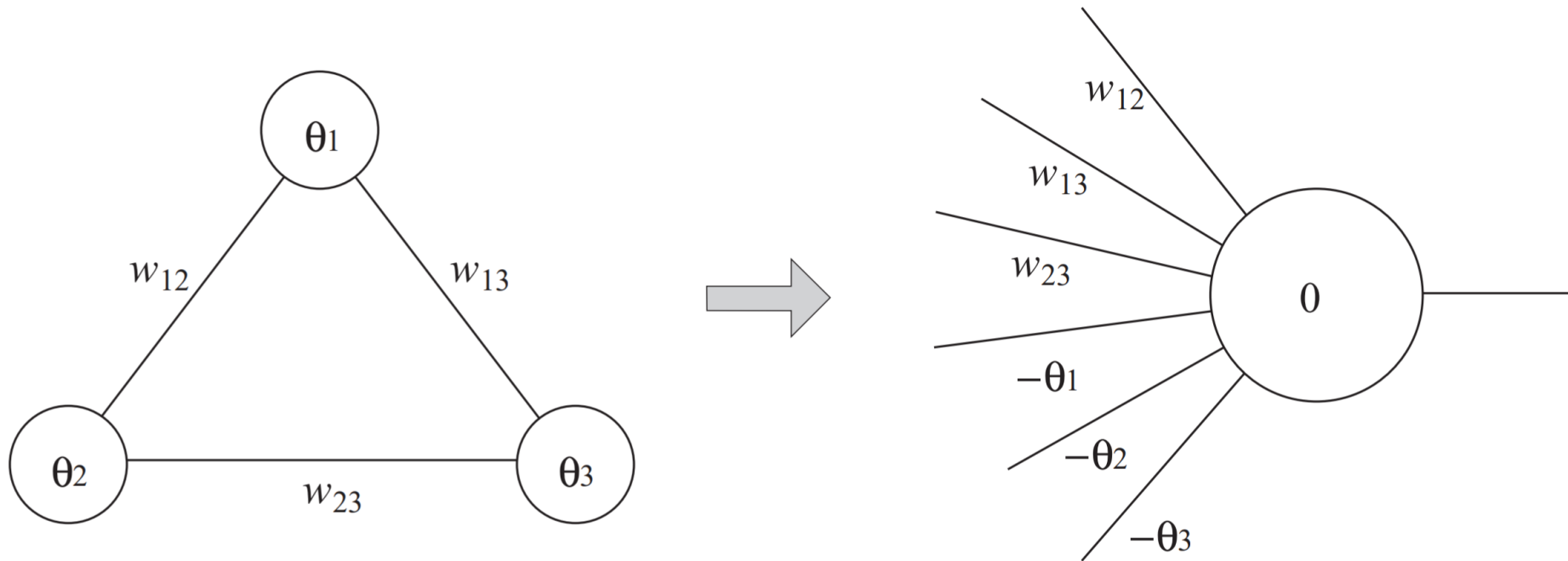
Hopfield Network

- Perceptron learning in Hopfield networks
 - General case: In the case where m vectors $\mathbf{x}_1, \mathbf{x}_2, \dots, \mathbf{x}_m$ are given to be imprinted in the Hopfield network
 - Perform the same transformation for every one of them
 - Each vector is transformed into n auxiliary vectors, so that at the end we have nm different auxiliary vectors which must be linearly separated
 - If they are actually linearly separable, perceptron learning will find the solution to the problem, coded in the vector \mathbf{v} of the transformed perceptron
 - The analysis performed above shows that it is possible to transform a learning problem in a Hopfield network with n units into a learning problem for a perceptron of dimension $n + n(n - 1)/2$, that is, $n(n + 1)/2$

Hopfield Network

– Perceptron learning in Hopfield networks

- Transformation of a Hopfield network into a perceptron



Boltzmann Machines

- Energy-based model define over a d -dimensional binary random vector $\mathbf{x} \in \{0,1\}^d$

$$P(\mathbf{x}) = \frac{\exp(-E(\mathbf{x}))}{Z}$$

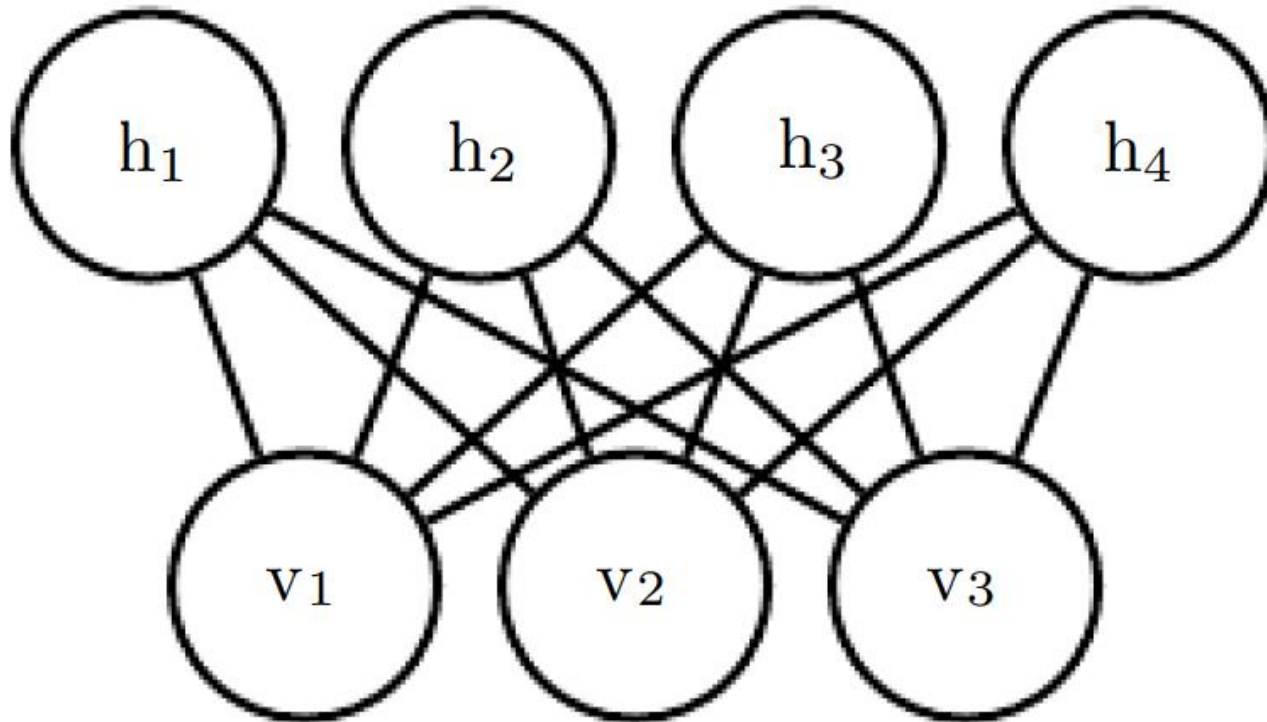
$$E(\mathbf{x}) = -\mathbf{x}^\top \mathbf{U} \mathbf{x} - \mathbf{b}^\top \mathbf{x}$$

Boltzmann Machines with latent variables

- *Latent variables* can model higher-order interactions among the visible units.
- Boltzmann machine becomes a universal approximator of probability mass functions over discrete variables (Le Roux and Bengio, 2008)
- Decompose \mathbf{x} into the visible units \mathbf{v} and the latent (or hidden) units \mathbf{h} .

$$E(\mathbf{v}, \mathbf{h}) = -\mathbf{v}^\top \mathbf{R} \mathbf{v} - \mathbf{v}^\top \mathbf{W} \mathbf{h} - \mathbf{h}^\top \mathbf{S} \mathbf{h} - \mathbf{b}^\top \mathbf{v} - \mathbf{c}^\top \mathbf{h}$$

Boltzmann Machines



$$E(v, h) = -v^{\top} R v - v^{\top} W h - h^{\top} S h - b^{\top} v - c^{\top} h$$

Boltzmann Machine Learning

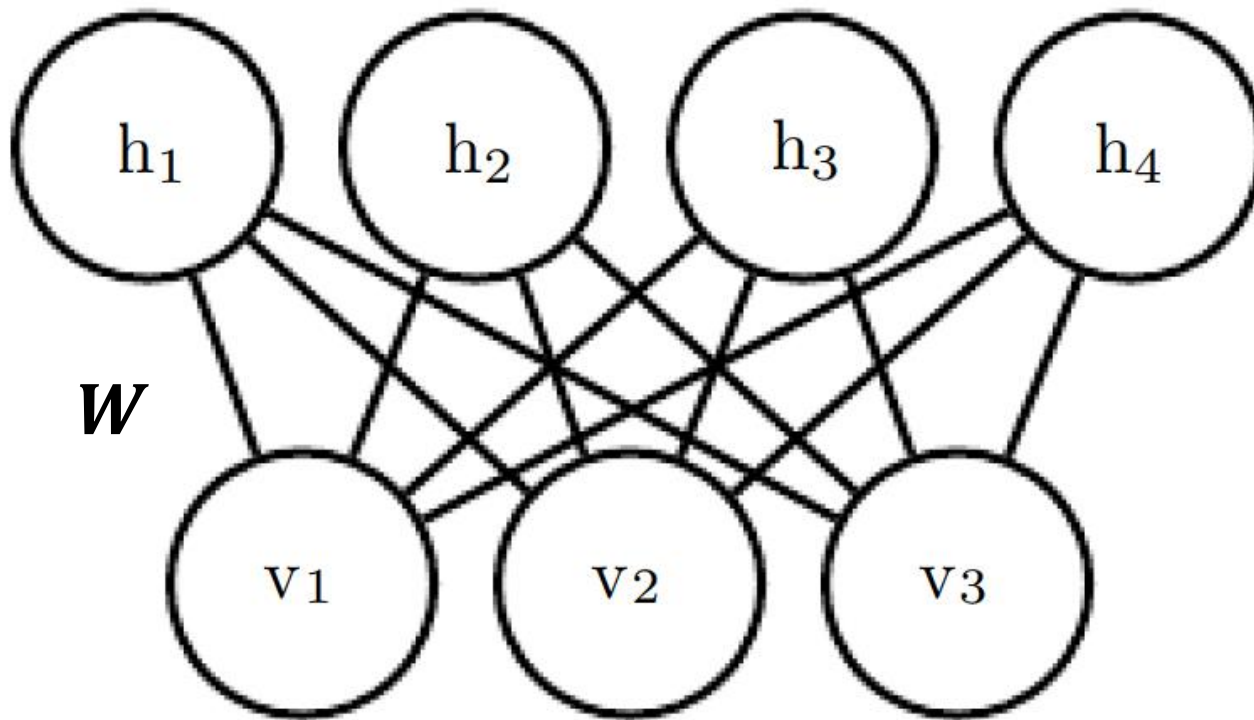
- Based on maximum likelihood
 - BM has an intractable partition function
 - Must be approximated using the techniques
 - the update for a particular weight connecting two units depends only the statistics of those two units:
$$P_{\text{model}}(\mathbf{v}) \text{ and } \hat{P}_{\text{data}}(\mathbf{v}) P_{\text{model}}(\mathbf{h} \mid \mathbf{v})$$
 - the learning rule is “local,”
 - Boltzmann machine learning somewhat biologically plausible.
 - if each neuron were a random variable in a Boltzmann machine, then the axons and dendrites connecting two random variables could learn only by observing the firing pattern of the cells that they actually physically touch.

Boltzmann Machine Learning

- The positive phase of Boltzmann machine learning gives an example of a Hebbian learning rule
 - Two units that frequently activate together have their connection strengthened
 - a Hebbian learning rule: fire together, wire together
 - among the oldest hypothesized explanations for learning in biological systems and remain relevant today
- But, the negative phase of Boltzmann machine learning
 - Somewhat harder to explain from a biological point of view
 - **Dream sleep** may be a form of negative phase sampling.

Restricted Boltzmann Machine

- No connections are permitted between visible units and hidden units → Bipartite graph



$$E(\mathbf{v}, \mathbf{h}) = -\mathbf{v}^T \mathbf{W} \mathbf{h} - \mathbf{b}^T \mathbf{v} - \mathbf{c}^T \mathbf{h}$$

Restricted Boltzmann Machine

- Energy-based model

$$P(\mathbf{v} = \mathbf{v}, \mathbf{h} = \mathbf{h}) = \frac{1}{Z} \exp(-E(\mathbf{v}, \mathbf{h}))$$

$$E(\mathbf{v}, \mathbf{h}) = -\mathbf{b}^\top \mathbf{v} - \mathbf{c}^\top \mathbf{h} - \mathbf{v}^\top \mathbf{W} \mathbf{h}$$

$$Z = \sum_{\mathbf{v}} \sum_{\mathbf{h}} \exp \{-E(\mathbf{v}, \mathbf{h})\}$$

Restricted Boltzmann Machine: Conditional Distributions

- The conditional distributions $P(\mathbf{h} \mid \mathbf{v})$ and $P(\mathbf{v} \mid \mathbf{h})$ are factorial and relatively simple to compute and to sample from

$$\begin{aligned} P(\mathbf{h} \mid \mathbf{v}) &= \frac{P(\mathbf{h}, \mathbf{v})}{P(\mathbf{v})} \\ &= \frac{1}{P(\mathbf{v})} \frac{1}{Z} \exp \left\{ \mathbf{b}^\top \mathbf{v} + \mathbf{c}^\top \mathbf{h} + \mathbf{v}^\top \mathbf{W} \mathbf{h} \right\} \\ &= \frac{1}{Z'} \exp \left\{ \mathbf{c}^\top \mathbf{h} + \mathbf{v}^\top \mathbf{W} \mathbf{h} \right\} \\ &= \frac{1}{Z'} \exp \left\{ \sum_{j=1}^{n_h} c_j h_j + \sum_{j=1}^{n_h} \mathbf{v}^\top \mathbf{W}_{:,j} h_j \right\} \\ &= \frac{1}{Z'} \prod_{j=1}^{n_h} \exp \left\{ c_j h_j + \mathbf{v}^\top \mathbf{W}_{:,j} h_j \right\} \end{aligned}$$

Restricted Boltzmann Machine: Conditional Distributions

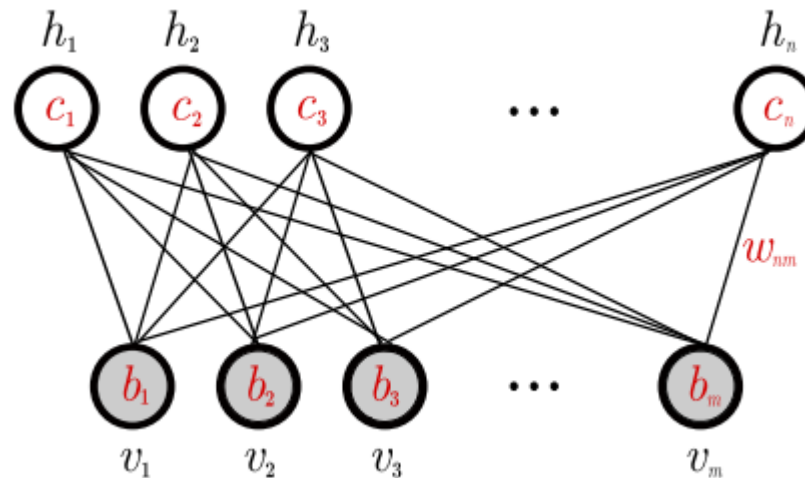
$$\begin{aligned} P(h_j = 1 \mid \mathbf{v}) &= \frac{\tilde{P}(h_j = 1 \mid \mathbf{v})}{\tilde{P}(h_j = 0 \mid \mathbf{v}) + \tilde{P}(h_j = 1 \mid \mathbf{v})} \\ &= \frac{\exp\{c_j + \mathbf{v}^\top \mathbf{W}_{:,j}\}}{\exp\{0\} + \exp\{c_j + \mathbf{v}^\top \mathbf{W}_{:,j}\}} \\ &= \sigma\left(c_j + \mathbf{v}^\top \mathbf{W}_{:,j}\right). \end{aligned}$$

$$P(\mathbf{h} \mid \mathbf{v}) = \prod_{j=1}^{n_h} \sigma\left((2\mathbf{h} - 1) \odot (\mathbf{c} + \mathbf{W}^\top \mathbf{v})\right)_j$$

$$P(\mathbf{v} \mid \mathbf{h}) = \prod_{i=1}^{n_v} \sigma\left((2\mathbf{v} - 1) \odot (\mathbf{b} + \mathbf{W}\mathbf{h})\right)_i$$

Restricted Boltzmann Machine

$$E(\mathbf{v}, \mathbf{h}) = - \sum_{i=1}^n \sum_{j=1}^m w_{ij} h_i v_j - \sum_{j=1}^m b_j v_j - \sum_{i=1}^n c_i h_i$$



Restricted Boltzmann Machine

$$p(\mathbf{h} | \mathbf{v}) = \prod_{i=1}^n p(h_i | \mathbf{v}) \text{ and } p(\mathbf{v} | \mathbf{h}) = \prod_{i=1}^m p(v_i | \mathbf{h})$$

$$p(\mathbf{v}) = \frac{1}{Z} \sum_{\mathbf{h}} p(\mathbf{v}, \mathbf{h}) = \frac{1}{Z} \sum_{\mathbf{h}} e^{-E(\mathbf{v}, \mathbf{h})}$$

$$= \frac{1}{Z} \sum_{h_1} \sum_{h_2} \cdots \sum_{h_n} e^{\sum_{j=1}^m b_j v_j} \prod_{i=1}^n e^{h_i \left(c_i + \sum_{j=1}^m w_{ij} v_j \right)}$$

$$= \frac{1}{Z} e^{\sum_{j=1}^m b_j v_j} \sum_{h_1} e^{h_1 \left(c_1 + \sum_{j=1}^m w_{1j} v_j \right)} \sum_{h_2} e^{h_2 \left(c_2 + \sum_{j=1}^m w_{2j} v_j \right)} \cdots \sum_{h_n} e^{h_n \left(c_n + \sum_{j=1}^m w_{nj} v_j \right)}$$

$$= \frac{1}{Z} e^{\sum_{j=1}^m b_j v_j} \prod_{i=1}^n \sum_{h_i} e^{h_i \left(c_i + \sum_{j=1}^m w_{ij} v_j \right)}$$

$$= \frac{1}{Z} \prod_{j=1}^m e^{b_j v_j} \prod_{i=1}^n \left(1 + e^{c_i + \sum_{j=1}^m w_{ij} v_j} \right)$$

Restricted Boltzmann Machine

$$p(H_i = 1 | \mathbf{v}) = \sigma\left(\sum_{j=1}^m w_{ij} v_j + c_i\right) \quad p(V_j = 1 | \mathbf{h}) = \sigma\left(\sum_{i=1}^n w_{ij} h_i + b_j\right)$$

$$\alpha_l(\mathbf{h}) := -\sum_{i=1}^n w_{il} h_i - b_l \quad \beta(\mathbf{v}_{-l}, \mathbf{h}) := -\sum_{i=1}^n \sum_{j=1, j \neq l}^m w_{ij} h_i v_j - \sum_{j=1, j \neq l}^m b_j v_j - \sum_{i=1}^n c_i h_i$$

$$\begin{aligned} p(V_l = 1 | \mathbf{h}) &= p(V_l = 1 | \mathbf{v}_{-l}, \mathbf{h}) = \frac{p(V_l = 1, \mathbf{v}_{-l}, \mathbf{h})}{p(\mathbf{v}_{-l}, \mathbf{h})} \\ &= \frac{e^{-E(v_l=1, \mathbf{v}_{-l}, \mathbf{h})}}{e^{-E(v_l=1, \mathbf{v}_{-l}, \mathbf{h})} + e^{-E(v_l=0, \mathbf{v}_{-l}, \mathbf{h})}} = \frac{e^{-\beta(\mathbf{v}_{-l}, \mathbf{h}) - 1 \cdot \alpha_l(\mathbf{h})}}{e^{-\beta(\mathbf{v}_{-l}, \mathbf{h}) - 1 \cdot \alpha_l(\mathbf{h})} + e^{-\beta(\mathbf{v}_{-l}, \mathbf{h}) - 0 \cdot \alpha_l(\mathbf{h})}} \\ &= \frac{e^{-\beta(\mathbf{v}_{-l}, \mathbf{h})} \cdot e^{-\alpha_l(\mathbf{h})}}{e^{-\beta(\mathbf{v}_{-l}, \mathbf{h})} \cdot e^{-\alpha_l(\mathbf{h})} + e^{-\beta(\mathbf{v}_{-l}, \mathbf{h})}} = \frac{e^{-\beta(\mathbf{v}_{-l}, \mathbf{h})} \cdot e^{-\alpha_l(\mathbf{h})}}{e^{-\beta(\mathbf{v}_{-l}, \mathbf{h})} \cdot (e^{-\alpha_l(\mathbf{v}_{-l}, \mathbf{h})} + 1)} \\ &= \frac{e^{-\alpha_l(\mathbf{v}_{-l}, \mathbf{h})}}{e^{-\alpha_l(\mathbf{v}_{-l}, \mathbf{h})} + 1} = \frac{\frac{1}{e^{\alpha_l(\mathbf{h})}}}{\frac{1}{e^{\alpha_l(\mathbf{h})}} + 1} = \frac{1}{1 + e^{\alpha_l(\mathbf{v}_{-l}, \mathbf{h})}} \\ &= \sigma(-\alpha_l(\mathbf{h})) = \sigma\left(\sum_{i=1}^n w_{il} h_i + b_j\right) \end{aligned}$$

MRF: Log-Likelihood Gradient with Latent Variable

$$\log p(\mathbf{v}) = \mathbb{E}_{\mathbf{h} \sim p(\mathbf{h}|\mathbf{v})} [\log p(\mathbf{h}, \mathbf{v}) - \log p(\mathbf{h} | \mathbf{v})]$$

$$\ln \mathcal{L}(\boldsymbol{\theta} | \mathbf{v}) = \ln p(\mathbf{v} | \boldsymbol{\theta}) = \ln \frac{1}{Z} \sum_{\mathbf{h}} e^{-E(\mathbf{v}, \mathbf{h})} = \ln \sum_{\mathbf{h}} e^{-E(\mathbf{v}, \mathbf{h})} - \ln \sum_{\mathbf{v}, \mathbf{h}} e^{-E(\mathbf{v}, \mathbf{h})}$$

$$\begin{aligned} \frac{\partial \ln \mathcal{L}(\boldsymbol{\theta} | \mathbf{v})}{\partial \boldsymbol{\theta}} &= \frac{\partial}{\partial \boldsymbol{\theta}} \left(\ln \sum_{\mathbf{h}} e^{-E(\mathbf{v}, \mathbf{h})} \right) - \frac{\partial}{\partial \boldsymbol{\theta}} \left(\ln \sum_{\mathbf{v}, \mathbf{h}} e^{-E(\mathbf{v}, \mathbf{h})} \right) \\ &= -\frac{1}{\sum_{\mathbf{h}} e^{-E(\mathbf{v}, \mathbf{h})}} \sum_{\mathbf{h}} e^{-E(\mathbf{v}, \mathbf{h})} \frac{\partial E(\mathbf{v}, \mathbf{h})}{\partial \boldsymbol{\theta}} + \frac{1}{\sum_{\mathbf{v}, \mathbf{h}} e^{-E(\mathbf{v}, \mathbf{h})}} \sum_{\mathbf{v}, \mathbf{h}} e^{-E(\mathbf{v}, \mathbf{h})} \frac{\partial E(\mathbf{v}, \mathbf{h})}{\partial \boldsymbol{\theta}} \end{aligned}$$

$$= -\sum_{\mathbf{h}} p(\mathbf{h} | \mathbf{v}) \frac{\partial E(\mathbf{v}, \mathbf{h})}{\partial \boldsymbol{\theta}} + \sum_{\mathbf{v}, \mathbf{h}} p(\mathbf{v}, \mathbf{h}) \frac{\partial E(\mathbf{v}, \mathbf{h})}{\partial \boldsymbol{\theta}}$$

$$p(\mathbf{h} | \mathbf{v}) = \frac{p(\mathbf{v}, \mathbf{h})}{p(\mathbf{v})} = \frac{\frac{1}{Z} e^{-E(\mathbf{v}, \mathbf{h})}}{\frac{1}{Z} \sum_{\mathbf{h}} e^{-E(\mathbf{v}, \mathbf{h})}} = \frac{e^{-E(\mathbf{v}, \mathbf{h})}}{\sum_{\mathbf{h}} e^{-E(\mathbf{v}, \mathbf{h})}}$$

RBM: Log-Likelihood Gradient

$$\begin{aligned}
 \sum_{\mathbf{h}} p(\mathbf{h} | \mathbf{v}) \frac{\partial E(\mathbf{v}, \mathbf{h})}{\partial w_{ij}} &= \sum_{\mathbf{h}} p(\mathbf{h} | \mathbf{v}) h_i v_j \quad \longleftarrow \quad \frac{\partial}{\partial W_{i,j}} E(\mathbf{v}, \mathbf{h}) = -v_i h_j \\
 &= \sum_{\mathbf{h}} \prod_{k=1}^n p(h_k | \mathbf{v}) h_i v_j = \sum_{h_i} \sum_{\mathbf{h}_{-i}} p(h_i | \mathbf{v}) p(\mathbf{h}_{-i} | \mathbf{v}) h_i v_j \\
 &= \sum_{h_i} p(h_i | \mathbf{v}) h_i v_j \underbrace{\sum_{\mathbf{h}_{-i}} p(\mathbf{h}_{-i} | \mathbf{v})}_{=1} = p(H_i = 1 | \mathbf{v}) v_j = \sigma \left(\sum_{j=1}^m w_{ij} v_j + c_i \right) v_j
 \end{aligned}$$

$$\frac{\partial \ln \mathcal{L}(\boldsymbol{\theta} | \mathbf{v})}{\partial w_{ij}} = - \sum_{\mathbf{h}} p(\mathbf{h} | \mathbf{v}) \frac{\partial E(\mathbf{v}, \mathbf{h})}{\partial w_{ij}} + \sum_{\mathbf{v}, \mathbf{h}} p(\mathbf{v}, \mathbf{h}) \frac{\partial E(\mathbf{v}, \mathbf{h})}{\partial w_{ij}}$$

$$= \sum_{\mathbf{h}} p(\mathbf{h} | \mathbf{v}) h_i v_j - \sum_{\mathbf{v}} p(\mathbf{v}) \sum_{\mathbf{h}} p(\mathbf{h} | \mathbf{v}) h_i v_j$$

$$= p(H_i = 1 | \mathbf{v}) v_j - \sum_{\mathbf{v}} p(\mathbf{v}) p(H_i = 1 | \mathbf{v}) v_j$$

RBM: Log-Likelihood Gradient

- The mean of the derivative over a training set $S = \{\mathbf{v}_1, \dots, \mathbf{v}_l\}$

$$\begin{aligned}\frac{1}{\ell} \sum_{\mathbf{v} \in S} \frac{\partial \ln \mathcal{L}(\boldsymbol{\theta} | \mathbf{v})}{\partial w_{ij}} &= \frac{1}{\ell} \sum_{\mathbf{v} \in S} \left[-\mathbb{E}_{p(\mathbf{h} | \mathbf{v})} \left[\frac{\partial E(\mathbf{v}, \mathbf{h})}{\partial w_{ij}} \right] + \mathbb{E}_{p(\mathbf{h}, \mathbf{v})} \left[\frac{\partial E(\mathbf{v}, \mathbf{h})}{\partial w_{ij}} \right] \right] \\ &= \frac{1}{\ell} \sum_{\mathbf{v} \in S} \left[\mathbb{E}_{p(\mathbf{h} | \mathbf{v})} [v_i h_j] - \mathbb{E}_{p(\mathbf{h}, \mathbf{v})} [v_i h_j] \right] \\ &= \langle v_i h_j \rangle_{p(\mathbf{h} | \mathbf{v}) q(\mathbf{v})} - \langle v_i h_j \rangle_{p(\mathbf{h}, \mathbf{v})}\end{aligned}$$

$$\sum_{\mathbf{v} \in S} \frac{\partial \ln \mathcal{L}(\boldsymbol{\theta} | \mathbf{v})}{\partial w_{ij}} \propto \langle v_i h_j \rangle_{\text{data}} - \langle v_i h_j \rangle_{\text{model}}$$

RBM: Log-Likelihood Gradient

$$\frac{\partial \ln \mathcal{L}(\boldsymbol{\theta} | \boldsymbol{v})}{\partial b_j} = v_j - \sum_{\boldsymbol{v}} p(\boldsymbol{v}) v_j$$

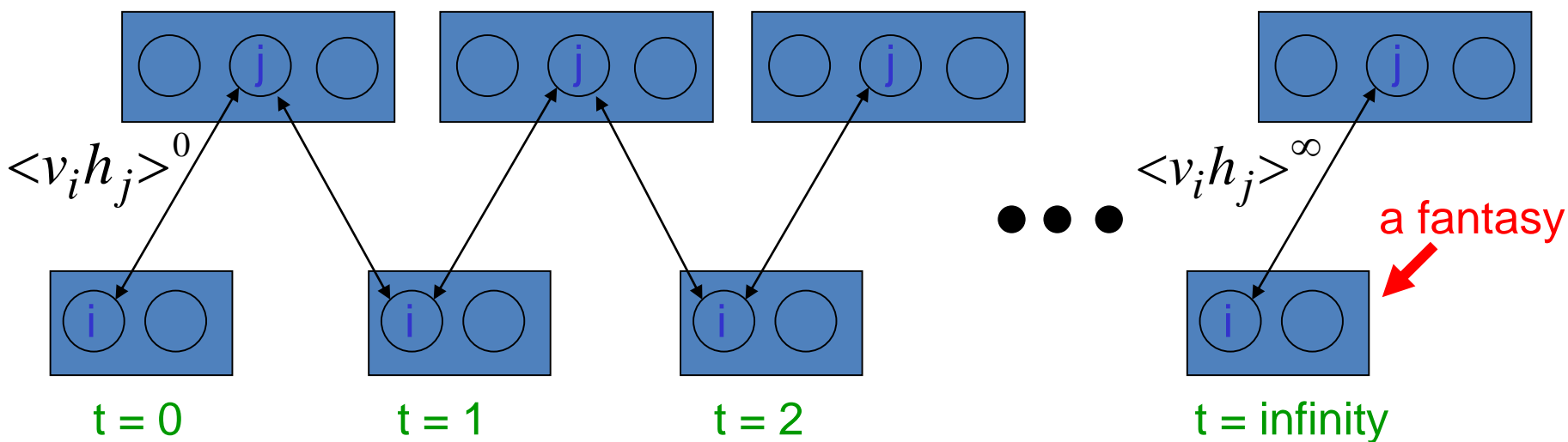
$$\frac{\partial \ln \mathcal{L}(\boldsymbol{\theta} | \boldsymbol{v})}{\partial c_i} = p(H_i = 1 | \boldsymbol{v}) - \sum_{\boldsymbol{v}} p(\boldsymbol{v}) p(H_i = 1 | \boldsymbol{v})$$

Training RBM

- Contrastive Divergence
- Persistent Contrastive Divergence
- Parallel Tempering

RBM gives efficient evaluation and differentiation of $\tilde{P}(\boldsymbol{v})$ and efficient MCMC sampling in the form of block Gibbs sampling

A picture of the maximum likelihood learning algorithm for an RBM

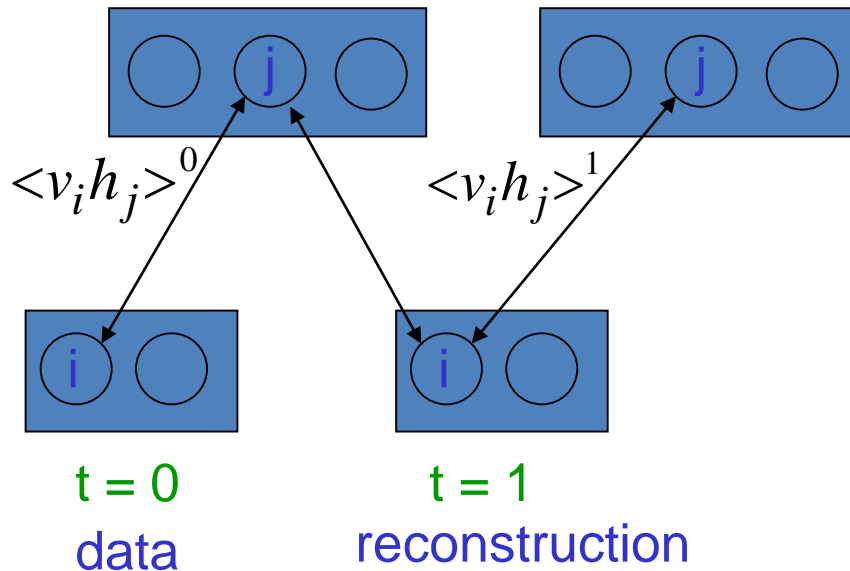


Start with a training vector on the visible units.

Then alternate between updating all the hidden units in parallel and updating all the visible units in parallel.

$$\frac{\partial \log p(v)}{\partial w_{ij}} = \langle v_i h_j \rangle^0 - \langle v_i h_j \rangle^\infty$$

A quick way to learn an RBM



Start with a training vector on the visible units.

Update all the hidden units in parallel

Update the all the visible units in parallel to get a “reconstruction”.

Update the hidden units again.

$$\Delta w_{ij} = \varepsilon (\langle v_i h_j \rangle^0 - \langle v_i h_j \rangle^1)$$

This is not following the gradient of the log likelihood. But it works well. It is approximately following the gradient of another objective function (Carreira-Perpinan & Hinton, 2005).

Restricted Boltzmann Machine: Summary

- Conditional probs.

- $P(\mathbf{h}|\mathbf{v}) = \prod_{j=1} \sigma((2\mathbf{h} - 1) \odot (\mathbf{c} + \mathbf{W}^T \mathbf{v}))_j$

- $P(\mathbf{v}|\mathbf{h}) = \prod_{j=1} \sigma((2\mathbf{v} - 1) \odot (\mathbf{b} + \mathbf{W}\mathbf{h}))_j$

- Easy to sample from.

- Training RBM

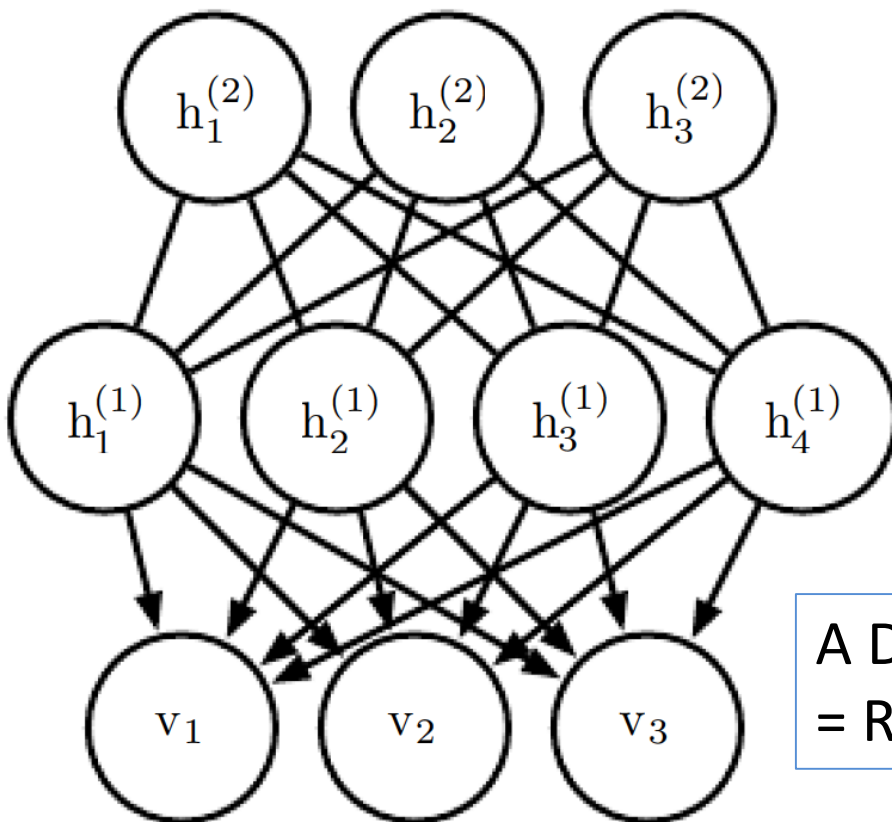
- $-\frac{\partial \log p(\mathbf{v})}{\partial w_{ij}} = \langle v_i h_j \rangle_{data} - \langle v_i h_j \rangle_{model}$

- $\Delta w_{ij} = \eta (\langle v_i h_j \rangle_{data} - \langle v_i h_j \rangle_{model})$

- Based on sampling: MCMC, CD, PSD

Deep Belief Networks (DBN)

- Generative models with several layers of latent variables
- No intra-layer connections
 - The connections between the top two layers are undirected
 - The connections between all other layers are directed



a hybrid graphical model involving both directed and undirected connections

A DBN with only one hidden layer = RBM

Training DBN

- The first layer RBM is trained to approximately maximize $\mathbb{E}_{\mathbf{v} \sim p_{\text{data}}} \log p(\mathbf{v})$
 - Contrastive divergence or stochastic maximum likelihood
- The second RBM is trained to approximately maximize

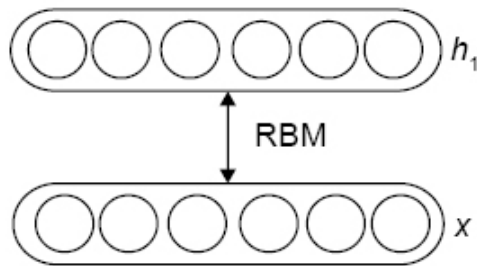
$$\mathbb{E}_{\mathbf{v} \sim p_{\text{data}}} \mathbb{E}_{\mathbf{h}^{(1)} \sim p^{(1)}(\mathbf{h}^{(1)} | \mathbf{v})} \log p^{(2)}(\mathbf{h}^{(1)})$$

DBN: Representation Learning

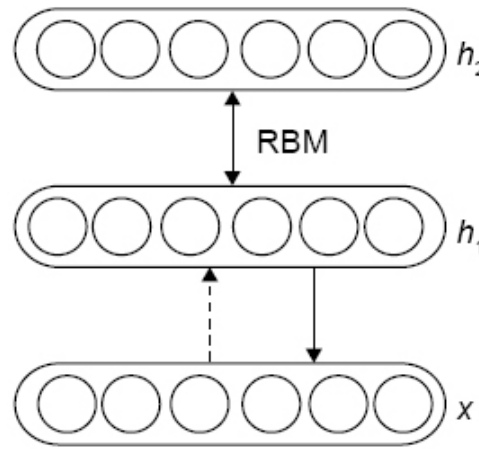
Greedy layer-wise unsupervised pretraining [Hinton '06]

- Proceeds one layer at a time, training the k-th layer while keeping the previous ones fixed
- The lower layers are not adapted when the upper

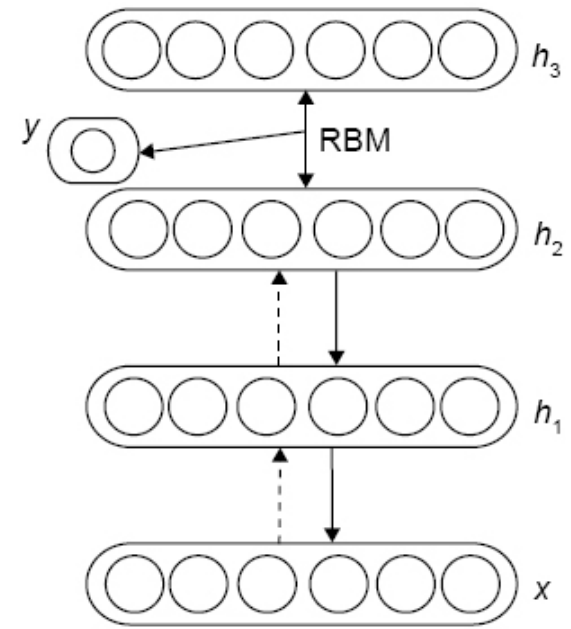
$$\text{Maximize } E_{v \sim p_{data}} \log p(v)$$



1. Train RBM for x



2. Train RBM for h_1



3. Train RBM for h_2 and y

Approximately
maximize

$$\mathbb{E}_{v \sim p_{data}} \mathbb{E}_{h^{(1)} \sim p^{(1)}(h^{(1)}|v)} \log p^{(2)}(h^{(1)})$$

Dense Associative Memory for Pattern Recognition [Krotov & Hopfield '16]

Dense Associative Memory Is Robust to Adversarial Inputs [Krotov & Hopfield '18]

Hopfield Networks is All You Need

[Ramsauer et al '20]

On the mapping between Hopfield networks and Restricted Boltzmann Machines [Smart & Zilman '21]

