

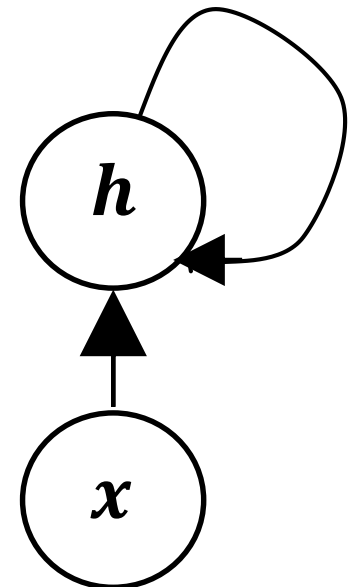
# Deep Feedforward Networks

Seung-Hoon Na

Chonbuk National University

# Neural Network: Types

- Feedforward neural networks (FNN)
  - = Deep feedforward networks = multilayer perceptrons (MLP)
  - No **feedback** connections
    - information flows:  $x \rightarrow f(x) \rightarrow y$
  - Represented by a **directed acyclic graph**
- Recurrent neural networks (RNN)
  - Feedback connections are included
  - Long short term memory (LSTM)
  - Recently, RNNs using **explicit memories** like Neural Turing machine (NTM) are extensively studied
  - Represented by a **cyclic graph**



# Feedforward Neural Networks

- The goal is to approximate  $f^*(\mathbf{x})$  by  $\mathbf{y} = f(\mathbf{x}; \boldsymbol{\theta})$ 
  - Represented by composing together many different functions → Networks
  - $f(\mathbf{x}; \boldsymbol{\theta})$  follows a chain structure like
    - $f(\mathbf{x}) = f^{(3)} \left( f^{(2)} \left( f^{(1)}(\mathbf{x}) \right) \right)$
    - $f^{(1)}$ : the **first layer**.  $f^{(2)}$ : the **second layer**
  - **Depth**: the overall length of the chain
  - **Output layer**: the final layer of FNN
    - The training examples specify directly what the output layer must do at each point  $\mathbf{x}$
  - **Hidden layers**: the training data does not say what each individual layer should do.

# Feedforward Neural Networks

- ***Multi layers***
  - The idea of using many layers of vector-valued representation is drawn from neuroscience
- ***Neural***: FNN are loosely inspired by neuroscience
- ***Width***: the dimensionality of the hidden layers
- The layer consists of many ***units*** that act in parallel, each representing a vector-to-scalar function
  - **Unit**: resemble a neuron; it receives input from many other units and computes its own activation value
- ***Activation functions***
  - Compute the values of the hidden layers
- The goal of neural networks is **not** to perfectly model the brain → FNN: **function approximation machines that are designed to achieve statistical generalization**, often drawing some insights from neuroscience, not as models of brain function

# Extension of Linear Models

- Linear models
  - E.g.) Logistic regression and linear regression
  - Fit efficiently either in closed form or with convex optimization, but model capacity is limited to linear functions
- Extend linear models
  - By applying the linear model not to  $\mathbf{x}$  itself but to a transformed input  $\phi(\mathbf{x})$
  - $\phi$ : nonlinear transformation
    - As a way of providing a set of features describing  $\mathbf{x}$ , or providing a new representation of  $\mathbf{x}$

# Extension of Linear Models

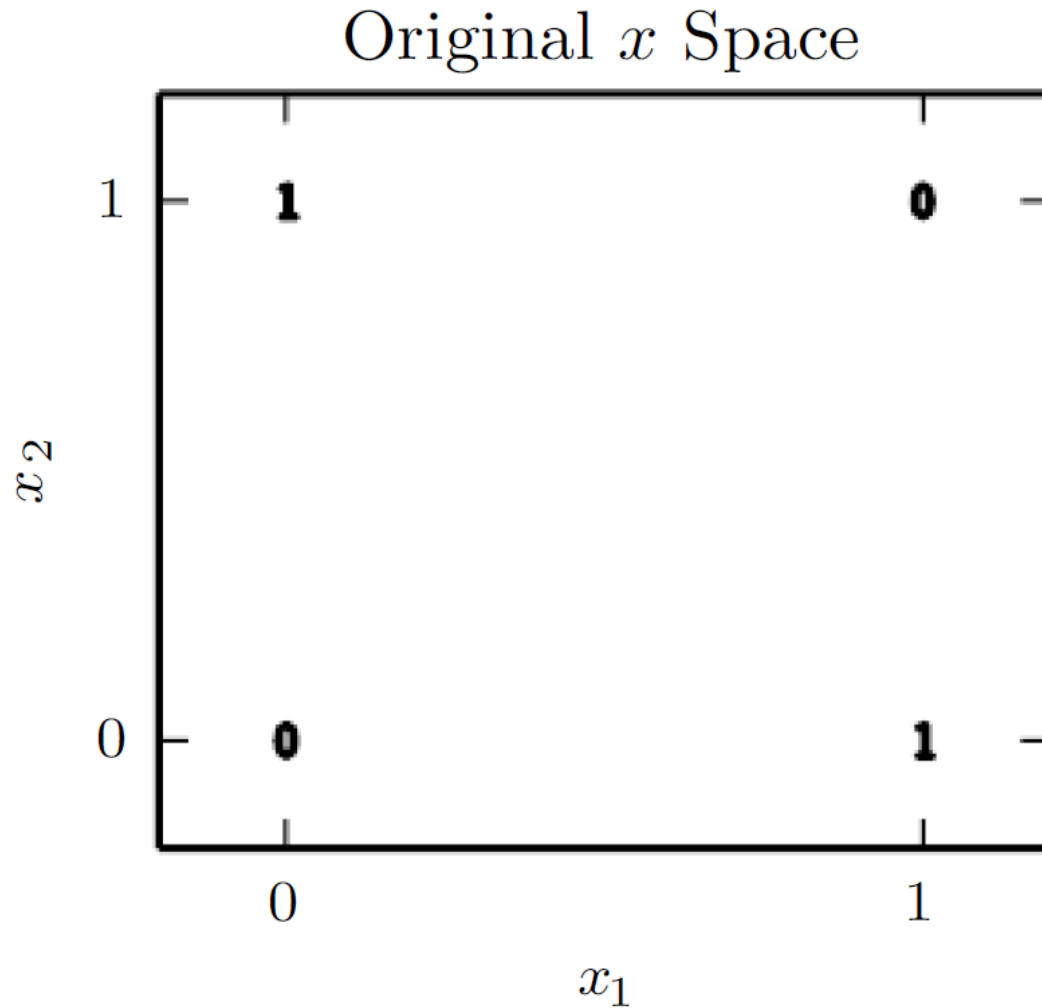
- How to choose the mapping  $\phi$ ?
- 1) use a very generic  $\phi$ 
  - E.g.) the infinite-dimensional  $\phi$  that is implicitly used by kernel machines based on the RBF kernel
    - Based only on the principle of local smoothness
    - Do not encode enough prior information to solve advanced problems.
- 2) manually engineer  $\phi$ 
  - This was the dominant approach until the advent of deep learning
- 3) Learn  $\phi$ 
  - This is the strategy of deep learning

# Linear Model for Learning XOR

- Goal: Learn  $f^*(\mathbf{x})$  to correctly perform the XOR function on the four points
  - $X = \{[0,0]^T, [0,1]^T, [1,0]^T, [1,1]^T\}$
- Loss function: use MSE
  - $J(\boldsymbol{\theta}) = \frac{1}{4} \sum_{\mathbf{x} \in X} (f^*(\mathbf{x}) - f(\mathbf{x}; \boldsymbol{\theta}))^2$
- The form of model: a linear model
  - $f(\mathbf{x}; \mathbf{w}, b) = \mathbf{x}^T \mathbf{w} + b$
- Minimize  $J(\boldsymbol{\theta})$  wrt  $\mathbf{w}, b$ 
  - We obtain  $\mathbf{w} = \mathbf{0}, b = 0.5$
  - ➔ This linear model cannot represent the XOR function

$$\boldsymbol{\theta} = \{\mathbf{w}, b\}$$

# Linear Model for Learning XOR



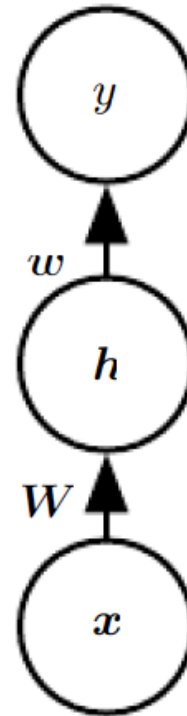
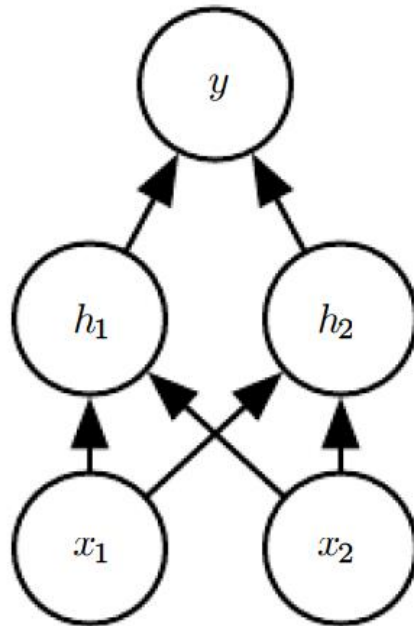
A linear model cannot implement the XOR function.



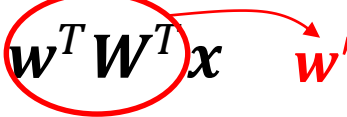
# FNN for Learning XOR

- FNN with one hidden layer

$$\begin{aligned} - \mathbf{h} &= f^{(1)}(\mathbf{x}; \mathbf{W}, \mathbf{c}) \\ - y &= f^{(2)}(\mathbf{h}; \mathbf{w}, b) \end{aligned} \quad y = f(\mathbf{x}; \mathbf{W}, \mathbf{c}, \mathbf{w}, b) = f^{(2)}\left(f^{(1)}(\mathbf{x})\right)$$

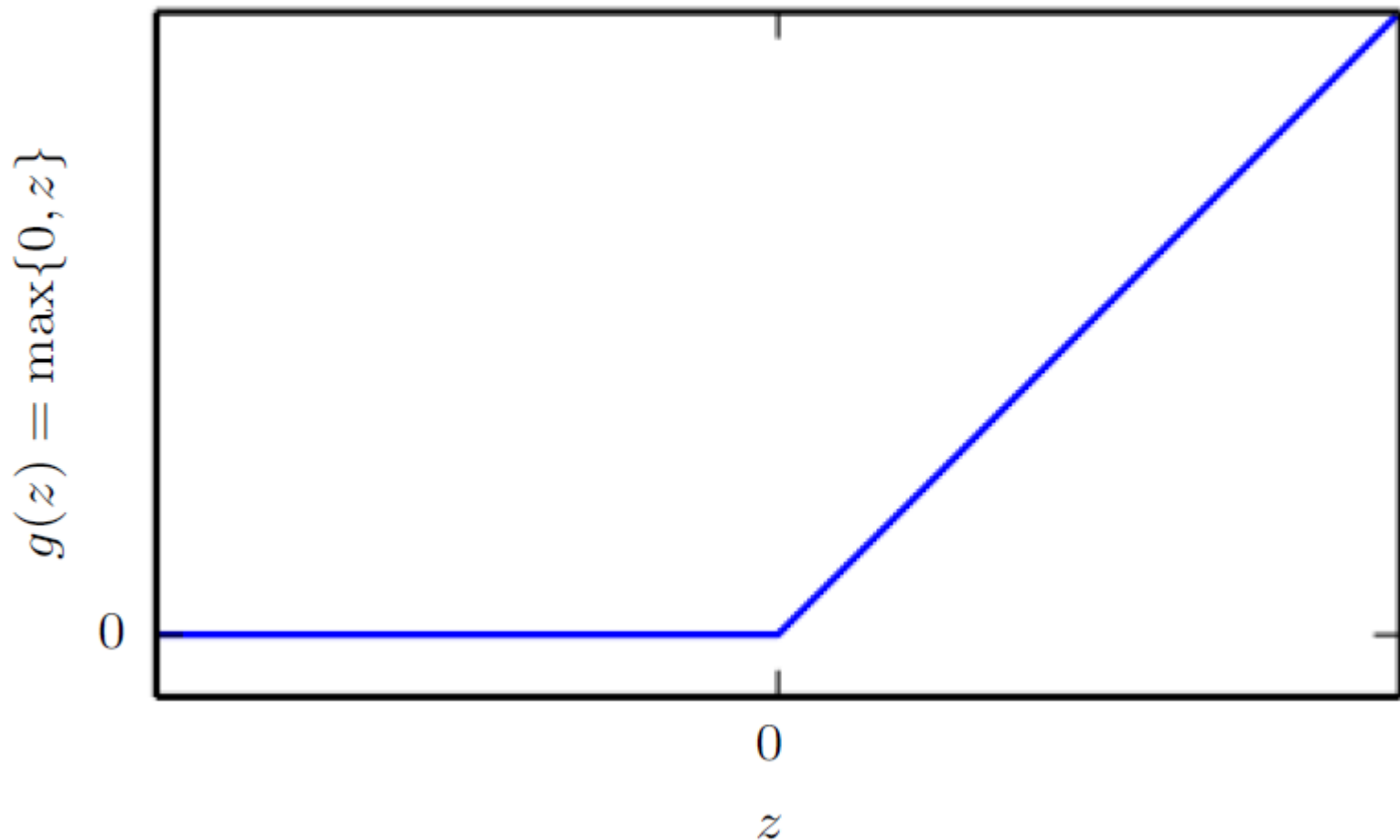


# FNN for Learning XOR

- Design issue: What function should  $f^{(1)}$  compute?
  - Linear models?
    - if  $f^{(1)}$  were linear, then the feedforward network as a whole would remain a linear function of its input
    - $f^{(1)}(\mathbf{x}) = \mathbf{W}^T \mathbf{x}, f^{(2)}(\mathbf{h}) = \mathbf{h}^T \mathbf{w}$
    - $f(\mathbf{x}) = \mathbf{w}^T \mathbf{W}^T \mathbf{x}$  
  - Instead, we must use a nonlinear function
    - Usually, take affine transformation → nonlinear function called an activation function
    - $\mathbf{h} = g(\mathbf{W}^T \mathbf{x} + \mathbf{c})$ 
      - Activation function  $g$ : a function that is applied element-wise
    - The default recommendation: **ReLU (rectified linear unit)**
      - $g(z) = \max\{0, z\}$

# FNN for Learning XOR

The Rectified Linear Activation Function



# FNN for Learning XOR

- The final complete FNN

$$f(x; \mathbf{W}, \mathbf{c}, \mathbf{w}, b) = \mathbf{w}^\top \max\{0, \mathbf{W}^\top \mathbf{x} + \mathbf{c}\} + b$$

- Minimize  $J(\boldsymbol{\theta})$  to give the solution

$$\mathbf{W} = \begin{bmatrix} 1 & 1 \\ 1 & 1 \end{bmatrix} \quad \mathbf{w} = \begin{bmatrix} 1 \\ -2 \end{bmatrix}$$
$$\mathbf{c} = \begin{bmatrix} 0 \\ -1 \end{bmatrix}$$

# FNN for Learning XOR

- Test on the design matrix

$$W = \begin{bmatrix} 1 & 1 \\ 1 & 1 \end{bmatrix}$$

$$c = \begin{bmatrix} 0 \\ -1 \end{bmatrix}$$

$$w = \begin{bmatrix} 1 \\ -2 \end{bmatrix}$$

Adding bias  $c$

$$X = \begin{bmatrix} 0 & 0 \\ 0 & 1 \\ 1 & 0 \\ 1 & 1 \end{bmatrix} \rightarrow XW = \begin{bmatrix} 0 & 0 \\ 1 & 1 \\ 1 & 1 \\ 2 & 2 \end{bmatrix} \rightarrow \begin{bmatrix} 0 & -1 \\ 1 & 0 \\ 1 & 0 \\ 2 & 1 \end{bmatrix}$$

Multiplying weight  
vector  $w$



Applying the rectified  
linear transformation

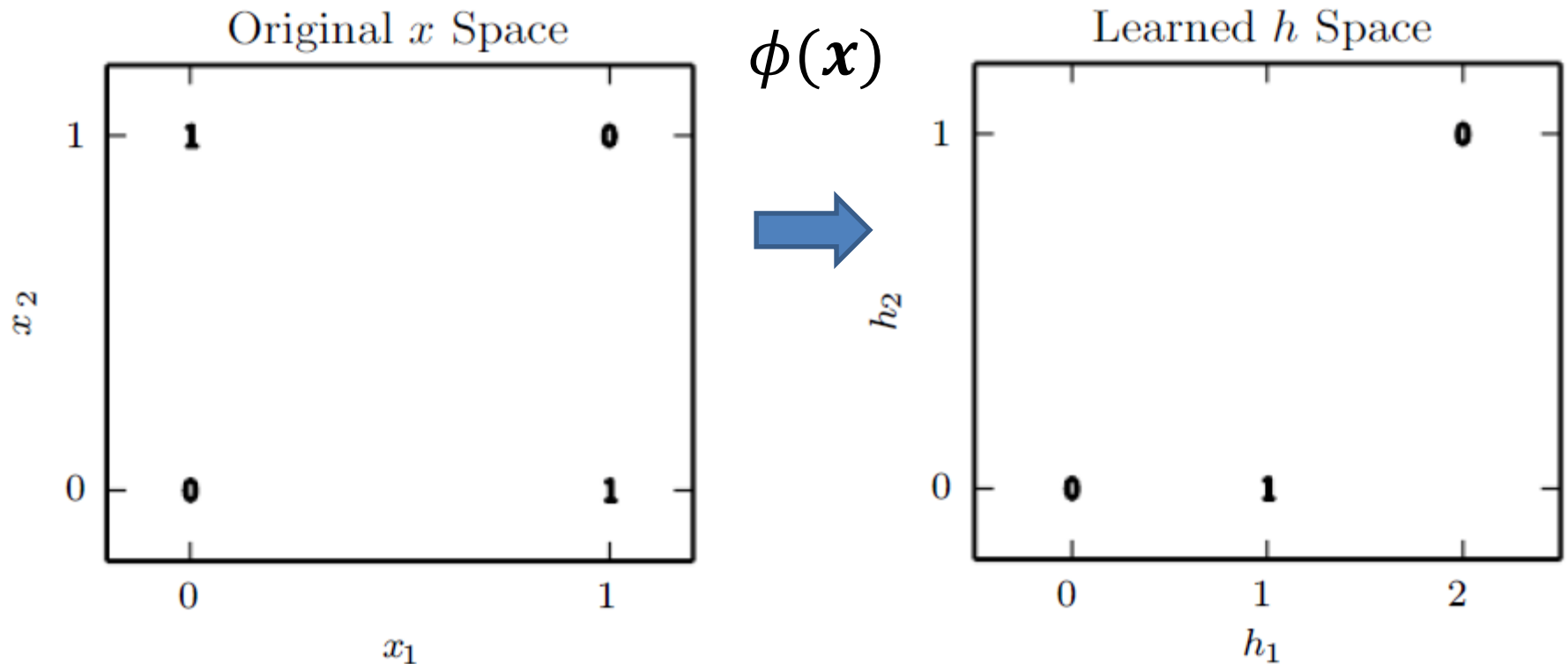
$$\begin{bmatrix} 0 \\ 1 \\ 1 \\ 0 \end{bmatrix}$$



$$\begin{bmatrix} 0 & 0 \\ 1 & 0 \\ 1 & 0 \\ 2 & 1 \end{bmatrix}$$

# FNN for Learning XOR

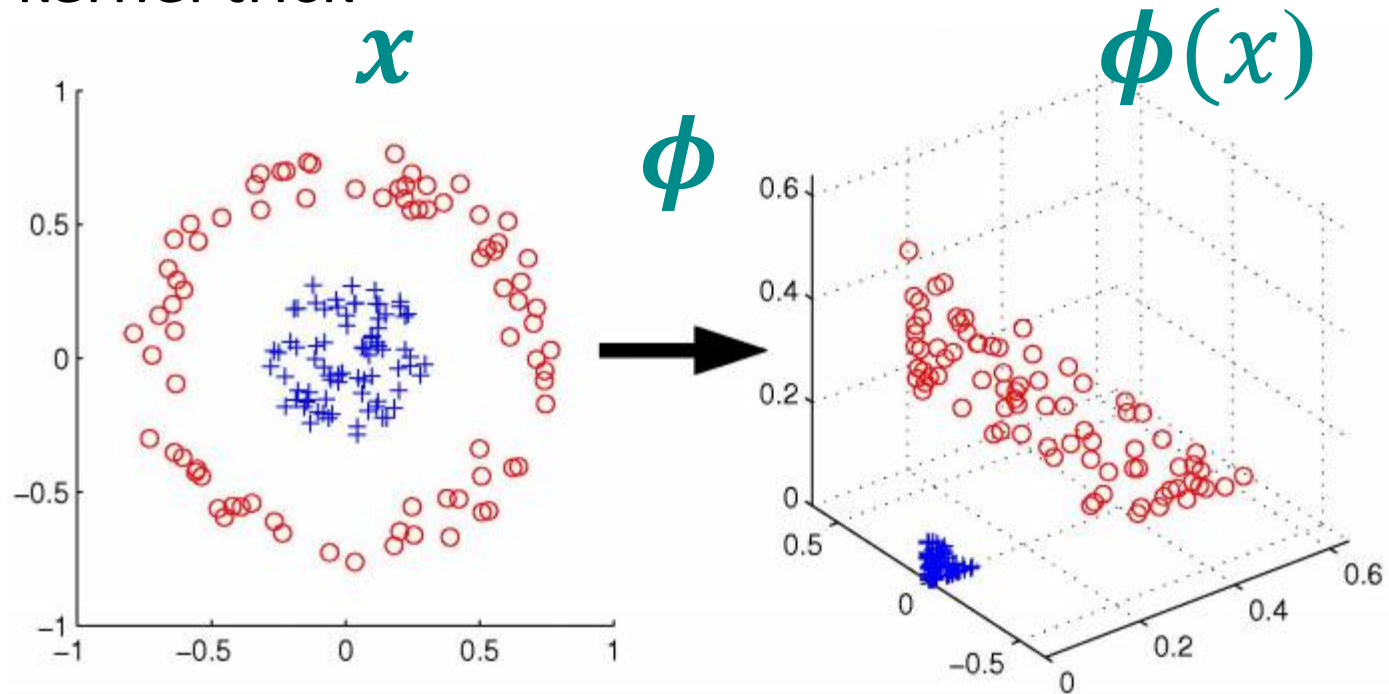
- Representation learning



In the transformed space, a linear model can now solve the problem.

# SVM: Kernel trick for $\phi$

- Kernel trick: Transforming the data can make it linearly separable
  - The transformation is **implicitly** performed by kernel trick

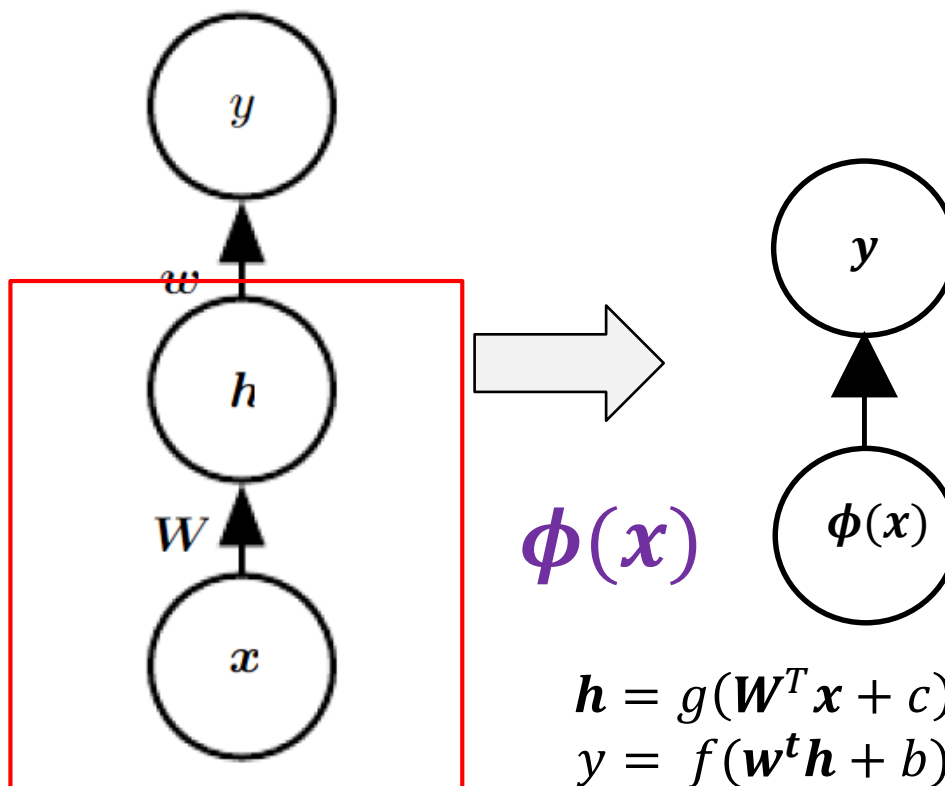


$$K_{ij} = K(x_i, x_j) = \langle \phi(x_i), \phi(x_j) \rangle$$

# FNN: Representation learning for $\phi$

- Unlike SVM,  $\phi(x)$  is **explicitly trained** using FNN
- In **the last hidden layer**, classes that were not linearly separable in the input features **can become linearly separable**

$$y = f(\mathbf{w}^T \phi(x) + b)$$



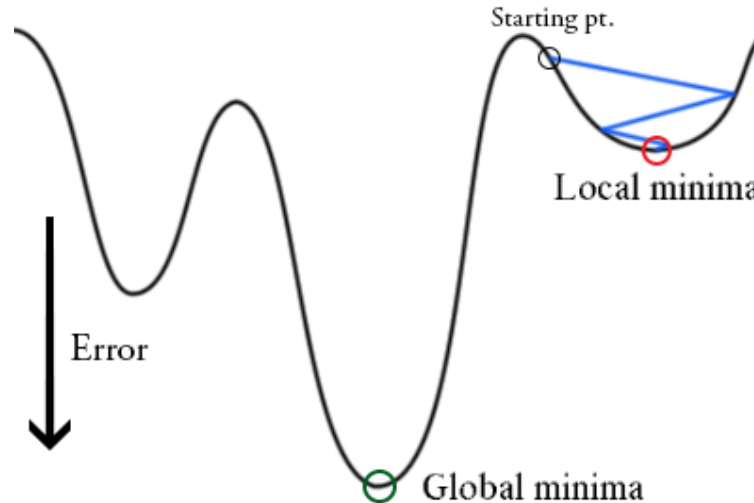


# Gradient-Based Learning

- Linear models → Convex optimization
  - global convergence for logistic regression or SVMs.
- The nonlinearity of a neural network
  - non-convex optimization
- Rather than finding global minimum, we should use **iterative, gradient-based optimizers**
  - Merely drive the cost function to a very low value
- Convex optimization converges starting from any initial parameters
- But, stochastic gradient descent applied to non-convex loss function: no such convergence guarantee
  - the resulting solution is sensitive to the values of the initial parameters.

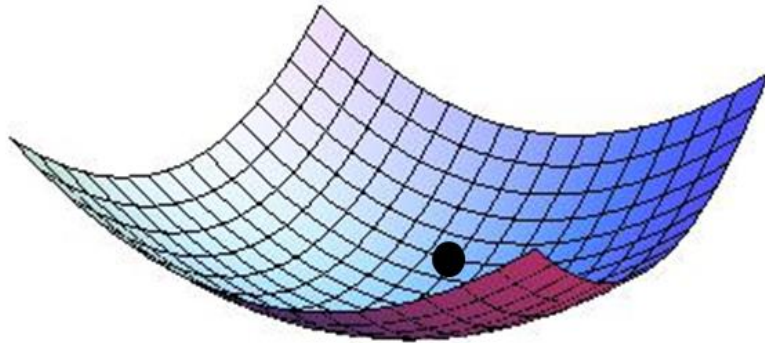
# Local Minima

- Non-convexity → many local minima
- Any **deep model** can have an **extremely large number of local minima**

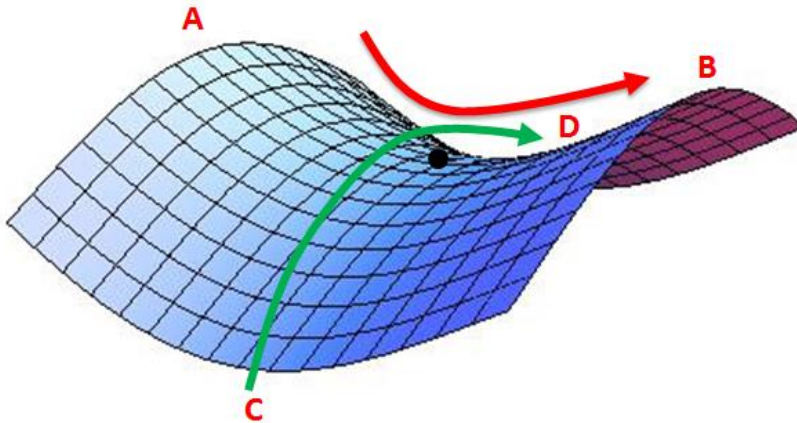


- Some local minima are not a problematic
  - **Model identifiability problem** results in many local minima
    - E.g.) Many equivalent models can be simply obtained by exchanging latent variables. It means that models are often not identifiable → also known as **weight space symmetry**
- Local minima can be problematic if they have higher cost than global minimum: Good initialization method is necessary

# Saddle points



**Minima-** Black dot placed on the PES shows a minimum energy point. Note how a PES resembles a well around the minimum point.



**Saddle Point-** Black dot placed on the PES shows a minima along path A-B and a maxima along path C-D. It represents a transition state along path C-D which, in this case, is the reaction coordinate.

At a saddle point, the Hessian matrix has both positive and negative eigenvalues  
Some points around a saddle point have greater cost than the saddle point, others have a lower cost

# Cost Function for Learning Conditional Distribution

- Conditional distribution: our parametric model defines a distribution  $p(\mathbf{y}|\mathbf{x}; \boldsymbol{\theta})$
- We use the principle of maximum likelihood
- Cost function: the cross-entropy between the training data and the model distribution
  - The negative log-likelihood

$$J(\boldsymbol{\theta}) = -\mathbb{E}_{\mathbf{x}, \mathbf{y} \sim \hat{p}_{\text{data}}} \log p_{\text{model}}(\mathbf{y} | \mathbf{x})$$

- If the model distribution is assumed to be normal, then ML is equivalent to MSE

$$J(\theta) = \frac{1}{2} \mathbb{E}_{\mathbf{x}, \mathbf{y} \sim \hat{p}_{\text{data}}} \|\mathbf{y} - f(\mathbf{x}; \boldsymbol{\theta})\|^2 + \text{const}$$
$$p_{\text{model}}(\mathbf{y} | \mathbf{x}) = \mathcal{N}(\mathbf{y}; f(\mathbf{x}; \boldsymbol{\theta}), \mathbf{I})$$

# Cost Function for Learning Conditional Statistics

- We often want to learn just one conditional statistic of  $\mathbf{y}$  given  $\mathbf{x}$ 
  - E.g.)  $f(\mathbf{x}; \boldsymbol{\theta})$  to predict the mean of  $\mathbf{y}$
- Cost function: *functional*
  - the neural network can represent any function  $f$  from a wide class of functions  $\rightarrow$  functional optimization problem
- ***Calculus of variations***: a mathematical tool for solving a functional optimization problem

# Cost Function for Learning Conditional Statistics

- Apply calculus of variations

$$f^* = \arg \min_f \mathbb{E}_{\mathbf{x}, \mathbf{y} \sim p_{\text{data}}} \|\mathbf{y} - f(\mathbf{x})\|^2$$




$$f^*(\mathbf{x}) = \mathbb{E}_{\mathbf{y} \sim p_{\text{data}}(\mathbf{y}|\mathbf{x})}[\mathbf{y}]$$

- The mean squared error gives a function that predicts the mean of  $\mathbf{y}$  for each value of  $\mathbf{x}$ ,
  - if we could train on infinitely many samples from the true data-generating distribution,

# Cost Function for Learning Conditional Statistics

$$f^* = \arg \min_f \mathbb{E}_{\mathbf{x}, \mathbf{y} \sim p_{\text{data}}} \|\mathbf{y} - f(\mathbf{x})\|_1$$

The second result from calculus of variations



- *Mean absolute error* yields a function that predicts the median value of  $\mathbf{y}$  for each  $\mathbf{x}$
- MSE and MAE: often lead to poor results when used with gradient-based optimization.
  - Some output units that saturate produce *very small gradients* when combined with these cost functions.
- Thus, the cross-entropy cost function is more popular than MSE or MAE, even for learning conditional statistics

# Output Units

- The role of output units is to provide some additional transformation from the learned features  $\mathbf{h} = f(\mathbf{x}; \boldsymbol{\theta}) = \phi(\mathbf{x})$  to **complete the task** that the network must perform
  - Any kind of output units can also be used as a hidden unit.
- 1) Linear units
- 2) Sigmoid units
- 3) Softmax units



# Linear Units for Gaussian Output Distributions

- An affine transformation with no nonlinearity
- $\hat{\mathbf{y}} = \mathbf{W}^T \mathbf{h} + \mathbf{b}$
- Linear output layers: often used to produce the mean of a conditional Gaussian distribution:  
 $p(\mathbf{y}|\mathbf{x}) = N(\mathbf{y}; \hat{\mathbf{y}}, I)$
- Maximizing the log-likelihood = minimizing MSE
- **No saturation**: Pose little difficulty for gradient based optimization algorithms
- But, it is difficult to satisfy some constraints with a linear output layer
  - E.g.) the covariance must be constrained to be a positive definite matrix for all inputs

# Sigmoid Units for Bernoulli Output Distributions

- Task: Predicting the value of a binary variable  $y$ , i.e.,  $P(y = 1 | \mathbf{x})$
- 1) Threshold unit?

$$P(y = 1 | \mathbf{x}) = \max \left\{ 0, \min \left\{ 1, \mathbf{w}^\top \mathbf{h} + b \right\} \right\}$$

- Problem: When  $\mathbf{w}^\top \mathbf{h} + b$  strayed outside the unit interval, the gradient would be **0** ➔ No further training
- 2) Sigmoid output unit

$$\hat{y} = \sigma \left( \mathbf{w}^\top \mathbf{h} + b \right)$$

# Bernoulli Distribution

- The *Bernoulli* distribution is a distribution over a single binary random variable
  - Controlled by a single parameter  $\phi \in [0, 1]$

$$P(x = 1) = \phi$$

$$P(x = 0) = 1 - \phi$$

$$P(x = x) = \phi^x (1 - \phi)^{1-x}$$

$$\mathbb{E}_x[x] = \phi$$

$$\text{Var}_x(x) = \phi(1 - \phi)$$

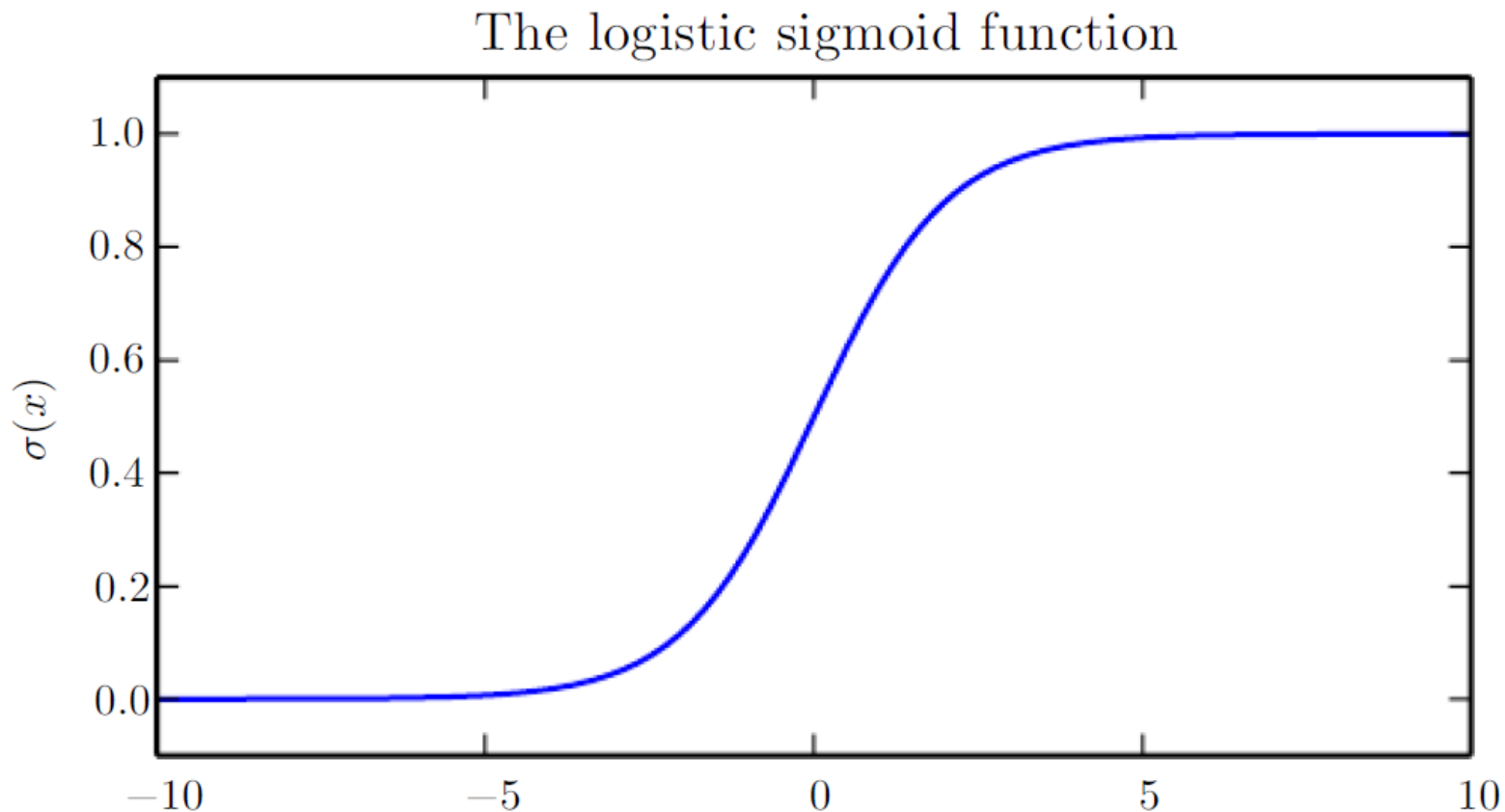
# Multinoulli Distribution

- The *multinoulli* or *categorical* distribution is a distribution over a single discrete variable with  $k$  different states, where  $k$  is finite
- Parametrized by a vector  $\mathbf{p} \in [0, 1]^{k-1}$ 
  - $p_i$ : the probability of the  $i$ -th state.
- Multinoulli vs. Multinomial
  - The multinoulli distribution is a special case of the *multinomial* distribution ( $n = 1$  case)
  - multinomial distribution is the distribution over vectors in  $\{0, \dots, n\}^k$  representing how many times each of the  $k$  categories is visited when  $n$  samples are drawn from a multinoulli distribution.

# Background (ch3) Logistic sigmoid function

$$\sigma(x) = \frac{1}{1 + \exp(-x)}$$

- commonly used to produce the  $\phi$  parameter of a Bernoulli distribution because its range is (0, 1),

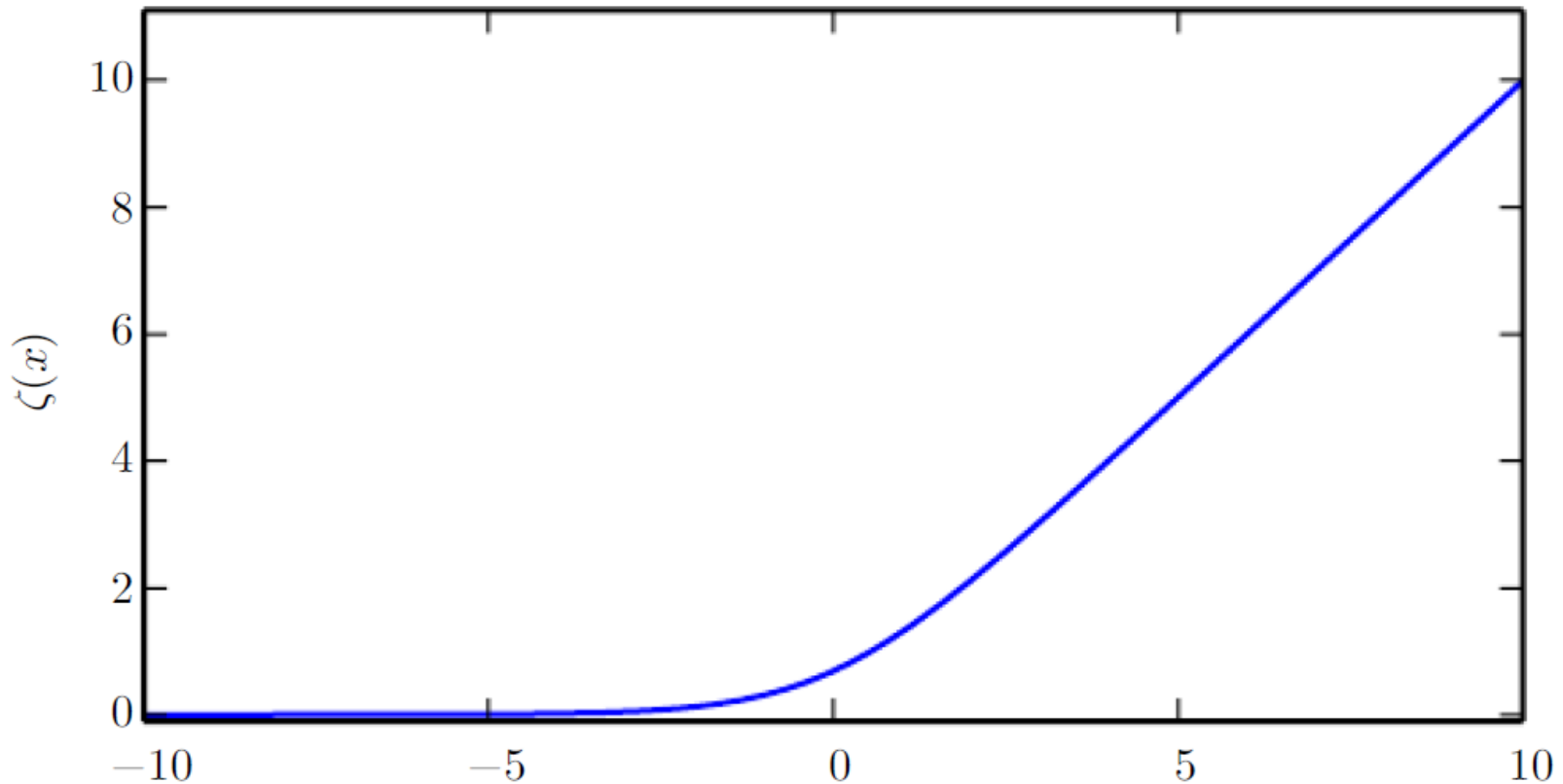


# Softplus function

$$\zeta(x) = \log(1 + \exp(x))$$

- a smoothed or “softened” version of  $x^+ = \max(0, x)$

The softplus function



$$\sigma(x) = \frac{\exp(x)}{\exp(x) + \exp(0)} \qquad 1 - \sigma(x) = \sigma(-x)$$
$$\log \sigma(x) = -\zeta(-x)$$

$$\frac{d}{dx} \sigma(x) = \sigma(x)(1 - \sigma(x)) \qquad \frac{d}{dx} \zeta(x) = \sigma(x)$$

$$\forall x \in (0, 1), \; \sigma^{-1}(x) = \log \left( \frac{x}{1 - x} \right)$$

$$\forall x > 0, \; \zeta^{-1}(x) = \log (\exp(x) - 1)$$

$$\zeta(x) = \int_{-\infty}^x \sigma(y) dy$$

$$\zeta(x) - \zeta(-x) = x$$

- $\zeta(x) = \log(1 + \exp(x))$
- $\frac{d}{dx} \zeta(x) = \sigma(x)$
- $\zeta(x) - \zeta(-x) = x$

for computing log-likelihood function

- $\log \sigma(x) = x - \zeta(x)$
- $\frac{d}{dx} \log \sigma(x) = 1 - \sigma(x)$

For a positive example

- $\log \sigma(-x) = -x - \zeta(-x)$
- $\frac{d}{dx} \log \sigma(-x) = 1 - \sigma(-x)$

For a negative example



# Sigmoid Units

- Sigmoid output unit
  - Affine transformation:  $z = \mathbf{w}^T \mathbf{h} + b$
  - sigmoid activation function:  $\sigma(z)$ 
    - convert  $z$  to a probability
- Sigmoid from unnormalized probability distribution

$$\log \tilde{P}(y) = yz$$

$$\tilde{P}(y) = \exp(yz)$$

$$P(y) = \frac{\exp(yz)}{\sum_{y'=0}^1 \exp(y'z)}$$

$$P(y) = \sigma((2y - 1)z)$$

$$P(y = 1) = \sigma(z)$$

$$P(y = 0) = 1 - \sigma(z) = \sigma(-z)$$

equivalent

# Sigmoid Output Units: Cost Function

- The loss function for ML learning of a Bernoulli parametrized by a sigmoid

$$\begin{aligned} J(\boldsymbol{\theta}) &= -\log P(y \mid \boldsymbol{x}) \\ &= -\log \sigma((2y - 1)z) \\ &= \zeta((1 - 2y)z) \end{aligned}$$

- Advantage: gradient-based learning can quickly correct a mistaken  $z$ 
  - When  $z$  has the wrong sign,  $(1 - 2y)z$  may be simplified to  $|z|$
  - Saturation thus occurs only when the model already has the right answer
    - Saturates only when  $(1 - 2y)z$  is very negative

# Sigmoid Output Units: Cost Function

- In the MSE framework, the loss can saturate anytime  $\sigma(z)$  saturates
  - The sigmoid activation function saturates to 0 when  $z$  becomes very negative and saturates to 1 when  $z$  becomes very positive



Maximum likelihood is almost always the preferred approach to training sigmoid output units

# Softmax Units for Multinoulli Output Distributions

- To generalize to multinoulli case, we need to produce a vector  $\hat{\mathbf{y}}$ , with  $y_i = P(y = i|\mathbf{x})$ 
  - Softmax output unit: Affine transformation  $\rightarrow$  softmax normalization function
- 1) Affine transformation: A linear layer predicts unnormalized log probabilities
  - $\mathbf{z} = \mathbf{W}^T \mathbf{h} + \mathbf{b}$
  - $z_i = \log \tilde{P}(y = i|\mathbf{x})$
- 2) Softmax function

$$\text{softmax}(\mathbf{z})_i = \frac{\exp(z_i)}{\sum_j \exp(z_j)}$$

# Softmax Units

- Softmax
  - Responds to the difference between its inputs
  - Saturate when the differences between input values become extreme
    - C.f.) sigmoid: saturates when its input is extremely negative or extremely positive

$$\text{softmax}(\mathbf{z}) = \text{softmax}(\mathbf{z} + c)$$

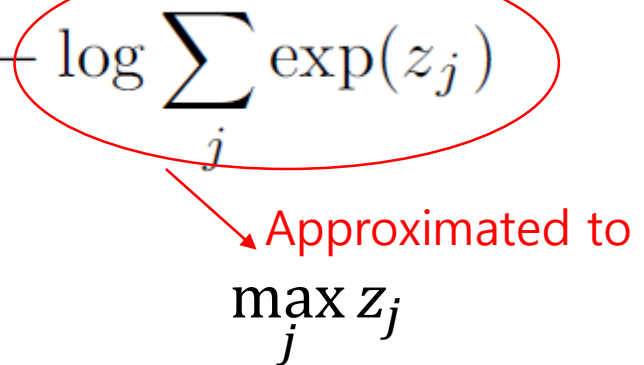
$$\text{softmax}(\mathbf{z}) = \text{softmax}(\mathbf{z} - \max_i z_i)$$

# Softmax Units for Cost Function

- The log in the log-likelihood

$$\log \text{softmax}(\mathbf{z})_i = z_i - \log \sum_j \exp(z_j)$$

Approximated to  $\max_j z_j$




- The negative log-likelihood cost function always strongly penalizes the most active incorrect prediction
- In the correct answer case, logsoftmax saturates

# Softmax Units for Cost Function

- Many objective functions other than the log-likelihood such as MSE
  - Do not work as well with the softmax function
- Objective functions that do not use a log to undo the exp of the softmax
  - Fail to learn when the argument to the exp becomes very negative, causing the gradient to vanish.

# Output Units for Parametric Distribution


- Not directly predict the value  $y$
- Design FNN to output parameters such that  $f(x; \theta) = \omega$ 
  - $\omega$ : the parameters for a distribution over  $y$ .
  - Loss function:  $-\log p(y; \omega(x))$
- **Mixture density networks**
  - Neural networks with Gaussian mixtures as output

$$p(y | x) = \sum_{i=1}^n p(c = i | x) \mathcal{N}(y; \mu^{(i)}(x), \Sigma^{(i)}(x))$$


Design FNNs such that three parameters are outputs



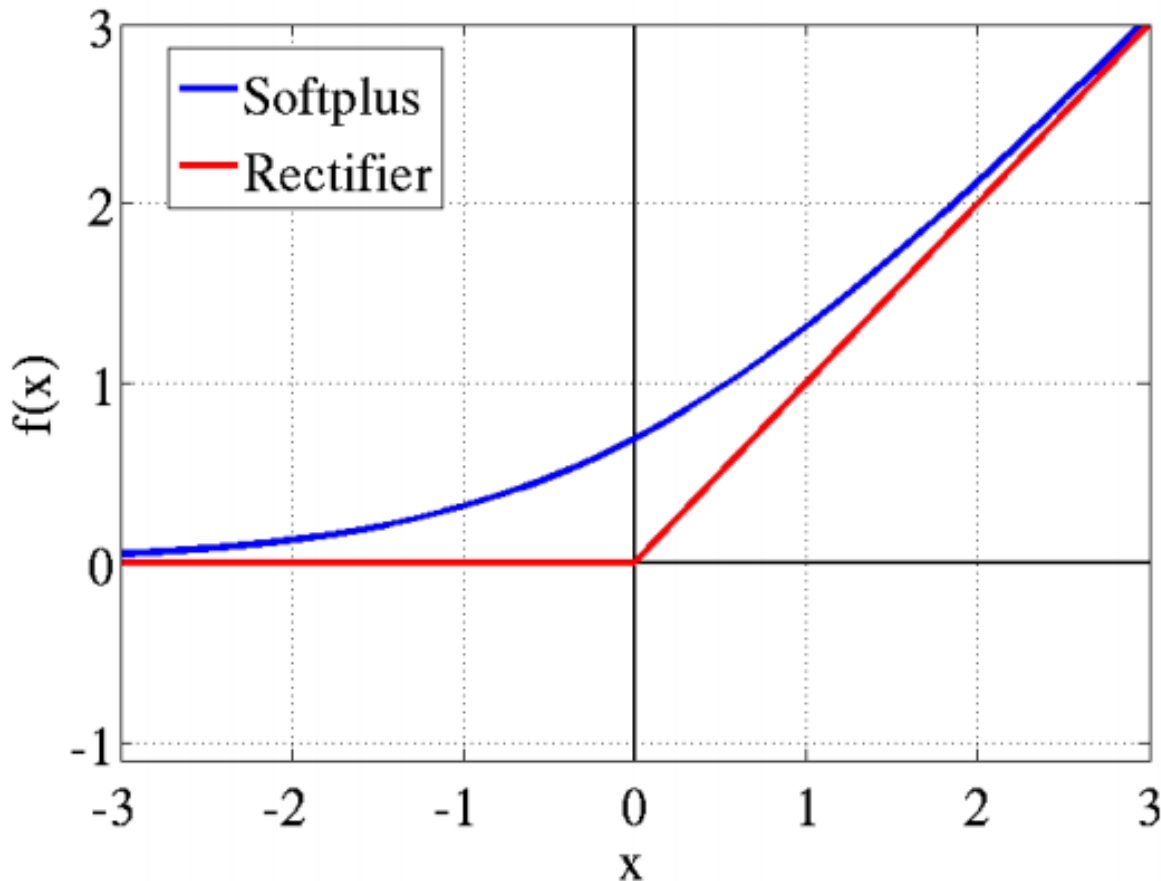
# Mixture density networks



Samples drawn from a neural network with a mixture density output layer. The input  $x$  is sampled from a uniform distribution and the output  $y$  is sampled from  $p_{model}(y | x)$ . The neural network is able to learn nonlinear mappings from the input to the parameters of the output distribution.

# Rectifier Linear Units

- Used as a default unit in the hidden layers for deep neural networks



ReLU is linear for  $x \geq 0$

# ReLU: Motivation

- Similar to linear units
- So, easy to optimize
- The derivatives are 1 whenever the unit is active
- The second derivative is 0 almost everywhere
  - The gradient direction is far more useful for learning than those of activation functions that introduce second-order effects

# Hidden Units: ReLUs

- **Rectified Linear Units**

- $h = g(W^T x + b)$

- Drawback: cannot learn when their activation is zero

- **Generalized ReLU**

- $h_i = g(\mathbf{z}, \alpha)_i = \max(0, z_i) + \alpha_i \min(0, z_i)$

- ***Absolute value rectification*** (Jarrett *et al.*, 2009)

- Fix  $\alpha_i = -1$

- **Leaky ReLU** (Maas *et al.* '13)

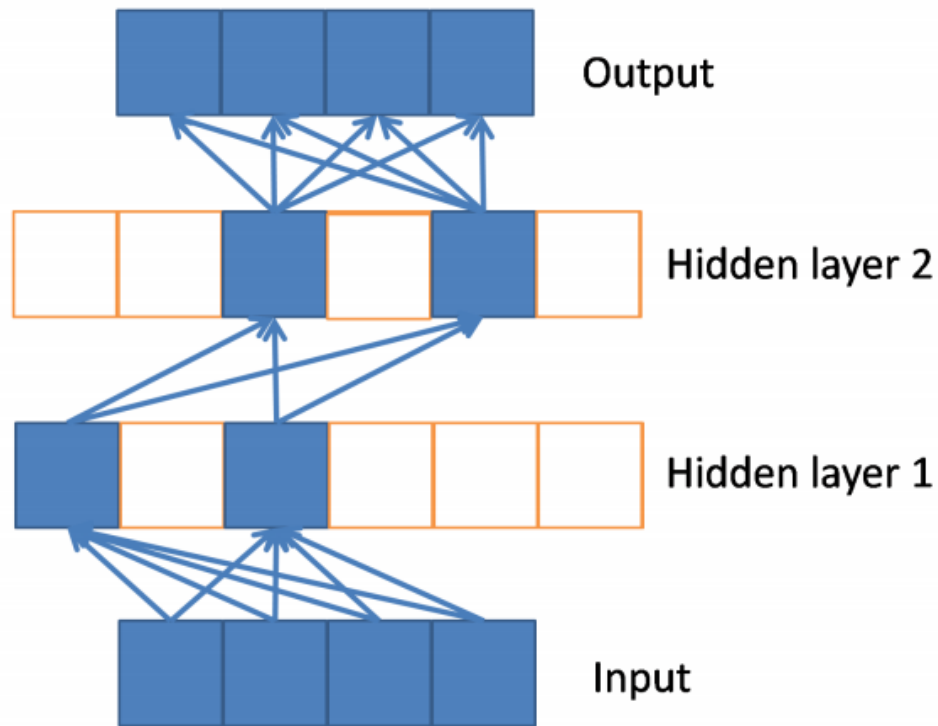
- Fix  $\alpha_i$  to a small value like 0.01

- **Parametric ReLU** (He *et al.*, 2015)

- $\alpha_i$  as learnable parameters

# Rectifier units lead to sparse networks [Glorot '10]

- Sparse propagation of activations and gradients in a network of rectifier units



Sparsity: Closer to biological neurons' responses

# Maxout Unit

- *Maxout units* (Goodfellow *et al.*, 2013)
  - Generalized ReLU
  - Divide  $\mathbf{z}$  into groups of  $k$  values and Each maxout unit then outputs the maximum element of one of these groups

$$g(\mathbf{z})_i = \max_{j \in \mathbb{G}^{(i)}} z_j$$

$\mathbb{G}^{(i)}$  is the indices of the inputs for group  $i$ ,  $\{(i-1)k+1, \dots, ik\}$

- provides a way of learning a piecewise linear function that responds to multiple directions in the input  $\mathbf{x}$  space
- learn a piecewise linear, convex function with up to  $k$  pieces.
- can be seen as **learning the activation function** itself rather than just the relationship between units.

# Maxout Unit

- Each maxout unit is now parametrized by  $k$  weight vectors instead of just one
  - Each unit is driven by multiple filters,
- Maxout units have some redundancy that helps them to resist a phenomenon called *catastrophic forgetting*
  - *catastrophic forgetting*: Neural networks forget how to perform tasks that they were trained on in the past

# Logistic Sigmoid and Hyperbolic Tangent

- Logistic sigmoid activation function

$$g(z) = \sigma(z)$$

- Hyperbolic tangent activation function

$$g(z) = \tanh(z)$$

$$\tanh(z) = 2\sigma(2z) - 1$$

- Typically performs better than the logistic sigmoid



# Other Hidden Units

- *Radial basis function or RBF* unit

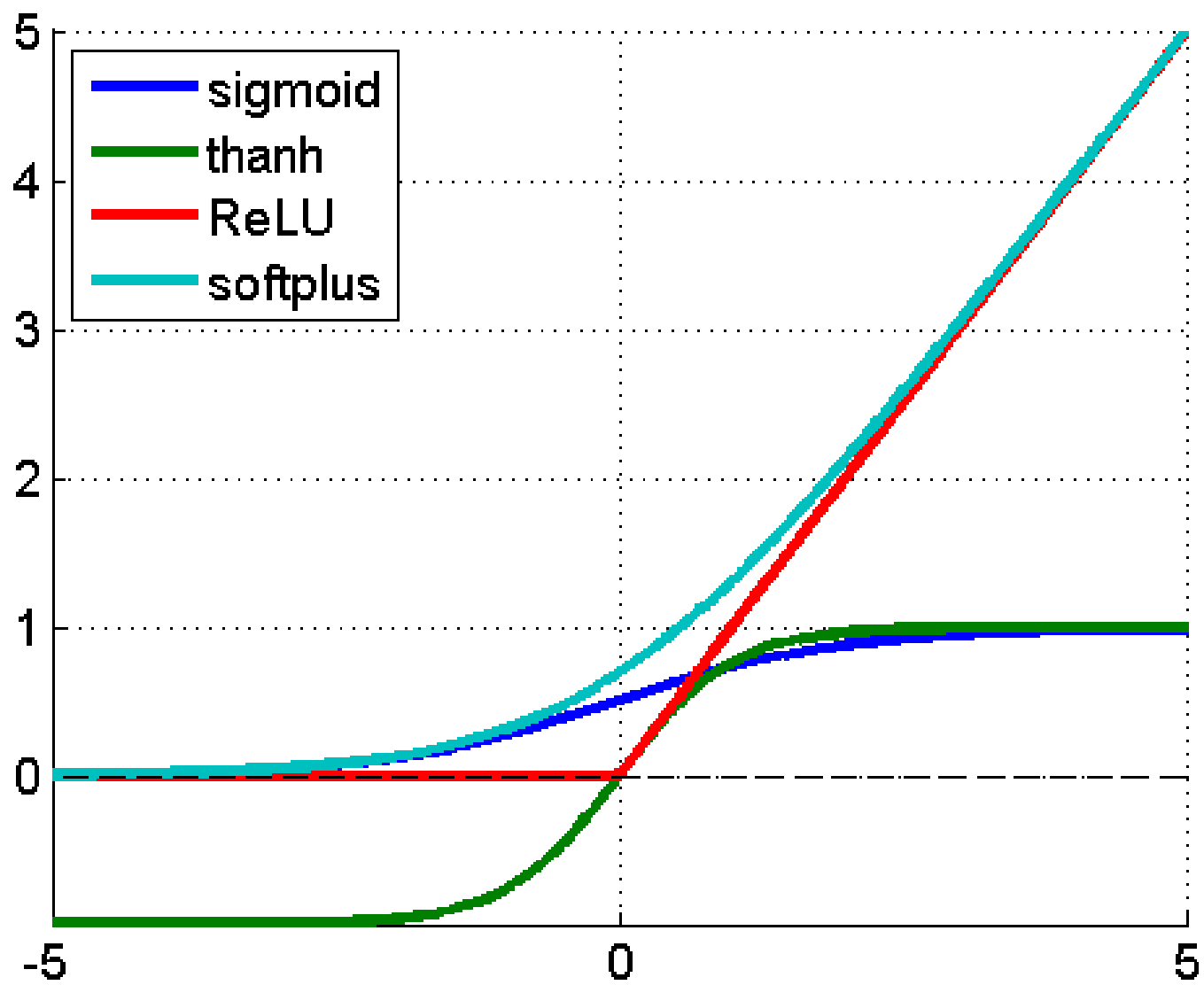
$$h_i = \exp\left(-\frac{1}{\sigma_i^2} \|\mathbf{W}_{:,i} - \mathbf{x}\|^2\right)$$

- *Softplus* (Dugas *et al.* '01)

$$g(a) = \zeta(a) = \log(1 + e^a)$$

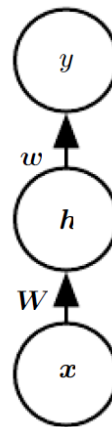
- *Hard* tanh (Collobert '04)

$$g(a) = \max(-1, \min(1, a))$$



# Universal Approximation Theorem [Hornik 89]

- FNN with at least one hidden layer and any **“squashing” activation function** can approximate any **Borel measurable function** (with any desired non-zero amount of error), **provided that the network is given enough hidden units.**



Approximate  
any Borel function

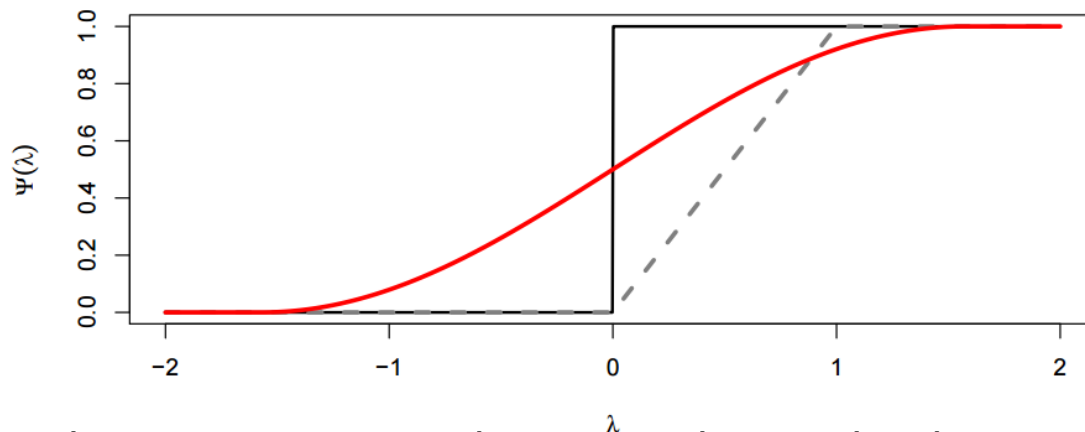
- ➔ FNN can approximate any measurable function arbitrarily well regardless of the activation function to any desired degree of accuracy

# Universal Approximation Theorem

## ❖ Borel measurable function

- ❖ Any continuous function on a closed and bounded subset of  $R^n$  is Borel measurable
- Squashing functions
  - Def: A function  $\psi: R \rightarrow [0,1]$  is a squashing function if it is non-decreasing,  $\lim_{\lambda \rightarrow \infty} \psi(\lambda) = 1$  and  $\lim_{\lambda \rightarrow -\infty} \psi(\lambda) = 0$

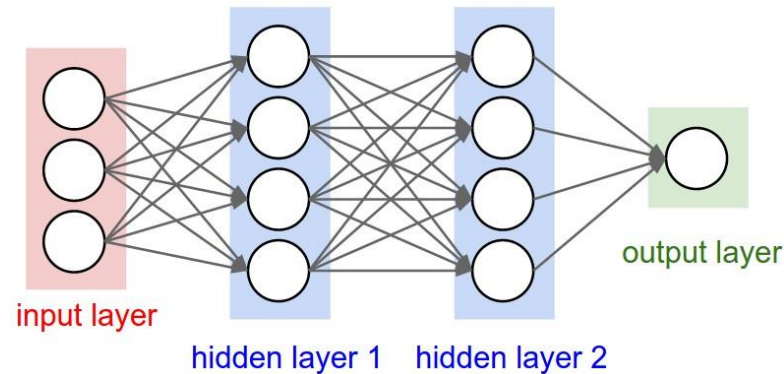
Squashing functions



Universal approximation theorems have also been proven for other types of activation functions, including **ReLU**

# Deep vs. Shallow network

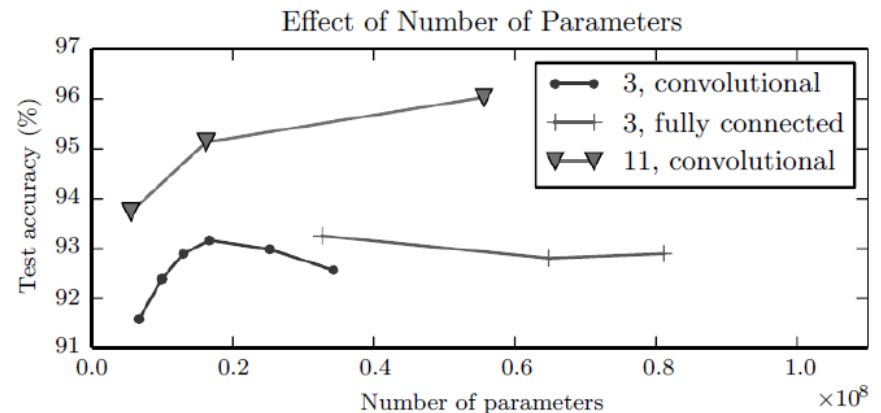
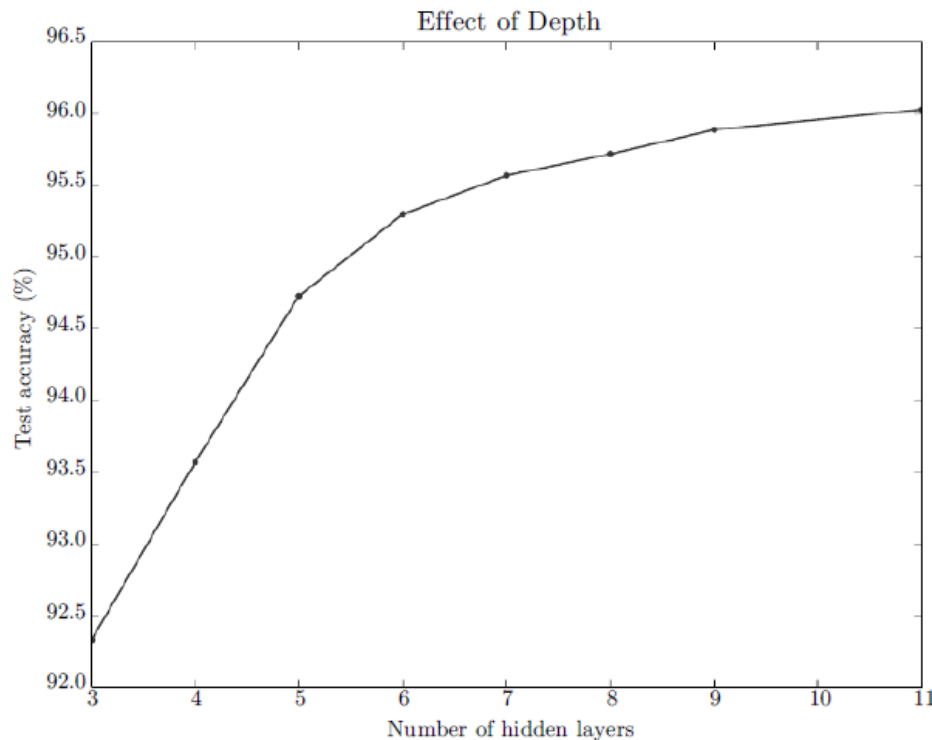
- Some families of functions can be approximated efficiently by **deep models** when depth  $\geq d$
- But, **for shallow models**, it requires a much larger model if the depth  $\leq d$
- In many cases, the number of hidden units required by the shallow model is exponential in  $n$



- Inefficiency of shallow architectures was first proven for simple specialized models, being extended to continuous & differentiable models [Hastad '86, Maass '92]
- For ReLU, similar results haven been discussed [Pascanu and Montufar '14]

# Deep vs. Shallow network

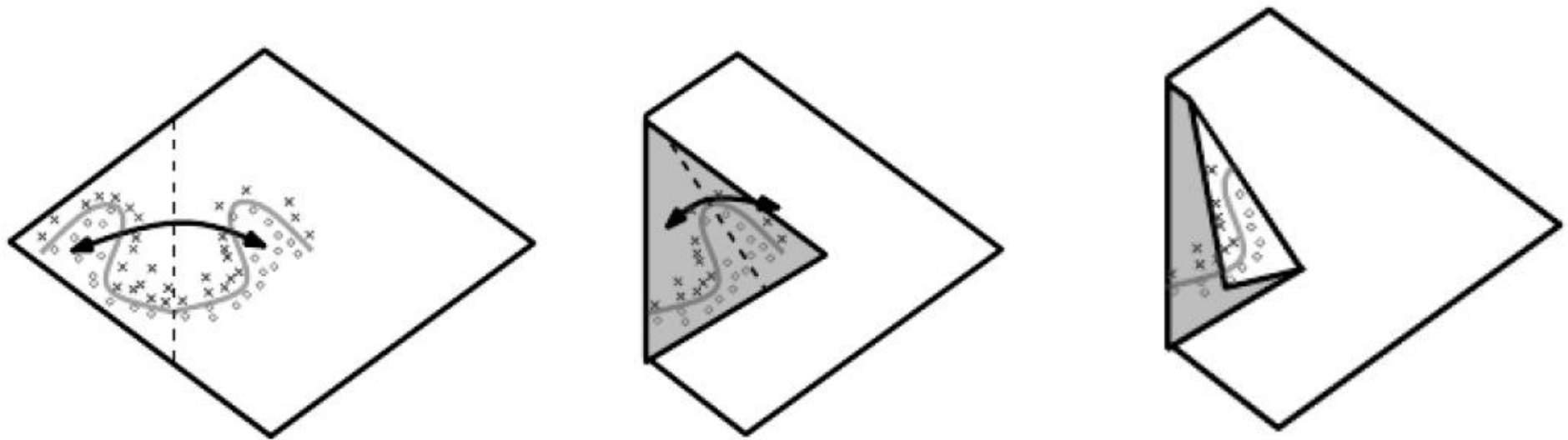
- Empirically, greater depth can often result to better generalization [Goodfellow et al '14]



Deeper networks generalize better when used to transcribe multi-digit numbers from photographs

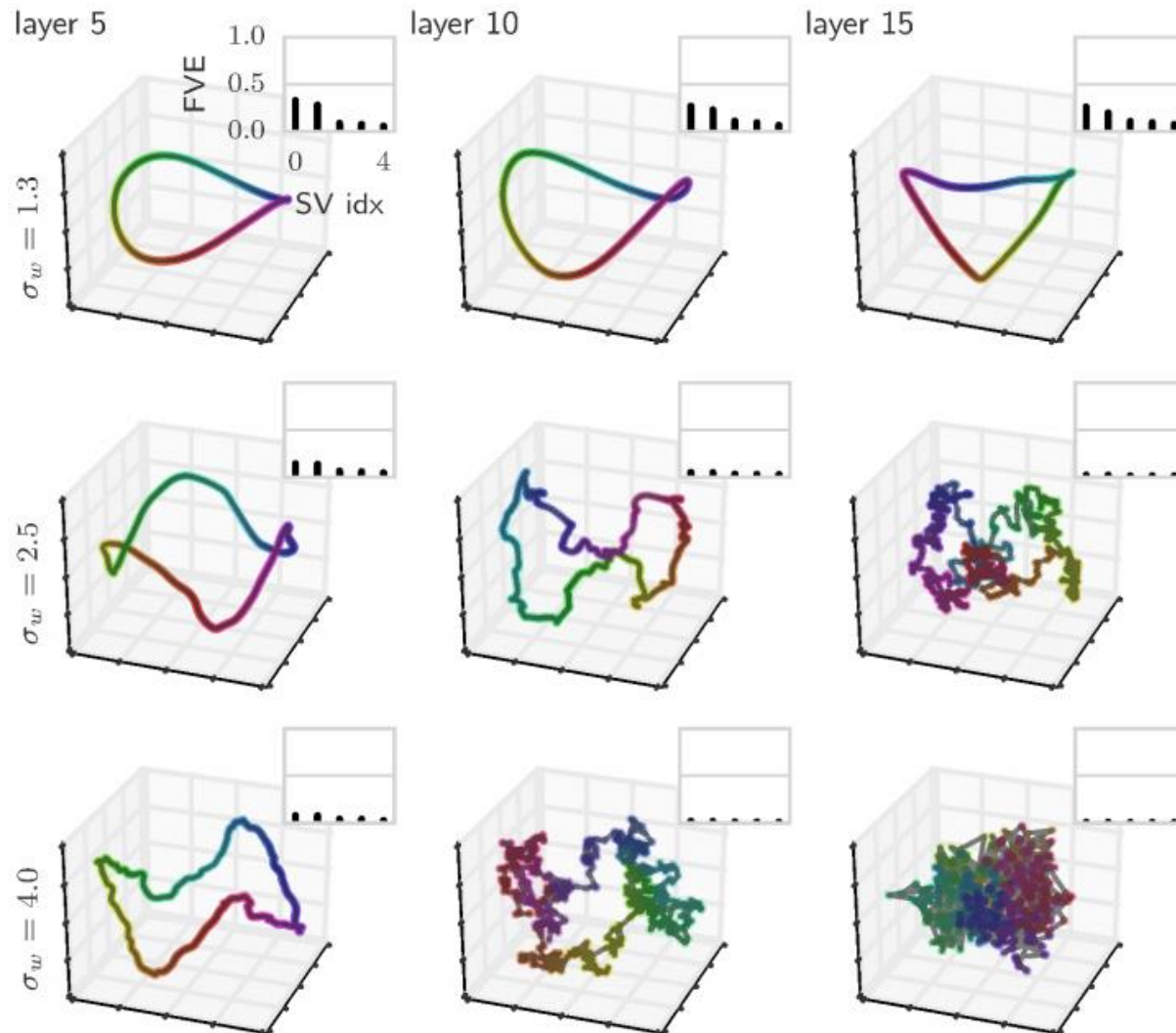
# Exponential Advantage of Deeper Rectifier Networks

- How deep rectifier networks transform input space to be linearly separable



- Each hidden unit: specifies whether to find the input space
- By composing these folding operations, we obtain an exponentially large number of piecewise linear regions which can capture all kinds of regular patterns.

# Exponential expressivity in deep neural networks [Poole 16]



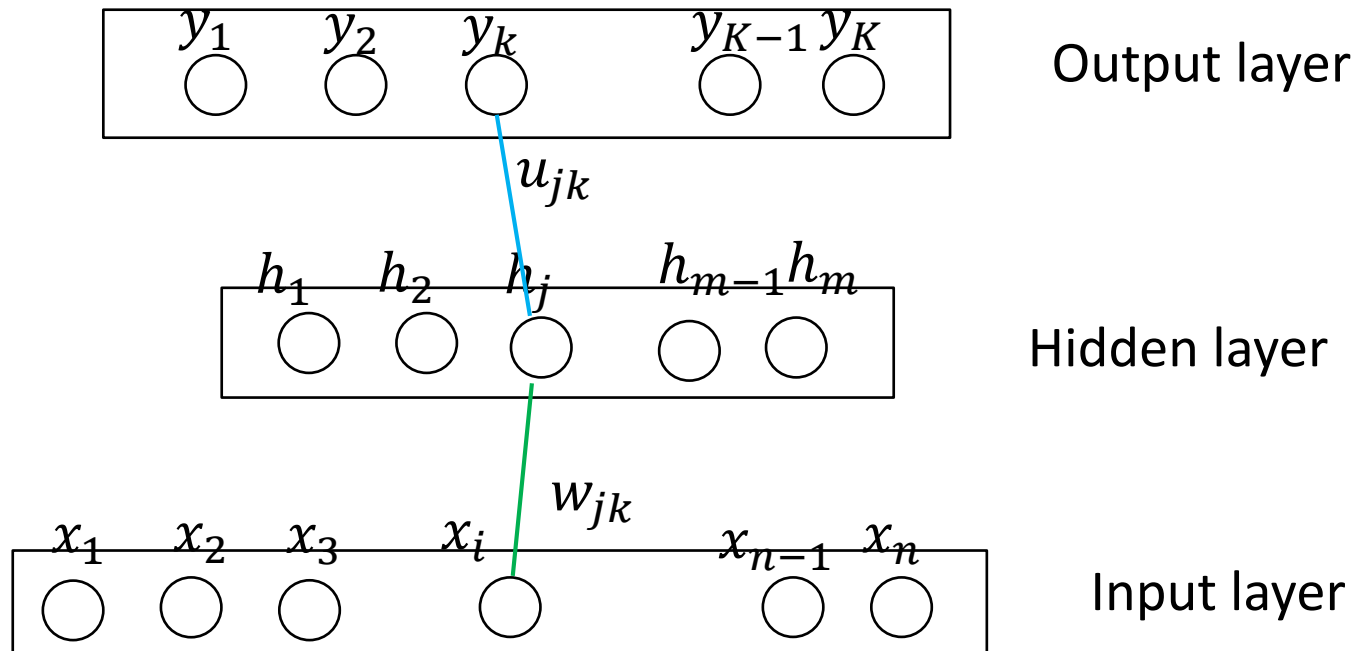
Projection of hidden inputs of simulated networks onto their first three principal components.



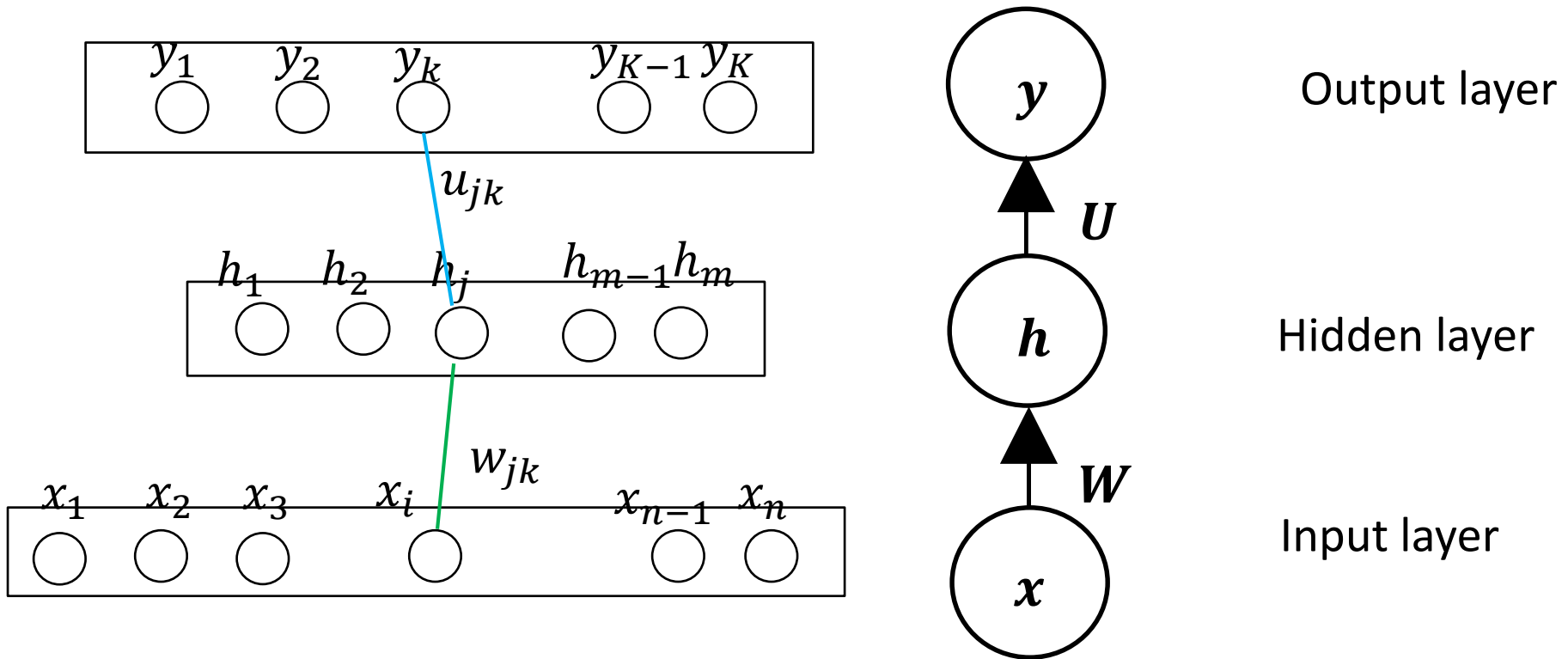
# Backpropagation

# FNN: Notation

- ◆ For simplicity, a network has single hidden layer only
  - $y_k$ : k-th output unit,  $h_j$ : j-th hidden unit,  $x_i$ : i-th input
  - $u_{jk}$ : weight b/w j-th hidden and k-th output
  - $w_{ij}$ : weight b/w i-th input and j-th hidden
    - Bias terms are also contained in weights



# FNN: Matrix Notation



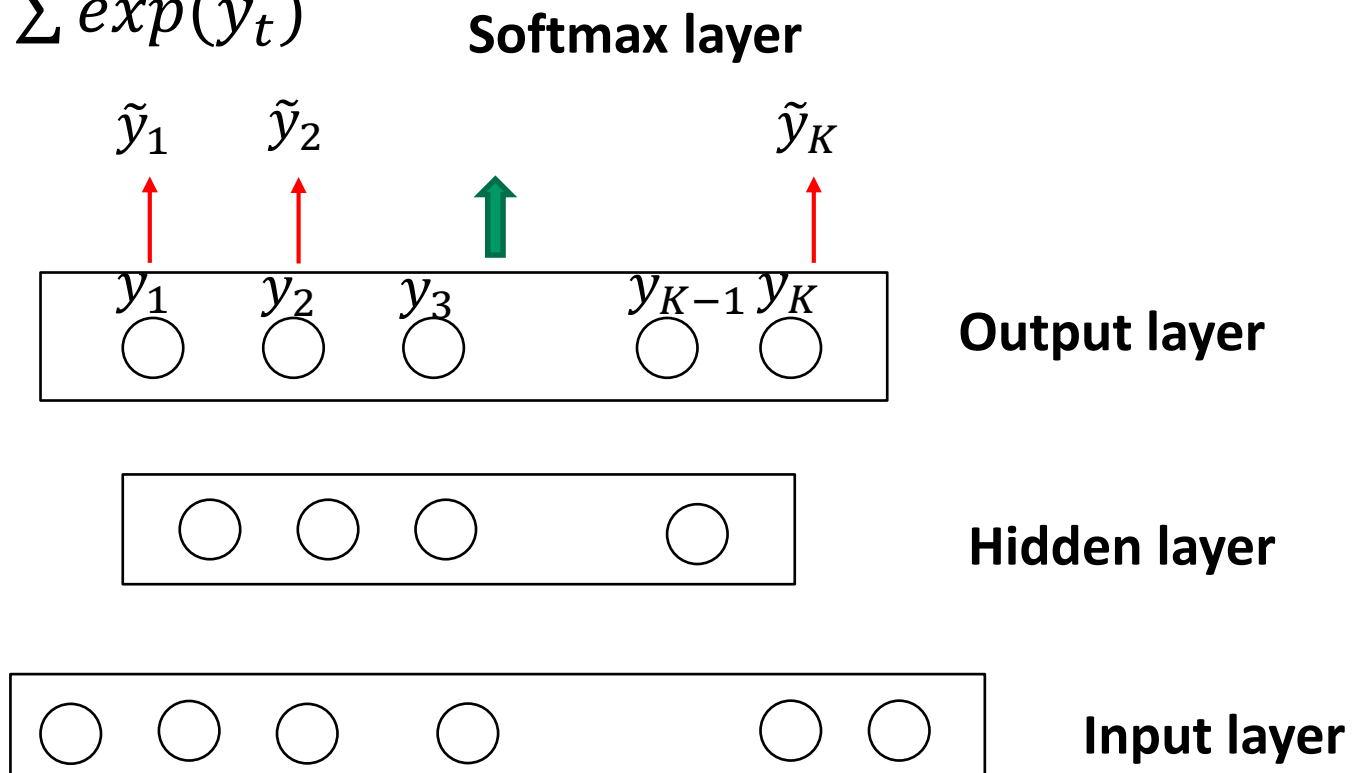
$$y = f(Ug(Wx))$$

for explicit bias terms  $y = f(Ug(Wx + \mathbf{b}) + \mathbf{d})$

# Typical Setting for Classification

- $K$ : the number of labels
- Input layer: Input values (raw features)
- Output layer: **Scores** of labels
- **Softmax layer**: Normalization of output values

$$\tilde{y}_i = \frac{\exp(y_i)}{\sum \exp(y_t)}$$



# Learning as Optimization

- ❖ Training data:  $Tr = (\mathbf{x}_1, g_1), \dots, (\mathbf{x}_N, g_N)$ 
  - ◆  $\mathbf{x}_i$ : i-th input feature vector
  - ◆  $g_i \in \{1, \dots, K\}$ : i-th target label
- ❖ Parameter:  $\boldsymbol{\theta} = \{\mathbf{W}, \mathbf{U}\}$ 
  - ◆ Weight matrices: Input-to-hidden, and hidden-to-output
- ❖ Objective function (= Loss function)
  - ◆ Take Negative Log-likelihood (NLL) as Empirical risk
    - $J(\boldsymbol{\theta}) = L(Tr, \theta) = -\sum_{(\mathbf{x}, g) \in T} \log P(g|\mathbf{x})$
- ❖ Training process
  - ◆ Known as Empirical risk minimization
  - ◆  $\theta^* = \operatorname{argmin}_{\theta} J(\boldsymbol{\theta})$

# Optimization by Gradient Method

- $\boldsymbol{\theta} \leftarrow \boldsymbol{\theta} - \eta \nabla_{\boldsymbol{\theta}} J(\boldsymbol{\theta})$ 
  - $\nabla_{\boldsymbol{\theta}} J(\boldsymbol{\theta}) = \sum_{(x,g) \in T} \log P(g|\mathbf{x}) = E_{x,g} [\log P(g|\mathbf{x})]$
- Batch algorithm
  - Expectations over the training set are required
  - But, computing expectations exactly is very expensive, as it evaluates on **every example in the entire dataset**
- Minibatch algorithm
  - In practice, we **compute these expectations by randomly sampling a small number of examples from the dataset**, then taking the average over only those examples
  - Using exact gradient using large examples does not significantly reduce the estimation error → Slow convergence
    - the standard error of the mean from n samples:  $\frac{\sigma}{\sqrt{n}}$
    - $\sqrt{n}$ : less than linear returns

# Stochastic Gradient Method

- Stochastic gradient method
  - 1. Randomly a minibatch of  $m$  samples  $\{(\mathbf{x}, g)\}$  from training data
  - 2. Define NLL for  $\{(\mathbf{x}_i, g_i)\}$ 
    - $J(\boldsymbol{\theta}) = \sum_{1 \leq i \leq m} \log P(g_i | \mathbf{x}_i)$
  - for each weight matrix  $\mathbf{W} \in \boldsymbol{\theta}$
  - 3. Compute gradients :  $\frac{\partial J}{\partial \mathbf{W}}$
  - 4. Update weight matrix  $\mathbf{W}$ :  $\mathbf{W} \leftarrow \mathbf{W} - \eta \frac{\partial J}{\partial \mathbf{W}}$
  - Iterate the above procedure until stopping criteria is satisfied

# Stochastic Gradient Method: Learning rate

- A sufficient condition to guarantee convergence of SGD

- $\eta_k$ : Learning rate at k-th update

$$\sum_{k=1}^{\infty} \eta_k = \infty \qquad \sum_{k=1}^{\infty} \eta_k^2 < \infty$$

- Practical setting: Decaying learning rate

- Decay the learning rate linearly until iteration  $T$

- $\eta_k = \left(1 - \frac{k}{T}\right) \eta_0 + \frac{k}{T} \eta_T$

- Adaptive learning rates

- AdaGrad [Duchi et al '11]

- Accumulate squared gradients and make learning rate be inversely proportional to them

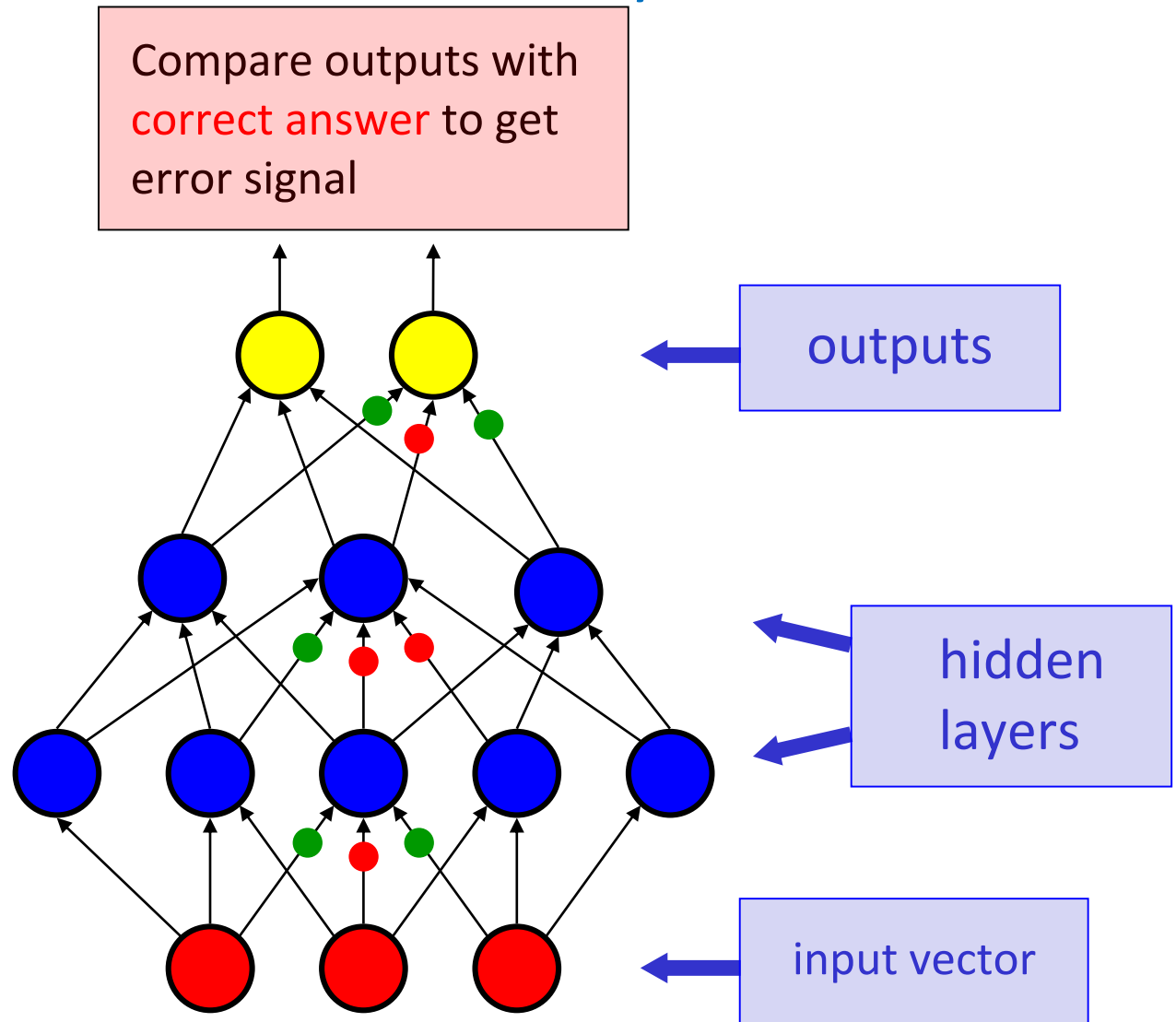
- RMSProp [Hinton '12]: Modified AdaGrad



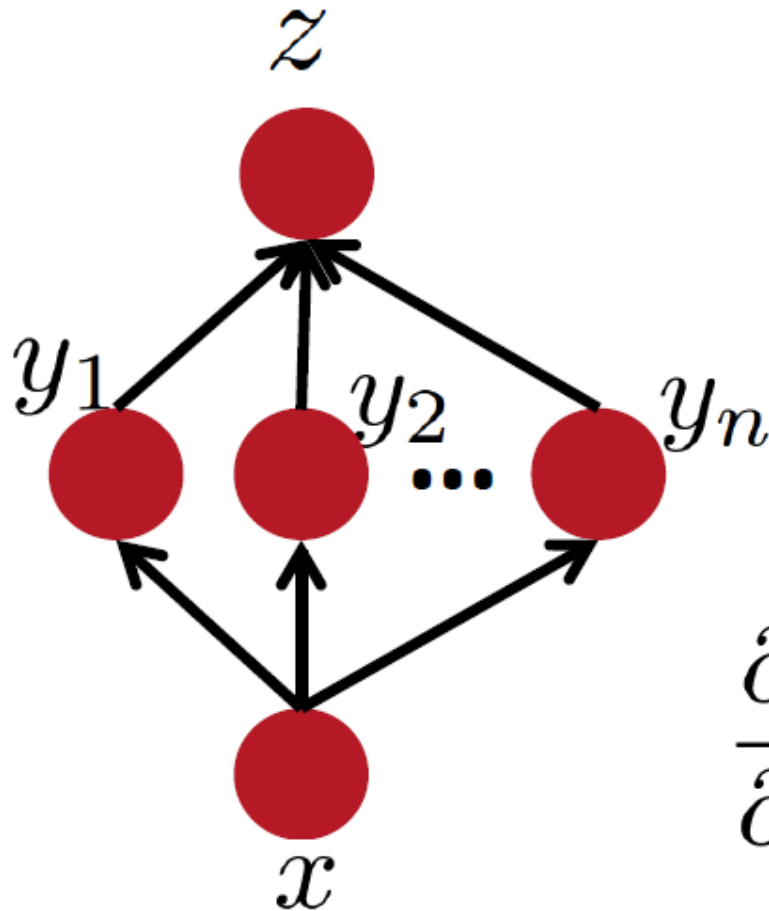
# Backpropagation

Compute gradient  $\frac{\partial J}{\partial W}$   
in layered architecture

Back-propagate  
error signal to get  
derivatives for  
learning



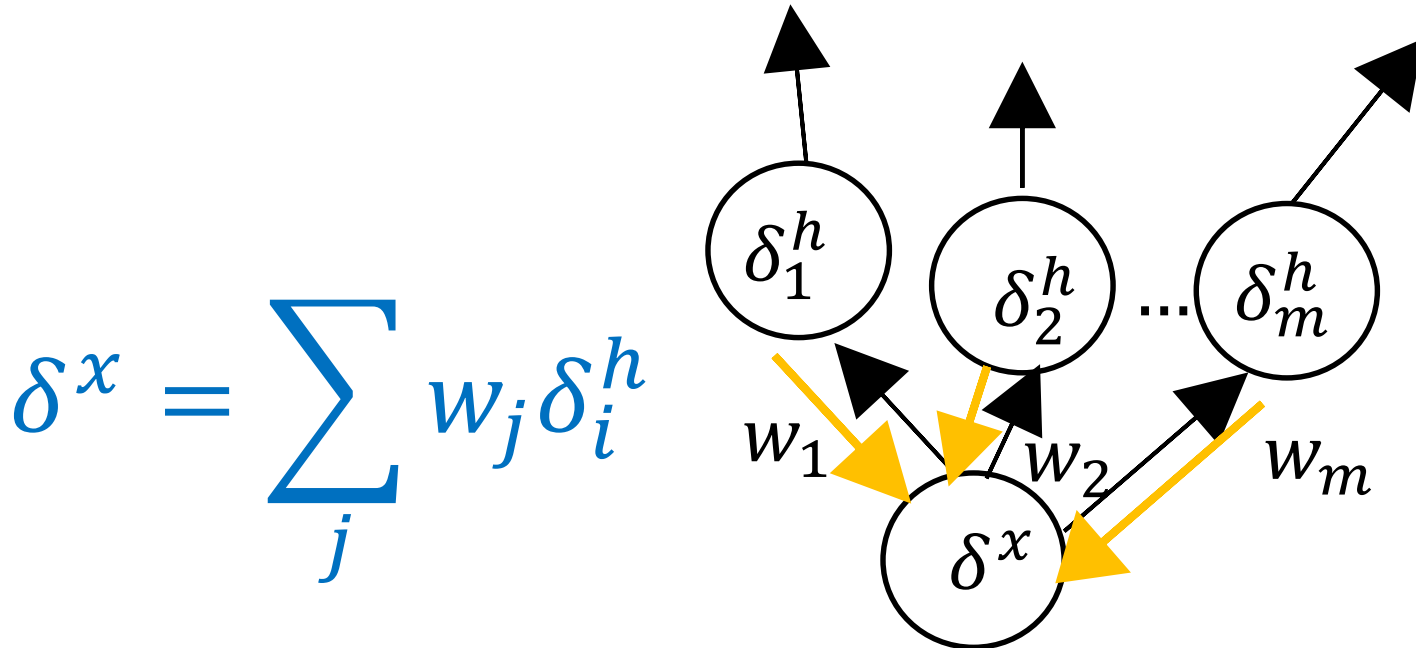
# Multiple Paths Chain Rule - General



$$\frac{\partial z}{\partial x} = \sum_{i=1}^n \frac{\partial z}{\partial y_i} \frac{\partial y_i}{\partial x}$$

# Backpropagation: Error signal

- Delta: Error signal at specific node
  - It determines how weights are updated

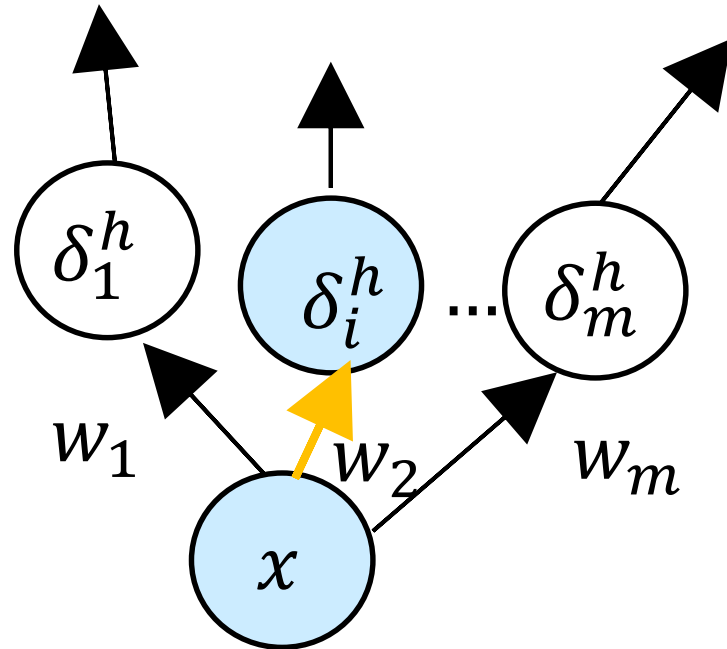


- Error propagation:  $\delta^x = \gamma(\delta_1, \dots, \delta_m)$ 
  - An error signal at a specific node is a function which takes all error signals coming from successor nodes

# Backpropagation: Weight update

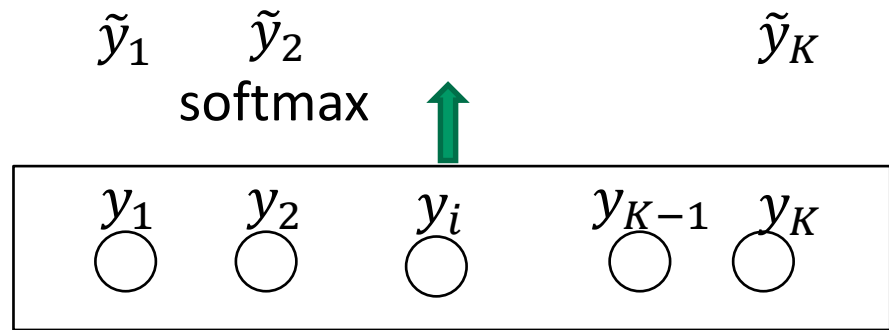
- Weight update
  - $\Delta w$ : (input value) \* delta

$$\Delta w_i = \delta_i^h \cdot x$$



# Error Signal at Output Layer

$$\text{Delta} = \delta^o = \mathbf{1}_g - \begin{bmatrix} \tilde{y}_1 \\ \vdots \\ \tilde{y}_K \end{bmatrix}$$



$$J = \log P(g|x) = \log \frac{\exp(y_g)}{\sum \exp(y_i)} = y_g - \log \sum \exp(y_i)$$

- Compute **delta** for i-th output node

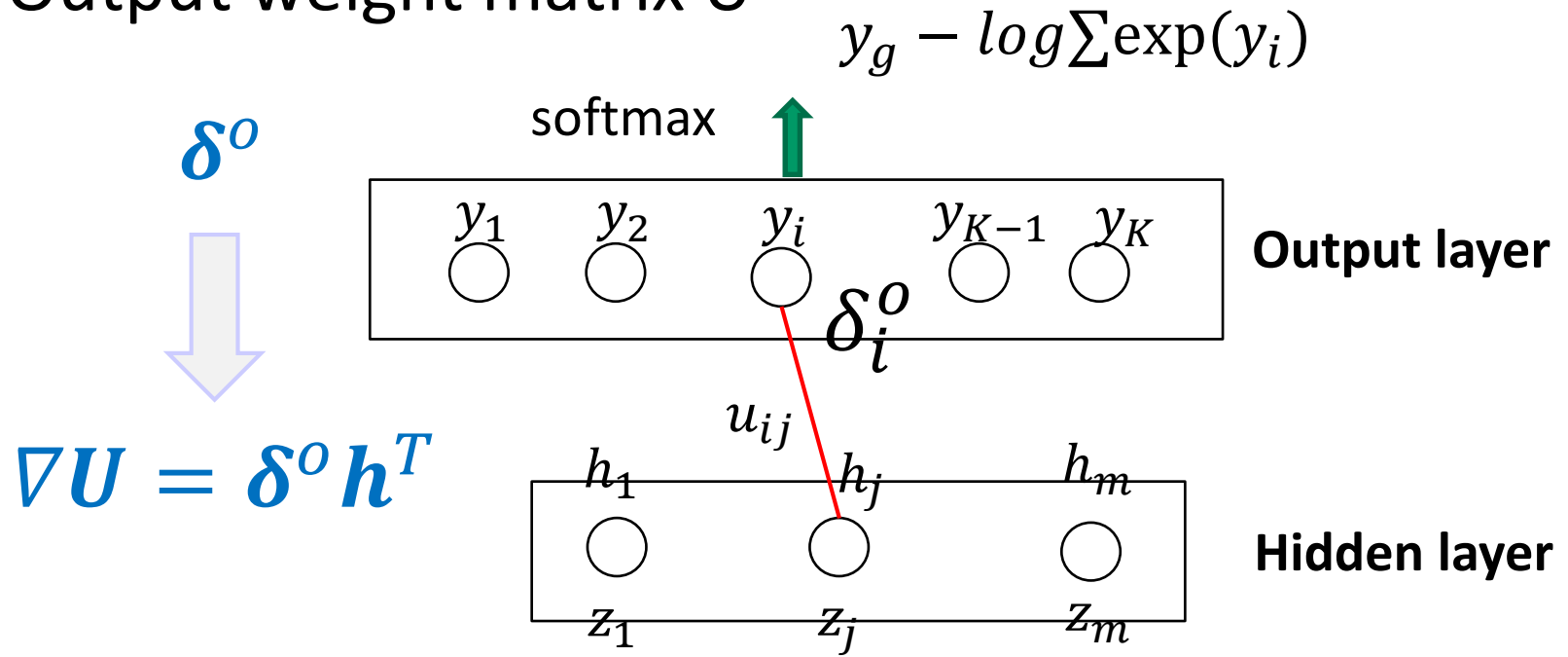
$$- \delta_i^o = \frac{\partial J}{\partial y_i} = \delta(i, g) - \frac{\exp(y_i)}{\exp \sum(y_j)} = \delta(i, g) - \tilde{y}_i$$

- Vector form:  $\delta^o = \mathbf{1}_g - \begin{bmatrix} \tilde{y}_1 \\ \vdots \\ \tilde{y}_K \end{bmatrix}$

$$\tilde{y}_i = \frac{\exp(y_i)}{\sum \exp(y_j)}$$

# Gradient of Weight Matrix U

- Output weight matrix U



- Compute gradient of  $u_{ij}$

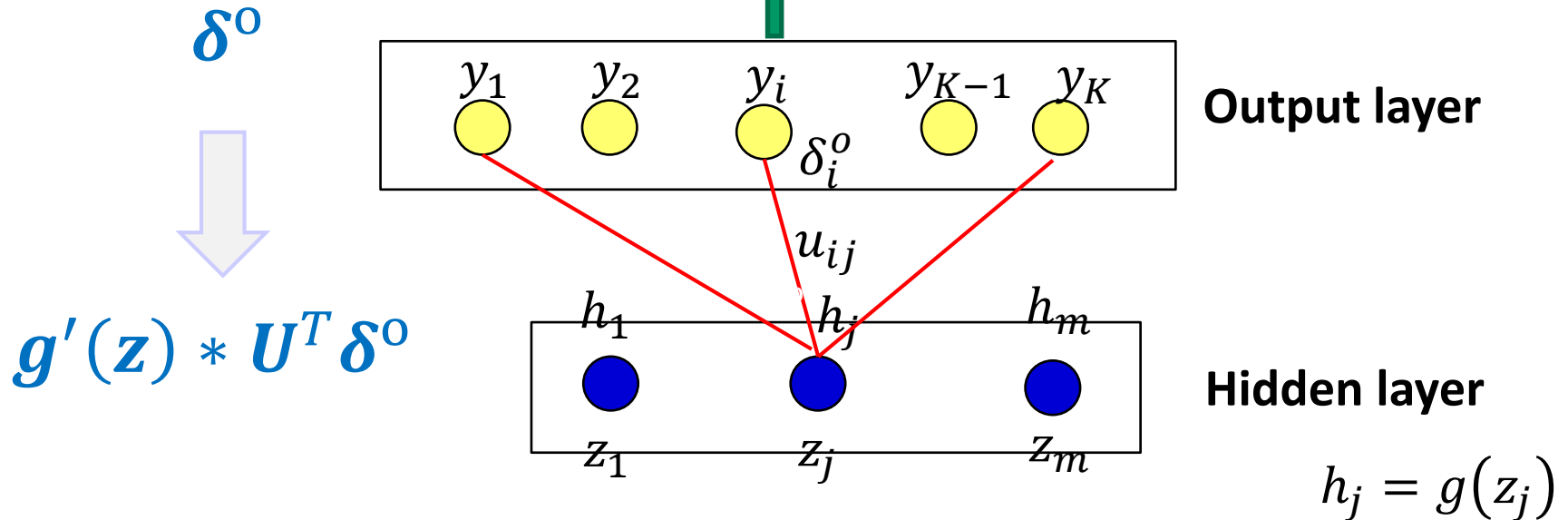
$$h_j = g(z_j)$$

$$-\frac{\partial J}{\partial u_{ij}} = \frac{\partial J}{\partial y_i} \frac{\partial y_i}{\partial w_{ij}} = \delta_i^o h_j$$

$$-\frac{\partial J}{\partial U} = \delta^o \mathbf{h}^T$$

# Error Signal at Hidden Layer

- Hidden layer



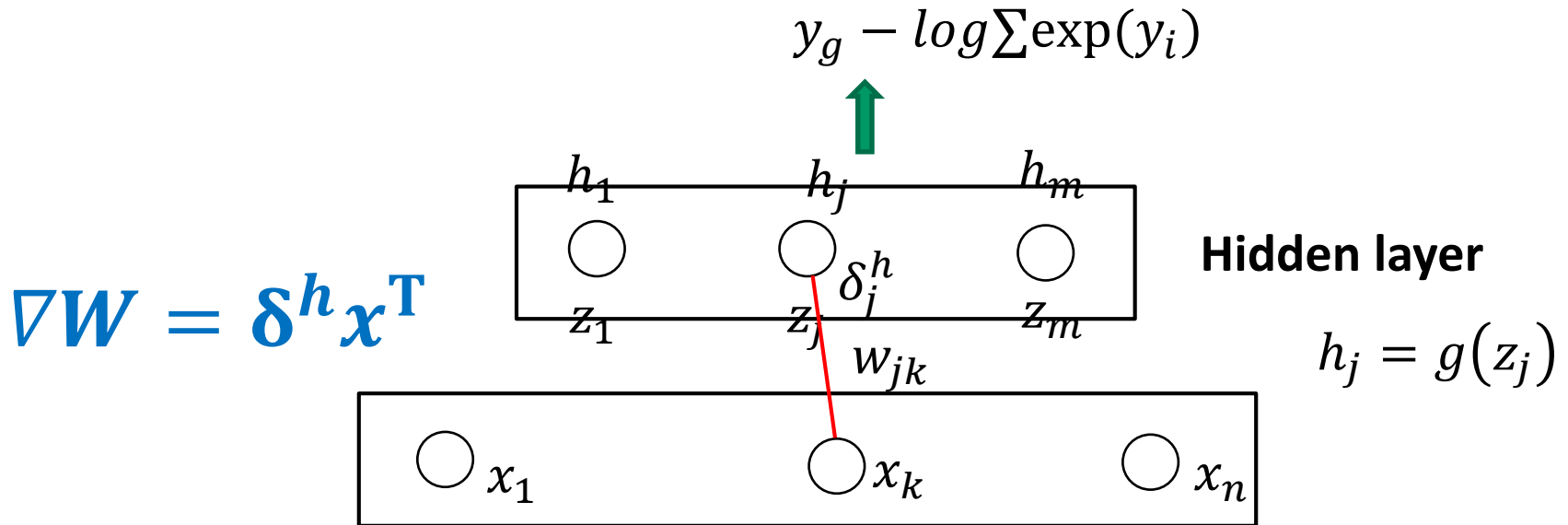
- Compute **delta** for j-th hidden node

$$- \delta_j^h = \frac{\partial L}{\partial z_j} = \frac{\partial L}{\partial h_j} \frac{\partial h_j}{\partial z_j} = \frac{\partial h_j}{\partial z_j} \sum_i \frac{\partial L}{\partial y_i} \frac{\partial y_i}{\partial h_j} = g'(z_j) \sum_i \delta_i^o u_{ij}$$

$$- \delta^h = g'(z) \circ U^T \delta^o$$

# Gradient of Weight Matrix W

- Hidden weight matrix W



- Compute gradient of  $u_{ij}$

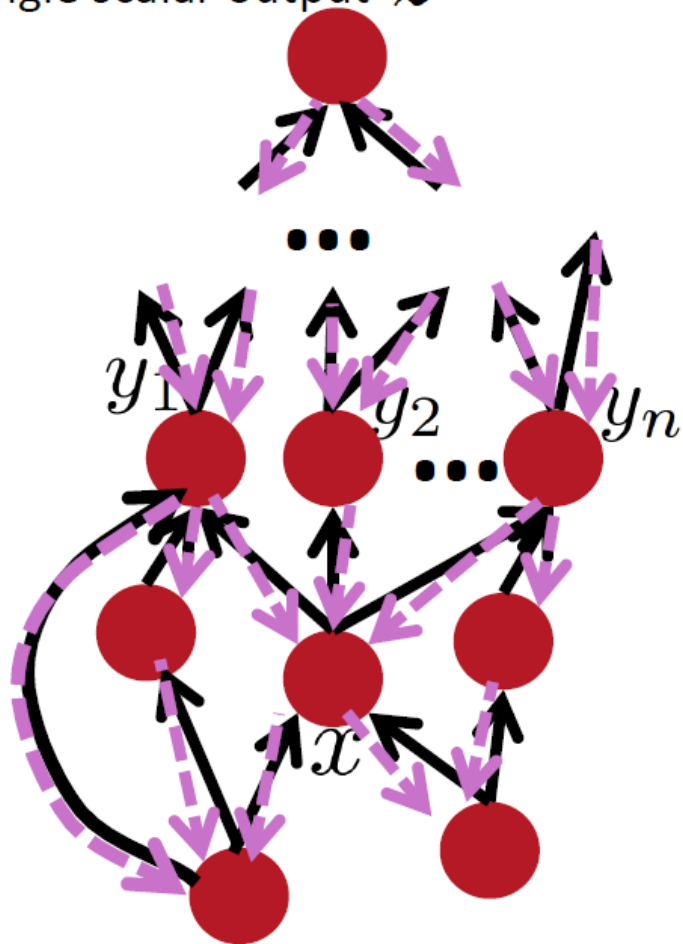
$$-\frac{\partial J}{\partial w_{jk}} = \frac{\partial J}{\partial z_j} \frac{\partial z_j}{\partial w_{jk}} = \delta_j^h x_k$$

$$-\frac{\partial J}{\partial W} = \delta^h x^T$$



# Backpropagation in General Flow Graph

Single scalar output  $z$



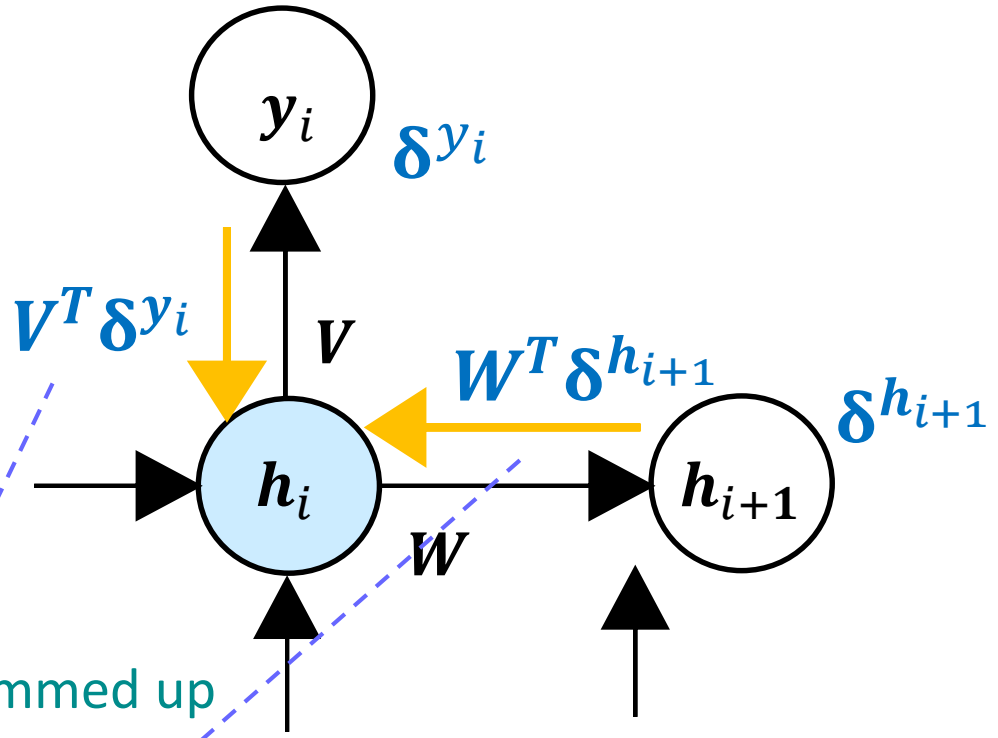
1. Fprop: visit nodes in topo-sort order
  - Compute value of node given predecessors
2. Bprop:
  - initialize output gradient = 1
  - visit nodes in reverse order:
    - Compute gradient wrt each node using gradient wrt successors

$\{y_1, y_2, \dots, y_n\}$  = successors of  $x$

$$\frac{\partial z}{\partial x} = \sum_{i=1}^n \frac{\partial z}{\partial y_i} \frac{\partial y_i}{\partial x}$$

# Backpropagation: Example

- Recurrent Neural Network



$$\delta^{h_i} = g(z_i) (V^T \delta^{y_i} + W^T \delta^{h_{i+1}})$$

$$g(z_i) * \begin{bmatrix} V \\ W \end{bmatrix}^T \begin{bmatrix} \delta^{y_i} \\ \delta^{h_{i+1}} \end{bmatrix}$$

# Vanishing and Exploding Gradient Problem

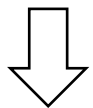
- Gradients are vanished or exploded in deep models E.g.) Recurrent neural network

$$g'(z_1)g'(z_2)g'(z_3) * (W^3)^T \delta_t$$

Delta is obtained by the repeated multiplication of  $W$

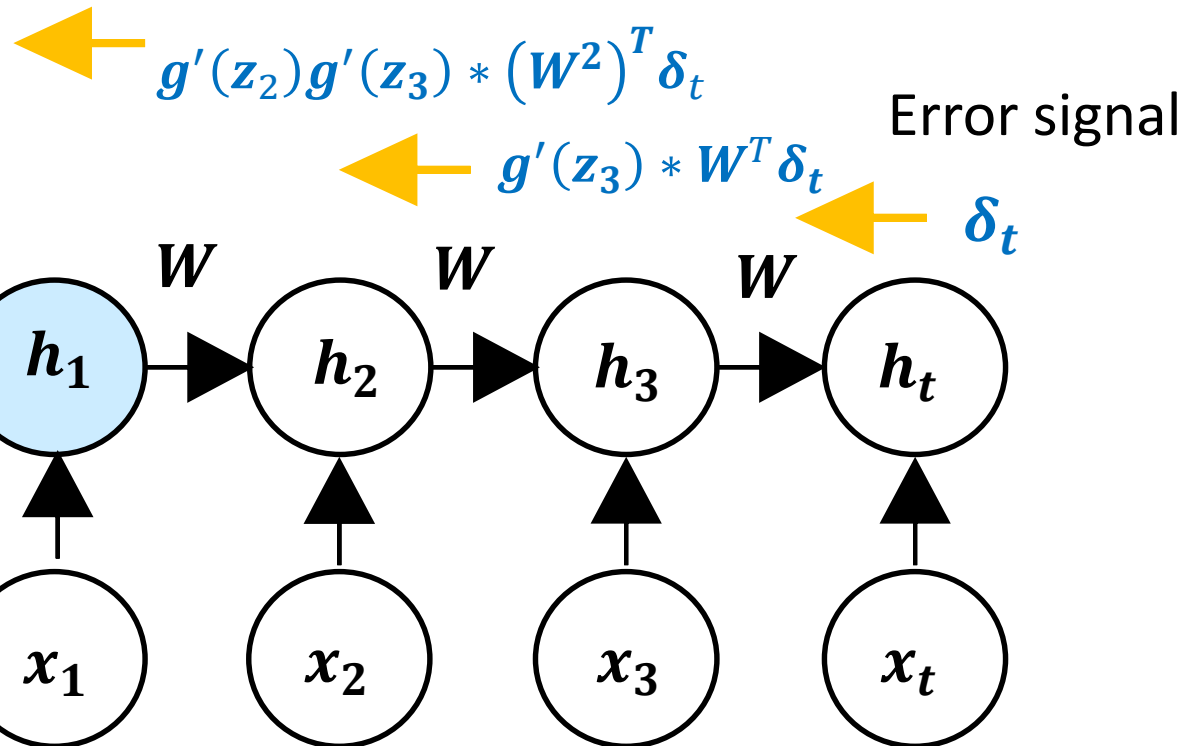
$$W = V \text{diag}(\lambda) V^{-1}$$

$$W^k = V \text{diag}(\lambda)^k V^{-1}$$



Explode if  $|\lambda_i| > 1$

Vanish if  $|\lambda_i| < 1$



$$\delta_1 = (W^k)^T \delta_k * f'(z_1^{k-1})$$