

10703 Deep Reinforcement Learning and Control

Russ Salakhutdinov

Machine Learning Department
rsalakhu@cs.cmu.edu

Monte Carlo Methods

Used Materials

- **Disclaimer:** Much of the material and slides for this lecture were borrowed from Rich Sutton's class and David Silver's class on Reinforcement Learning.

Monte Carlo (MC) Methods

- ▶ **Monte Carlo** methods are learning methods
 - Experience → values, policy
- ▶ Monte Carlo uses the simplest possible idea: **value = mean return**
- ▶ Monte Carlo methods can be used in two ways:
 - **Model-free**: No model necessary and still attains optimality
 - **Simulated**: Needs only a simulation, not a full model
- ▶ Monte Carlo methods learn from **complete sample returns**
 - Only defined for episodic tasks (this class)
 - All episodes must terminate (no bootstrapping)

Monte-Carlo Policy Evaluation

- ▶ **Goal:** learn $v_{\pi}(s)$ from episodes of experience under policy π

$$S_1, A_1, R_2, \dots, S_k \sim \pi$$

- ▶ Remember that the **return** is the total discounted reward:

$$G_t = R_{t+1} + \gamma R_{t+2} + \dots + \gamma^{T-1} R_T$$

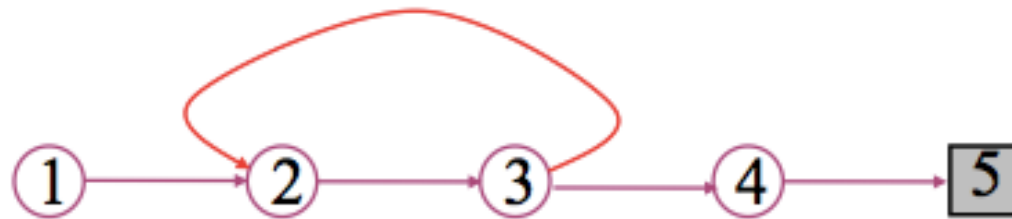
- ▶ Remember that the **value function** is the expected return:

$$v_{\pi}(s) = \mathbb{E}_{\pi} [G_t \mid S_t = s]$$

- ▶ Monte-Carlo policy evaluation uses **empirical mean return** instead of expected return

Monte-Carlo Policy Evaluation

- ▶ **Goal:** learn $v_{\pi}(s)$ from episodes of experience under policy π
- ▶ **Idea:** Average returns observed after visits to s :



- ▶ **Every-Visit MC:** average returns for every time s is visited in an episode
- ▶ **First-visit MC:** average returns only for first time s is visited in an episode
- ▶ Both converge asymptotically

First-Visit MC Policy Evaluation

- ▶ To evaluate state s
- ▶ The **first** time-step t that state s is visited in an episode,
- ▶ **Increment counter:** $N(s) \leftarrow N(s) + 1$
- ▶ **Increment total return:** $S(s) \leftarrow S(s) + G_t$
- ▶ Value is estimated by mean return $V(s) = S(s)/N(s)$
- ▶ By law of large numbers $V(s) \rightarrow v_\pi(s)$ as $N(s) \rightarrow \infty$

Every-Visit MC Policy Evaluation

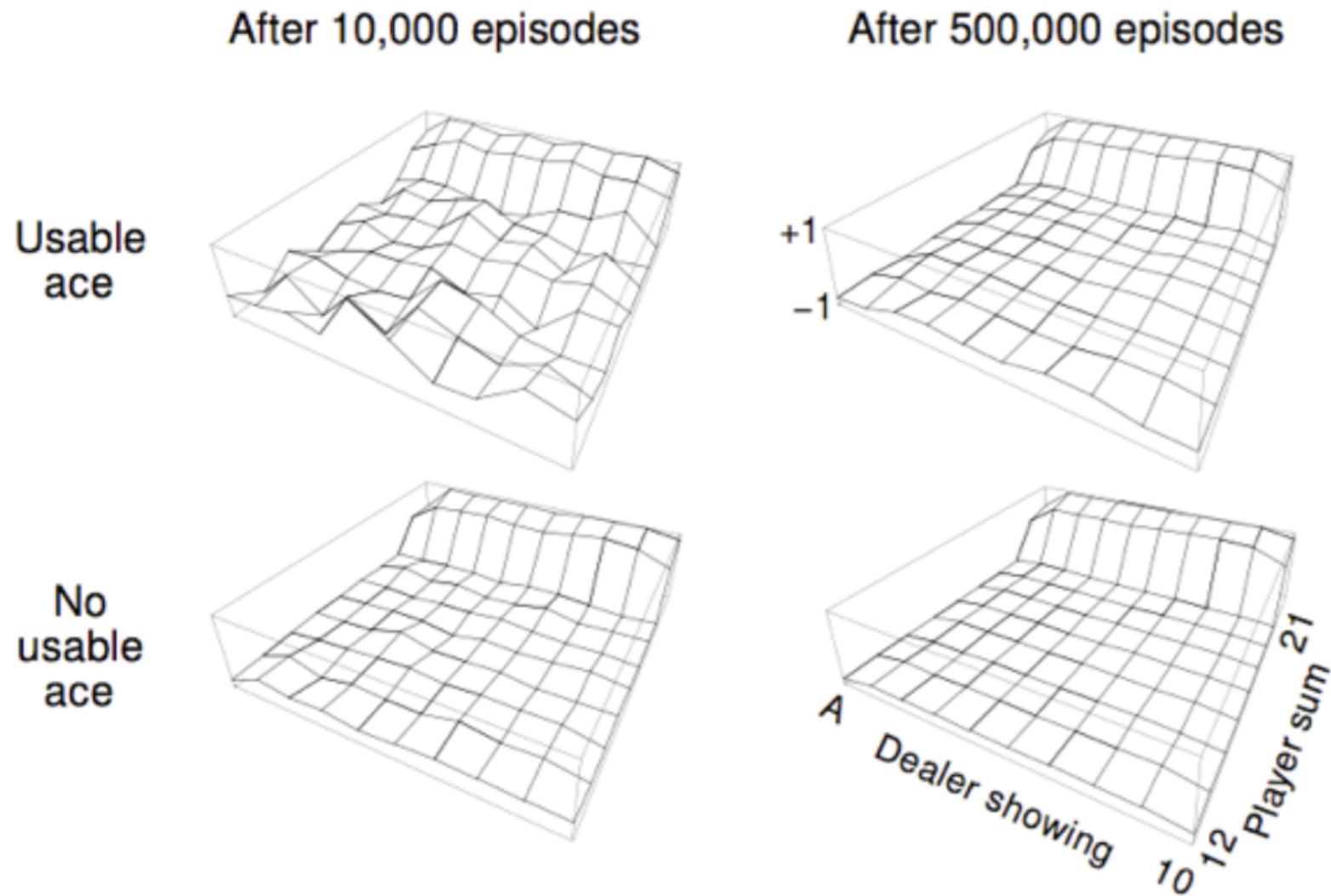
- ▶ To evaluate state s
- ▶ **Every** time-step t that state s is visited in an episode,
- ▶ **Increment counter:** $N(s) \leftarrow N(s) + 1$
- ▶ **Increment total return:** $S(s) \leftarrow S(s) + G_t$
- ▶ Value is estimated by mean return $V(s) = S(s)/N(s)$
- ▶ By law of large numbers $V(s) \rightarrow v_\pi(s)$ as $N(s) \rightarrow \infty$

Blackjack Example

- ▶ **Objective:** Have your card sum be greater than the dealer's without exceeding 21.
- ▶ **States** (200 of them):
 - current sum (12-21)
 - dealer's showing card (ace-10)
 - do I have a useable ace?
- ▶ **Reward:** +1 for winning, 0 for a draw, -1 for losing
- ▶ **Actions:** stick (stop receiving cards), hit (receive another card)
- ▶ **Policy:** Stick if my sum is 20 or 21, else hit
- ▶ No discounting ($\gamma=1$)

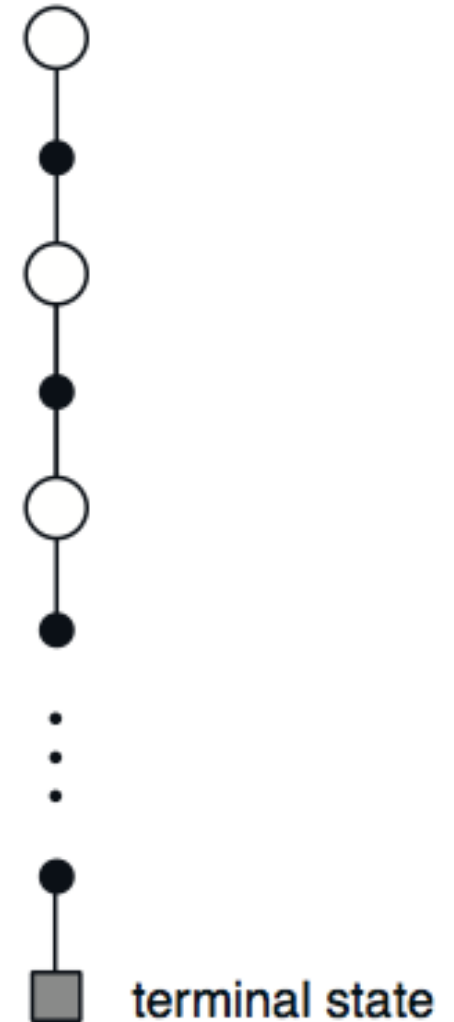


Learned Blackjack State-Value Functions



Backup Diagram for Monte Carlo

- ▶ Entire rest of episode included
- ▶ Only **one choice** considered at each state (unlike DP)
 - thus, there will be an explore/exploit dilemma
- ▶ Does **not bootstrap** from successor state's values (unlike DP)
- ▶ Value is estimated by **mean return**
- ▶ Time required to estimate one state **does not depend** on the total number of states



Incremental Mean

- ▶ The mean μ_1, μ_2, \dots of a sequence x_1, x_2, \dots can be computed incrementally:

$$\begin{aligned}\mu_k &= \frac{1}{k} \sum_{j=1}^k x_j \\ &= \frac{1}{k} \left(x_k + \sum_{j=1}^{k-1} x_j \right) \\ &= \frac{1}{k} (x_k + (k-1)\mu_{k-1}) \\ &= \mu_{k-1} + \frac{1}{k} (x_k - \mu_{k-1})\end{aligned}$$

Incremental Monte Carlo Updates

- ▶ Update $V(s)$ incrementally after episode $S_1, A_1, R_2, \dots, S_T$
- ▶ For each state S_t with return G_t

$$N(S_t) \leftarrow N(S_t) + 1$$

$$V(S_t) \leftarrow V(S_t) + \frac{1}{N(S_t)} (G_t - V(S_t))$$

- ▶ In non-stationary problems, it can be useful to track a **running mean**, i.e. forget old episodes.

$$V(S_t) \leftarrow V(S_t) + \alpha (G_t - V(S_t))$$

MC Estimation of Action Values (Q)

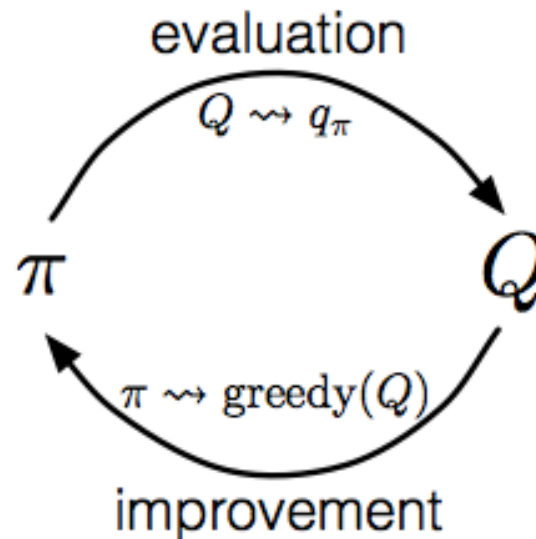
- ▶ Monte Carlo (MC) is most useful when a **model is not available**
 - We want to learn $q^*(s,a)$
- ▶ $q_\pi(s,a)$ - **average return** starting from state s and action a following π

$$\begin{aligned} q_\pi(s, a) &= \mathbb{E}_\pi[R_{t+1} + \gamma v_\pi(S_{t+1}) \mid S_t = s, A_t = a] \\ &= \sum_{s', r} p(s', r \mid s, a) [r + \gamma v_\pi(s')]. \end{aligned}$$

- ▶ Converges asymptotically if every state-action pair is visited
- ▶ **Exploring starts**: Every state-action pair has a non-zero probability of being the starting pair

Monte-Carlo Control

$$\pi_0 \xrightarrow{\text{E}} q_{\pi_0} \xrightarrow{\text{I}} \pi_1 \xrightarrow{\text{E}} q_{\pi_1} \xrightarrow{\text{I}} \pi_2 \xrightarrow{\text{E}} \dots \xrightarrow{\text{I}} \pi_* \xrightarrow{\text{E}} q_*$$



- ▶ **MC policy iteration step:** Policy evaluation using MC methods followed by policy improvement
- ▶ **Policy improvement step:** greedify with respect to value (or action-value) function

Greedy Policy

- ▶ For any action-value function q , the corresponding **greedy policy** is the one that:
 - For each s , deterministically chooses an action with maximal action-value:

$$\pi(s) \doteq \arg \max_a q(s, a).$$

- ▶ **Policy improvement** then can be done by constructing each π_{k+1} as the greedy policy with respect to q_{π_k} .

Convergence of MC Control

- ▶ Greedified policy meets the conditions for **policy improvement**:

$$\begin{aligned} q_{\pi_k}(s, \pi_{k+1}(s)) &= q_{\pi_k}(s, \operatorname{argmax}_a q_{\pi_k}(s, a)) \\ &= \max_a q_{\pi_k}(s, a) \\ &\geq q_{\pi_k}(s, \pi_k(s)) \\ &\geq v_{\pi_k}(s). \end{aligned}$$

- ▶ And thus must be $\geq \pi_k$.
- ▶ This assumes **exploring starts** and **infinite number of episodes** for MC policy evaluation

Monte Carlo Exploring Starts

Initialize, for all $s \in \mathcal{S}$, $a \in \mathcal{A}(s)$:

$Q(s, a) \leftarrow$ arbitrary

$\pi(s) \leftarrow$ arbitrary

$Returns(s, a) \leftarrow$ empty list

Fixed point is optimal
policy π^*

Repeat forever:

Choose $S_0 \in \mathcal{S}$ and $A_0 \in \mathcal{A}(S_0)$ s.t. all pairs have probability > 0

Generate an episode starting from S_0, A_0 , following π

For each pair s, a appearing in the episode:

$G \leftarrow$ return following the first occurrence of s, a

Append G to $Returns(s, a)$

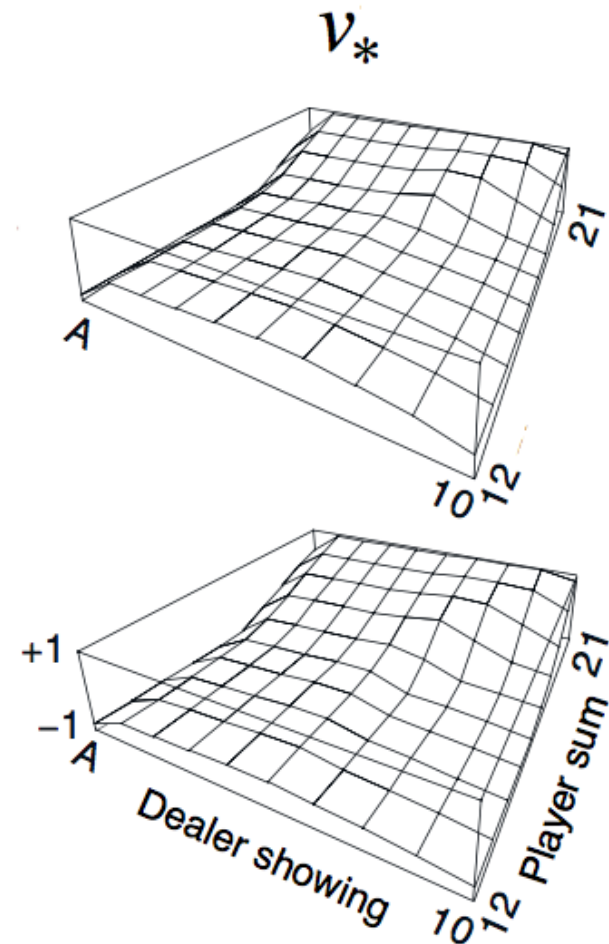
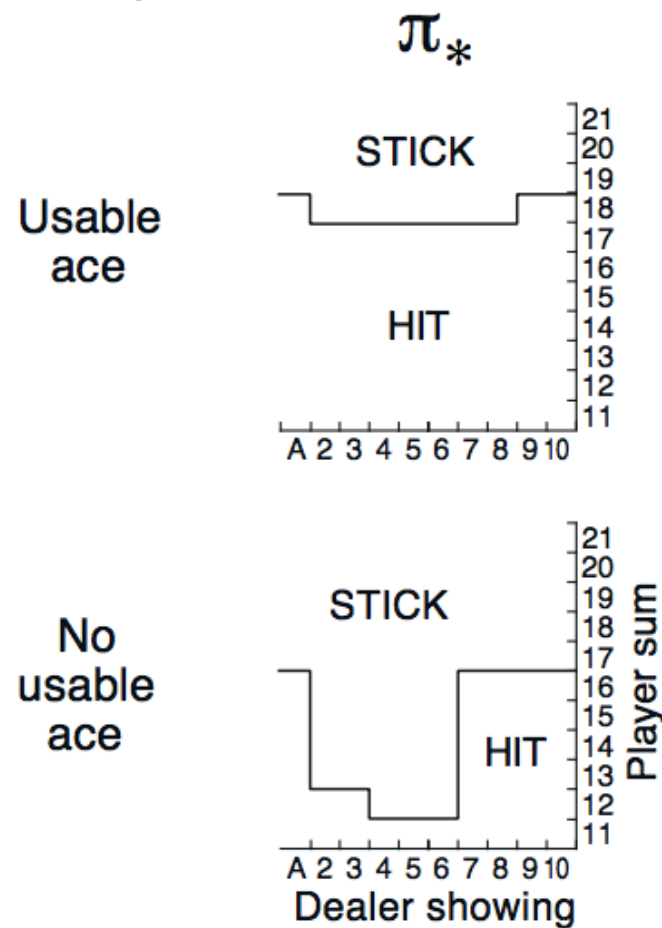
$Q(s, a) \leftarrow \text{average}(Returns(s, a))$

For each s in the episode:

$\pi(s) \leftarrow \operatorname{argmax}_a Q(s, a)$

Blackjack example continued

- ▶ With exploring starts



On-policy Monte Carlo Control

- ▶ **On-policy**: learn about policy currently executing
- ▶ How do we get rid of exploring starts?
 - The policy must be **eternally soft**: $\pi(a|s) > 0$ for all s and a .
- ▶ For example, for **ϵ -soft policy**, probability of an action, $\pi(a|s)$,
$$= \frac{\epsilon}{|\mathcal{A}(s)|} \quad \text{or} \quad 1 - \epsilon + \frac{\epsilon}{|\mathcal{A}(s)|}$$

non-max max (greedy)
- ▶ Similar to GPI: move policy towards **greedy policy**
- ▶ Converges to the best ϵ -soft policy.

On-policy Monte Carlo Control

Initialize, for all $s \in \mathcal{S}$, $a \in \mathcal{A}(s)$:

$Q(s, a) \leftarrow$ arbitrary

$Returns(s, a) \leftarrow$ empty list

$\pi(a|s) \leftarrow$ an arbitrary ε -soft policy

Repeat forever:

(a) Generate an episode using π

(b) For each pair s, a appearing in the episode:

$G \leftarrow$ return following the first occurrence of s, a

Append G to $Returns(s, a)$

$Q(s, a) \leftarrow \text{average}(Returns(s, a))$

(c) For each s in the episode:

$A^* \leftarrow \arg \max_a Q(s, a)$

For all $a \in \mathcal{A}(s)$:

$$\pi(a|s) \leftarrow \begin{cases} 1 - \varepsilon + \varepsilon/|\mathcal{A}(s)| & \text{if } a = A^* \\ \varepsilon/|\mathcal{A}(s)| & \text{if } a \neq A^* \end{cases}$$

Summary so far

- ▶ MC has several advantages over DP:
 - Can learn directly from **interaction with environment**
 - No need for full models
 - No need to learn about **ALL states** (no bootstrapping)
 - Less harmed by violating Markov property (later in class)
- ▶ MC methods provide an alternate policy evaluation process
- ▶ One issue to watch for: maintaining **sufficient exploration**:
 - exploring starts, soft policies

Off-policy methods

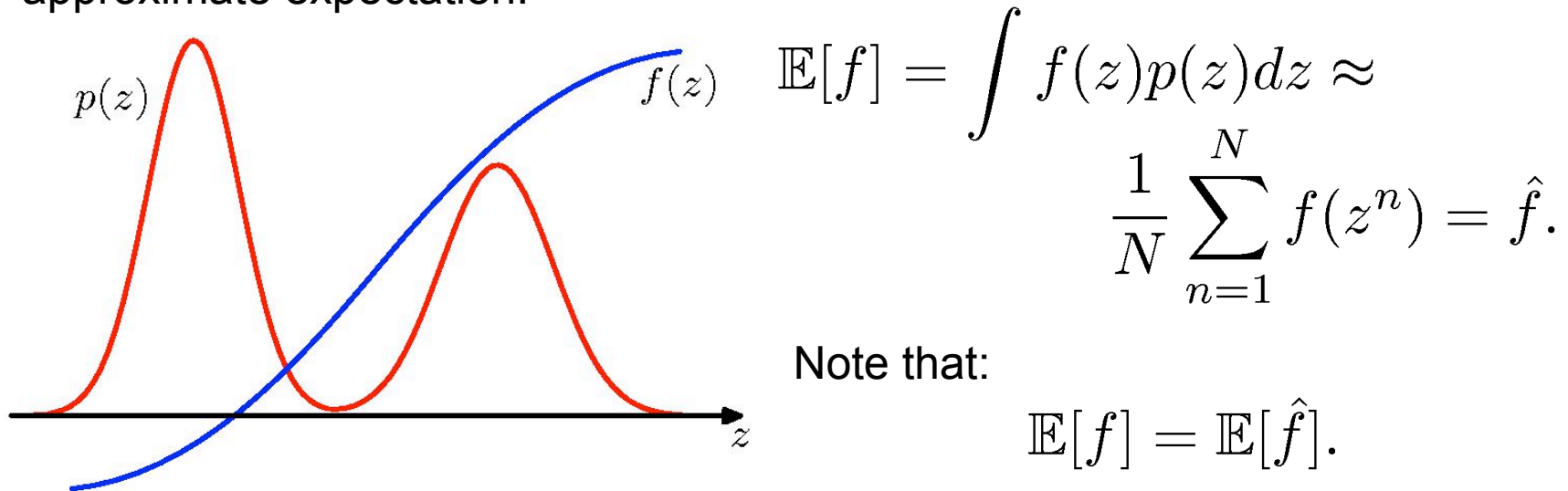
- ▶ Learn the value of the **target policy** π from experience due to **behavior policy** μ .
- ▶ For example, π is the greedy policy (and ultimately the optimal policy) while μ is exploratory (e.g., ϵ -soft) policy
- ▶ In general, we only require coverage, i.e., that μ generates behavior that **covers**, or includes, π

$$\pi(a|s) > 0 \quad \text{for every } s, a \text{ at which } \mu(a|s) > 0$$

- ▶ Idea: **Importance Sampling**:
 - Weight each return by the ratio of the probabilities of the trajectory under the two policies.

Simple Monte Carlo

- **General Idea:** Draw independent samples $\{z^1, \dots, z^n\}$ from distribution $p(z)$ to approximate expectation:



so the estimator has correct mean (**unbiased**).

- The **variance**:

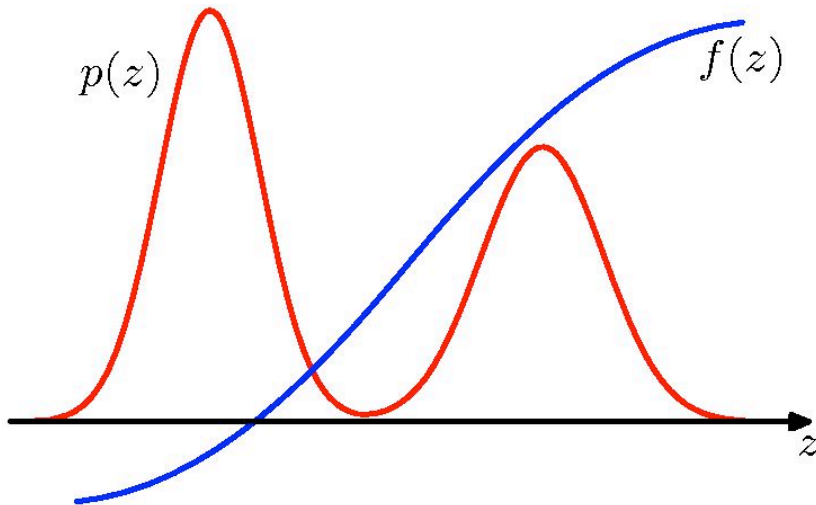
$$\text{var}[\hat{f}] = \frac{1}{N} \mathbb{E}[(f - \mathbb{E}[f])^2].$$

- Variance decreases as $1/N$.

- **Remark:** The accuracy of the estimator **does not depend on dimensionality** of z .

Simple Monte Carlo

- High accuracy may be achieved with a **small number N of independent samples** from distribution $p(z)$.



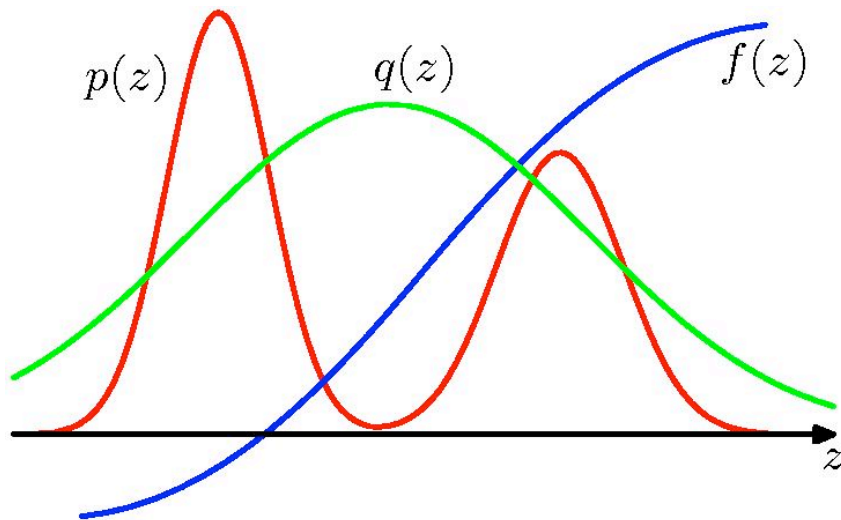
$$\text{var}[\hat{f}] = \frac{1}{N} \mathbb{E}[(f - \mathbb{E}[f])^2].$$

- **Problem 1:** we may **not be able to draw independent samples**.
- **Problem 2:** if $f(z)$ is large in regions where $p(z)$ is small (and vice versa), then the expectations may be dominated by **regions of small probability**. Need larger sample size.

Importance Sampling

- Suppose we have an **easy-to-sample proposal distribution** $q(z)$, such that

$$q(z) > 0 \text{ if } p(z) > 0. \quad \mathbb{E}[f] = \int f(z)p(z)dz$$



$$= \int f(z) \frac{p(z)}{q(z)} q(z) dz$$

$$\approx \frac{1}{N} \sum_n \frac{p(z^n)}{q(z^n)} f(z^n), \quad z^n \sim q(z).$$

- The quantities

$$w^n = p(z^n)/q(z^n)$$

are known as **importance weights**.

Importance Sampling

- Let our proposal be of the form: $q(z) = \tilde{q}(z)/\mathcal{Z}_q$.

$$\begin{aligned}\mathbb{E}[f] &= \int f(z)p(z)dz = \int f(z)\frac{p(z)}{q(z)}q(z)dz = \frac{\mathcal{Z}_q}{\mathcal{Z}_p} \int f(z)\frac{\tilde{p}(z)}{\tilde{q}(z)}q(z)dz \\ &\approx \frac{\mathcal{Z}_q}{\mathcal{Z}_p} \frac{1}{N} \sum_n \frac{\tilde{p}(z^n)}{\tilde{q}(z^n)} f(z^n) = \frac{\mathcal{Z}_q}{\mathcal{Z}_p} \frac{1}{N} \sum_n w^n f(z^n),\end{aligned}$$

- But we can **use the same weights** to approximate $\mathcal{Z}_q/\mathcal{Z}_p$:

$$\frac{\mathcal{Z}_p}{\mathcal{Z}_q} = \frac{1}{\mathcal{Z}_q} \int \tilde{p}(z)dz = \int \frac{\tilde{p}(z)}{\tilde{q}(z)}q(z)dz \approx \frac{1}{N} \sum_n \frac{\tilde{p}(z^n)}{\tilde{q}(z^n)} = \frac{1}{N} \sum_n w^n.$$

- Hence:

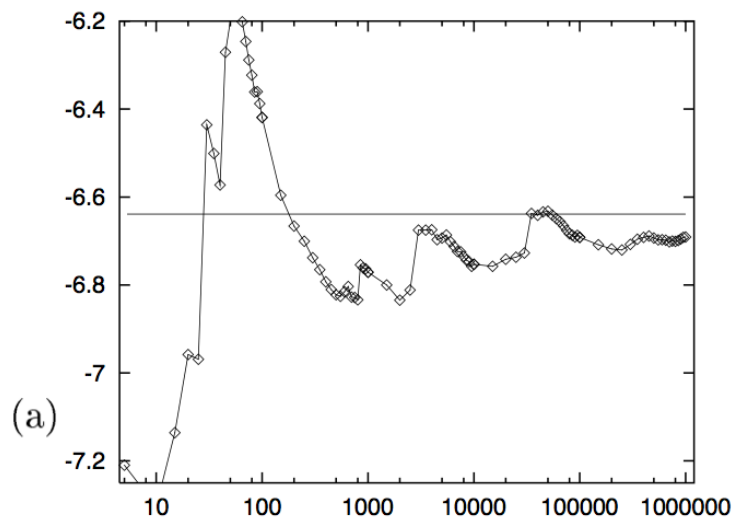
$$\mathbb{E}[f] \approx \sum_{n=1}^N \frac{w^n}{\sum_{m=1}^N w^m} f(z^n), \quad z^n \sim q(z).$$

Importance Sampling: Example

- With importance sampling, it is hard to estimate how **reliable the estimator** is:

$$\hat{f} = \sum_{n=1}^N \frac{w^n}{\sum_{m=1}^N w^m} f(z^n), \quad \mathbb{E}[f] = \int f(z) \frac{p(z)}{q(z)} q(z) dz$$

- **Huge variance** if the proposal density $q(z)$ is small in a region where $|f(z)p(z)|$ is large



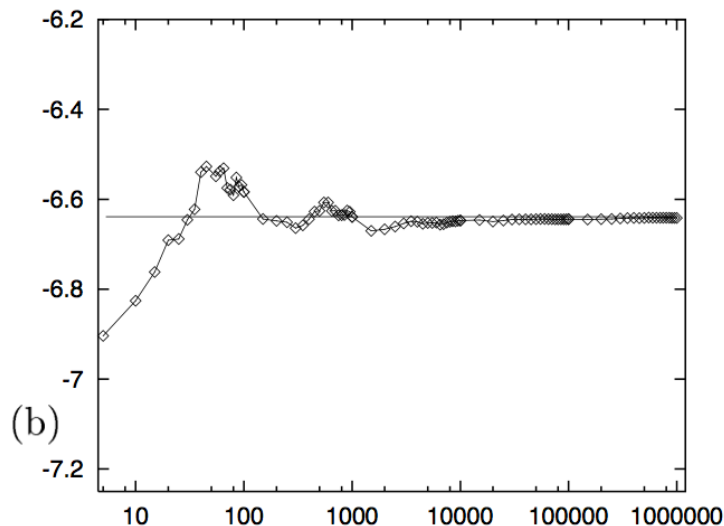
- Example of using Gaussian distribution as a proposal distribution (1-d case).
- Even **after 1 million samples**, the estimator has not converged to the true value.

Importance Sampling: Example

- With importance sampling, it is hard to estimate how reliable the estimator:

$$\hat{f} = \sum_{n=1}^N \frac{w^n}{\sum_{m=1}^N w^m} f(z^n), \quad \mathbb{E}[f] = \int f(z) \frac{p(z)}{q(z)} q(z) dz$$

- Huge variance if the proposal density $q(z)$ is small in a region where $|f(z)p(z)|$ is large



- Example of using **Cauchy distribution** as a proposal distribution (1-d case).
- After 500 samples, the estimator appears to converge
- Proposal distribution **should have heavy tails**.

Importance Sampling Ratio

- ▶ Probability of the rest of the trajectory, after S_t , under policy π

$$\begin{aligned} & \Pr\{A_t, S_{t+1}, A_{t+1}, \dots, S_T \mid S_t, A_{t:T-1} \sim \pi\} \\ &= \pi(A_t|S_t)p(S_{t+1}|S_t, A_t)\pi(A_{t+1}|S_{t+1}) \cdots p(S_T|S_{T-1}, A_{T-1}) \\ &= \prod_{k=t}^{T-1} \pi(A_k|S_k)p(S_{k+1}|S_k, A_k), \end{aligned}$$

- ▶ **Importance Sampling**: Each return is weighted by the relative probability of the trajectory under the target and behavior policies

$$\rho_t^T = \frac{\prod_{k=t}^{T-1} \pi(A_k|S_k)p(S_{k+1}|S_k, A_k)}{\prod_{k=t}^{T-1} \mu(A_k|S_k)p(S_{k+1}|S_k, A_k)} = \prod_{k=t}^{T-1} \frac{\pi(A_k|S_k)}{\mu(A_k|S_k)}$$

- ▶ This is called the **Importance Sampling Ratio**

Importance Sampling Ratio

- ▶ All importance sampling ratios have expected value 1

$$\mathbb{E}_{A_k \sim \mu} \left[\frac{\pi(A_k | S_k)}{\mu(A_k | S_k)} \right] = \sum_a \mu(a | S_k) \frac{\pi(a | S_k)}{\mu(a | S_k)} = \sum_a \pi(a | S_k) = 1.$$

- ▶ **Note:** Importance Sampling can have high (or infinite) variance.

Importance Sampling

- Ordinary importance sampling forms estimate

First time of termination following time t

return after t up through $T(t)$

$$V(s) \doteq \frac{\sum_{t \in \mathcal{T}(s)} \rho_t^{T(t)} G_t}{|\mathcal{T}(s)|}.$$

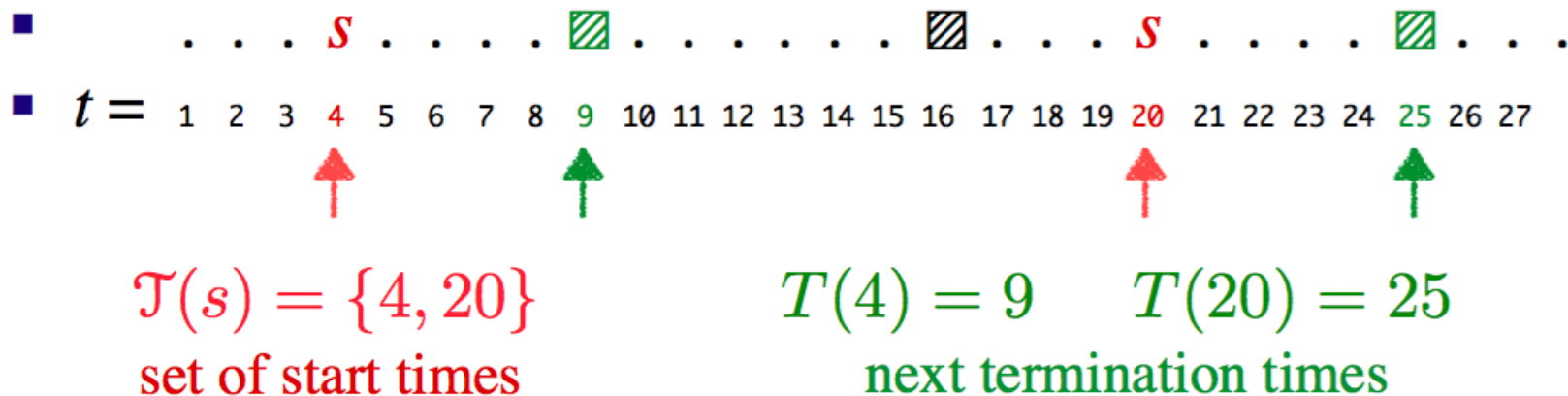
Every time: the set of all time steps in which state s is visited

Importance Sampling

- Ordinary importance sampling forms estimate

$$V(s) \doteq \frac{\sum_{t \in \mathcal{T}(s)} \rho_t^{T(t)} G_t}{|\mathcal{T}(s)|}.$$

- New notation: time steps increase across episode boundaries:



Importance Sampling

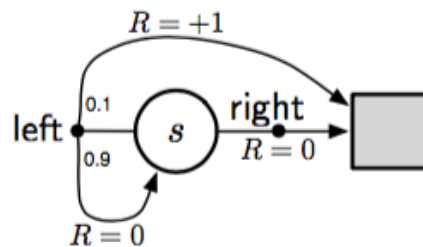
- ▶ Ordinary importance sampling forms estimate

$$V(s) \doteq \frac{\sum_{t \in \mathcal{T}(s)} \rho_t^{T(t)} G_t}{|\mathcal{T}(s)|}.$$

- ▶ Weighted importance sampling forms estimate:

$$V(s) \doteq \frac{\sum_{t \in \mathcal{T}(s)} \rho_t^{T(t)} G_t}{\sum_{t \in \mathcal{T}(s)} \rho_t^{T(t)}}$$

Example of Infinite Variance under Ordinary Importance Sampling



$$\pi(\text{left}|s) = 1$$

$$\gamma = 1$$

$$\frac{\pi(\text{right}|s)}{\mu(\text{right}|s)} = 0$$

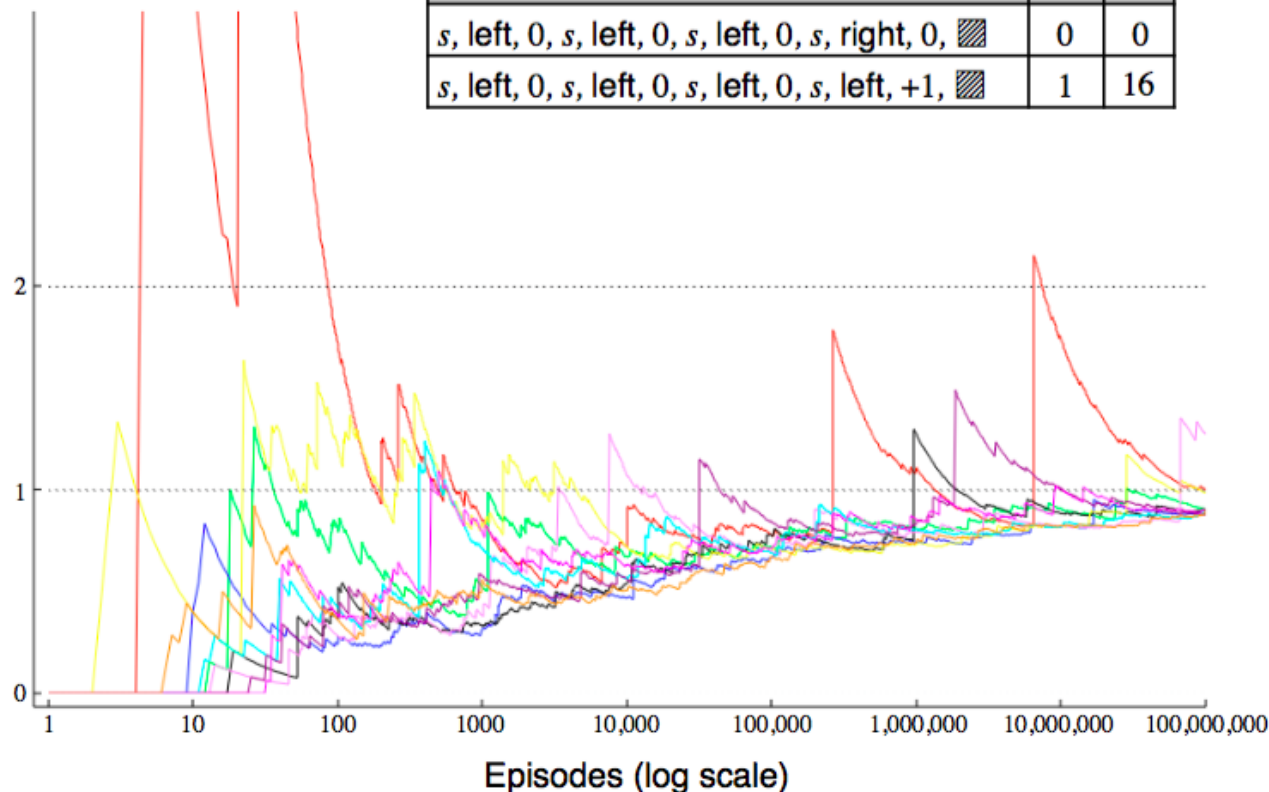
$$\frac{\pi(\text{left}|s)}{\mu(\text{left}|s)} = 2$$

$$\mu(\text{left}|s) = \frac{1}{2}$$

$$v_{\pi}(s) = 1$$

Trajectory	G_0	ρ_0^T
$s, \text{left}, 0, s, \text{left}, 0, s, \text{left}, 0, s, \text{right}, 0, \text{ } \square$	0	0
$s, \text{left}, 0, s, \text{left}, 0, s, \text{left}, 0, s, \text{left}, +1, \text{ } \square$	1	16

Monte-Carlo
estimate of
 $v_{\pi}(s)$ with
ordinary
importance
sampling
(ten runs)



OIS:

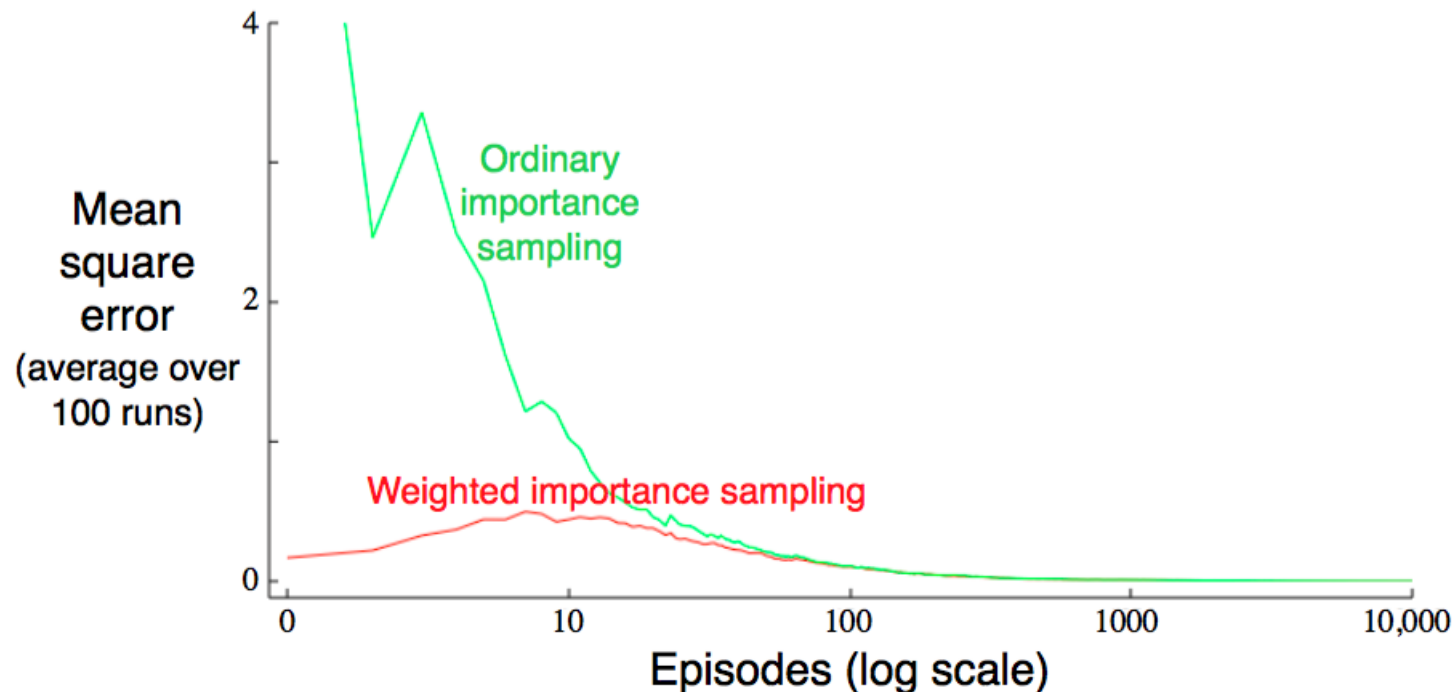
$$V(s) \triangleq \frac{\sum_{t \in \mathcal{T}(s)} \rho_t^{T(t)} G_t}{|\mathcal{T}(s)|}$$

WIS:

$$V(s) \triangleq \frac{\sum_{t \in \mathcal{T}(s)} \rho_t^{T(t)} G_t}{\sum_{t \in \mathcal{T}(s)} \rho_t^{T(t)}}$$

Example: Off-policy Estimation of the Value of a Single Blackjack State

- ▶ State is player-sum 13, dealer-showing 2, useable ace
- ▶ **Target policy** is stick only on 20 or 21
- ▶ **Behavior policy** is equiprobable
- ▶ True value ≈ -0.27726



Incremental off-policy every-visit MC policy evaluation (returns $Q \approx q_\pi$)

Input: an arbitrary target policy π

Initialize, for all $s \in \mathcal{S}$, $a \in \mathcal{A}(s)$:

$Q(s, a) \leftarrow \text{arbitrary}$

$C(s, a) \leftarrow 0$

Repeat forever:

$\mu \leftarrow \text{any policy with coverage of } \pi$

Generate an episode using μ :

$S_0, A_0, R_1, \dots, S_{T-1}, A_{T-1}, R_T, S_T$

$G \leftarrow 0$

$W \leftarrow 1$

For $t = T - 1, T - 2, \dots$ downto 0:

$G \leftarrow \gamma G + R_{t+1}$

$C(S_t, A_t) \leftarrow C(S_t, A_t) + W$

$Q(S_t, A_t) \leftarrow Q(S_t, A_t) + \frac{W}{C(S_t, A_t)} [G - Q(S_t, A_t)]$

$W \leftarrow W \frac{\pi(A_t|S_t)}{\mu(A_t|S_t)}$

If $W = 0$ then ExitForLoop

Off-policy every-visit MC control (returns $\pi \approx \pi_*$)

Initialize, for all $s \in \mathcal{S}$, $a \in \mathcal{A}(s)$:

$Q(s, a) \leftarrow \text{arbitrary}$

$C(s, a) \leftarrow 0$

$\pi(s) \leftarrow \operatorname{argmax}_a Q(s, a)$ (with ties broken consistently)

Repeat forever:

$\mu \leftarrow \text{any soft policy}$

Generate an episode using μ :

$S_0, A_0, R_1, \dots, S_{T-1}, A_{T-1}, R_T, S_T$

$G \leftarrow 0$

$W \leftarrow 1$

For $t = T - 1, T - 2, \dots$ downto 0:

$G \leftarrow \gamma G + R_{t+1}$

$C(S_t, A_t) \leftarrow C(S_t, A_t) + W$

$Q(S_t, A_t) \leftarrow Q(S_t, A_t) + \frac{W}{C(S_t, A_t)} [G - Q(S_t, A_t)]$

$\pi(S_t) \leftarrow \operatorname{argmax}_a Q(S_t, a)$ (with ties broken consistently)

If $A_t \neq \pi(S_t)$ then ExitForLoop

$W \leftarrow W \frac{1}{\mu(A_t|S_t)}$

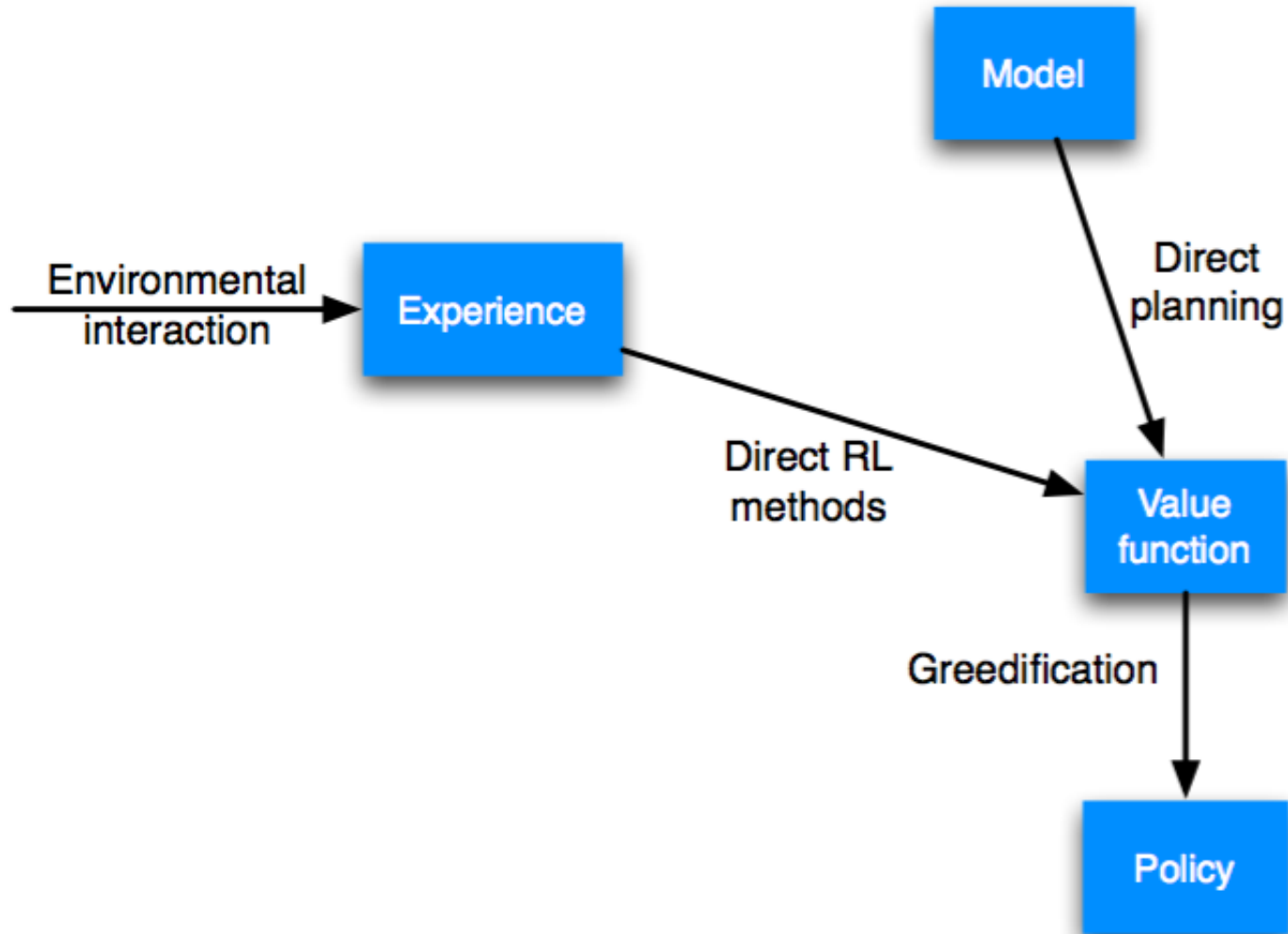
Target policy is greedy
and deterministic

Behavior policy is soft,
typically ϵ -greedy

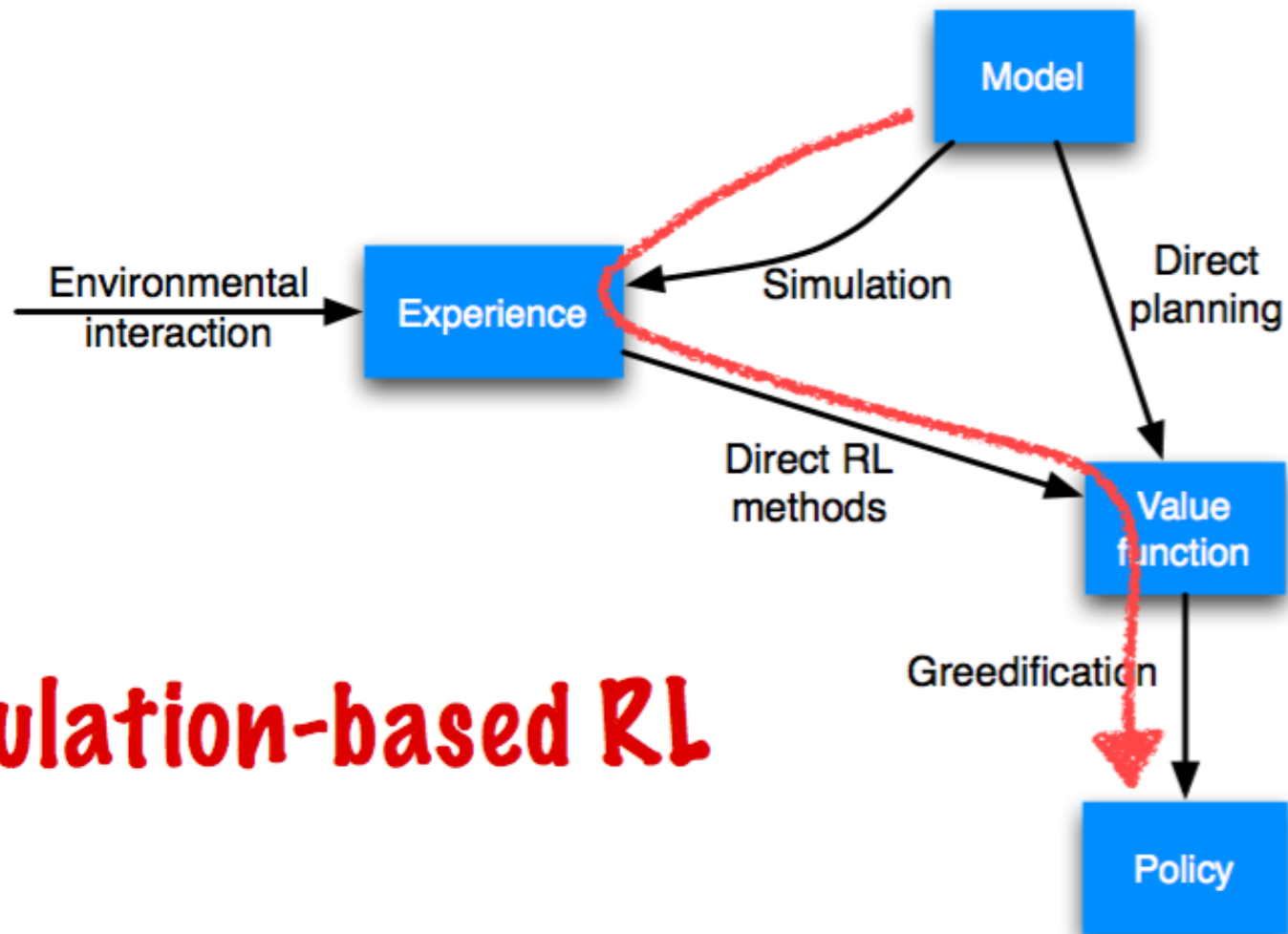
Summary

- ▶ MC has several advantages over DP:
 - Can learn directly from **interaction with environment**
 - No need for full models
 - Less harmed by violating Markov property (later in class)
- ▶ MC methods provide an alternate policy evaluation process
- ▶ One issue to watch for: maintaining **sufficient exploration**
 - Can learn directly from interaction with environment
- ▶ Looked at distinction between **on-policy** and **off-policy** methods
- ▶ Looked at **importance sampling** for off-policy learning
- ▶ Looked at distinction between **ordinary** and **weighted** IS

Paths to a Policy

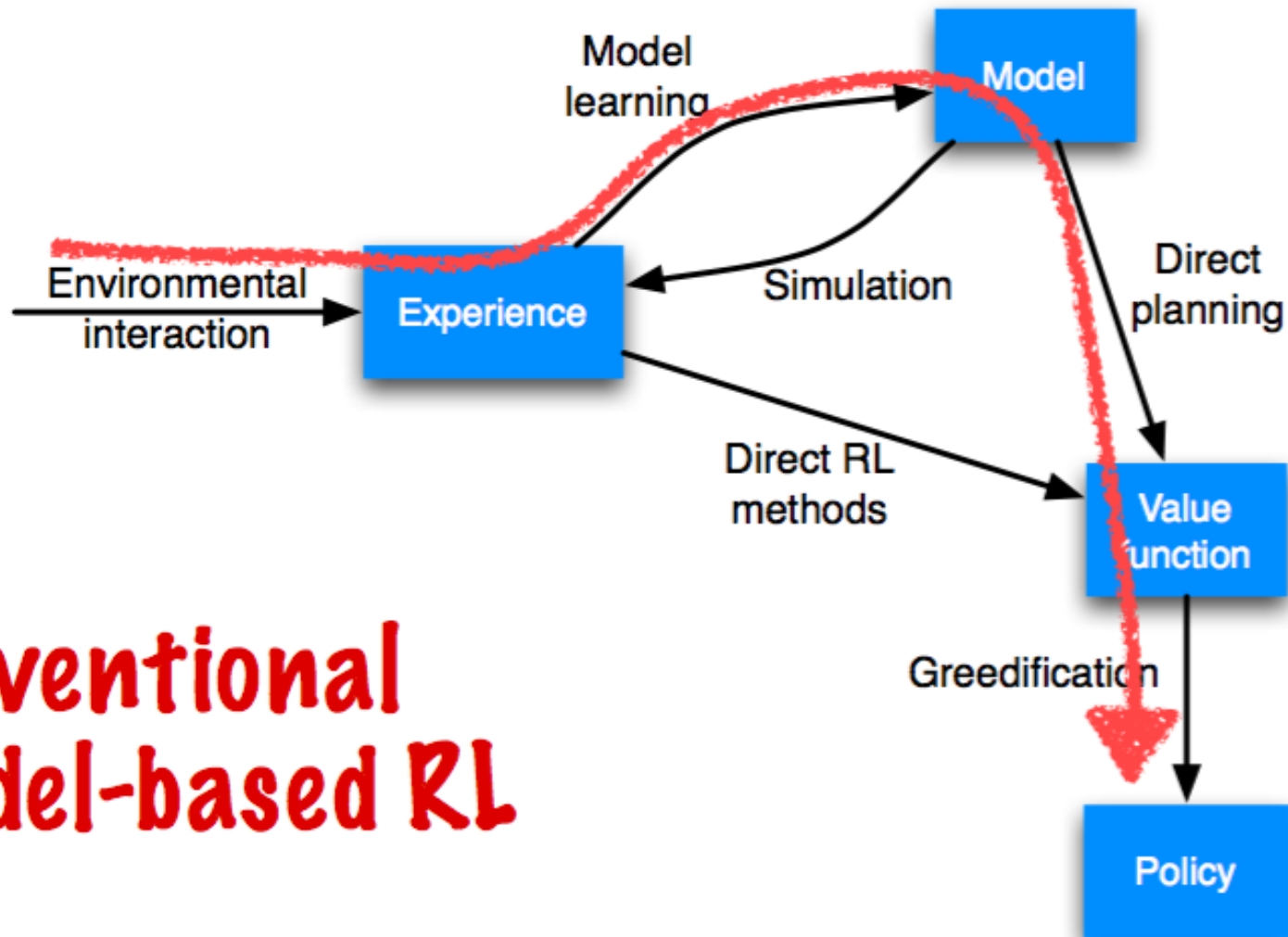


Paths to a Policy



Simulation-based RL

Paths to a Policy



**Conventional
Model-based RL**