

# Planning with Certainty

Seung-Hoon Na<sup>1</sup>

<sup>1</sup>Department of Computer Science  
Chonbuk National University

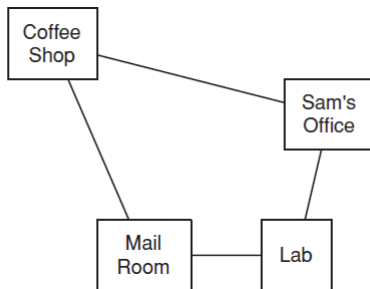
2018.10.07

- **Planning:** Finding a sequence of actions to achieve a goal
- Assumptions in this textbook
  - A single agent
  - Deterministic action with certainty: The agent's actions are deterministic and the agent can predict the consequences of its actions
  - No exogenous events beyond the control of the agent that change the state of the environment
  - Fully observable environment
  - Discrete time: Time progresses discretely from one state to the next
  - Goals are predicates of states that must be achieved

# State/Action/Goal representation

- A deterministic **action**: a partial function from states to states.
  - It is partial because not every action can be carried out in every state:  
Requires the precondition of an action
- The **precondition** of an action: specifies when the action can be carried out
- The **effect** of an action: specifies the resulting state

# Example: The delivery robot domain



## Features to describe states

*RLoc* – Rob's location

*RHC* – Rob has coffee

*SWC* – Sam wants coffee

*MW* – Mail is waiting

*RHM* – Rob has mail

## Actions

*mc* – move clockwise

*mcc* – move counterclockwise

*puc* – pickup coffee

*dc* – deliver coffee

*pum* – pickup mail

*dm* – deliver mail

# Example: The delivery robot domain

**Example 8.1** Consider a delivery robot world (page 30) with mail and coffee to deliver. Assume a simplified domain with four locations as shown in Figure 8.1. The robot, called Rob, can buy coffee at the coffee shop, pick up mail in the mail room, move, and deliver coffee and/or mail. Delivering the coffee to Sam's office will stop Sam from wanting coffee. There can be mail waiting at the mail room to be delivered to Sam's office. This domain is quite simple, yet it is rich enough to demonstrate many of the problems in representing actions and in planning.

The state can be described in terms of the following features:

- the robot's location ( $RLoc$ ), which is one of the coffee shop ( $cs$ ), Sam's office ( $off$ ), the mail room ( $mr$ ), or the laboratory ( $lab$ ).
- whether the robot has coffee ( $RHC$ ). Let  $rhc$  mean Rob has coffee and  $\overline{rhc}$  mean Rob does not have coffee.
- whether Sam wants coffee ( $SWC$ ). Let  $swc$  mean Sam wants coffee and  $\overline{swc}$  mean Sam does not want coffee.
- whether mail is waiting at the mail room ( $MW$ ). Let  $mw$  mean there is mail waiting and  $\overline{mw}$  mean there is no mail waiting.
- whether the robot is carrying the mail ( $RHM$ ). Let  $rh m$  mean Rob has mail, and  $\overline{rh m}$  mean Rob does not have mail.

## Example: The delivery robot domain (Cont.)

Suppose Rob has six actions:

- Rob can move clockwise (*mc*).
- Rob can move counterclockwise (*mcc*).
- Rob can pick up coffee if Rob is at the coffee shop. Let *puc* mean that Rob picks up coffee. The precondition of *puc* is  $\overline{rhc} \wedge RLoc = cs$ ; that is, Rob can pick up coffee in any state where its location is *cs*, and it is not already holding coffee. The effect of this action is to make *RHC* true. It does not affect the other features.
- Rob can deliver coffee if Rob is carrying coffee and is at Sam's office. Let *dc* mean that Rob delivers coffee. The precondition of *dc* is  $rhc \wedge RLoc = off$ . The effect of this action is to make *RHC* true and make *SWC* false.
- Rob can pick up mail if Rob is at the mail room and there is mail waiting there. Let *pum* mean Rob picks up the mail.
- Rob can deliver mail if Rob is carrying mail and at Sam's office. Let *dm* mean Rob delivers mail.

Assume that it is only possible for Rob to do one action at a time. We assume that a lower-level controller can implement these actions.

# Explicit state representation

- Explicitly enumerate the states, the actions that are possible for each action, and specify the resulting states for each state-action pair

State	Action	Resulting state
$s_1$	$act_3$	$s_7$
$s_1$	$act_5$	$s_8$
$s_7$	$act_{25}$	$s_{12}$
$s_8$	$act_{28}$	$s_{13}$
$s_{12}$	$act_{28}$	$s_{13}$
...		

- E.g.)

# Explicit state representation: Example

- $\langle lab, \neg rhc, swc, \neg mw, rhm \rangle?$
- $\langle lab, rhc, swc, mw, \neg rhm \rangle?$

The actions can be defined in terms of the state transitions:

State	Action	Resulting State
$\langle lab, \overline{rhc}, swc, \overline{mw}, rhm \rangle$	<i>mc</i>	$\langle mr, \overline{rhc}, swc, \overline{mw}, rhm \rangle$
$\langle lab, \overline{rhc}, swc, \overline{mw}, rhm \rangle$	<i>mcc</i>	$\langle off, \overline{rhc}, swc, \overline{mw}, rhm \rangle$
$\langle off, \overline{rhc}, swc, \overline{mw}, rhm \rangle$	<i>dm</i>	$\langle off, \overline{rhc}, swc, \overline{mw}, \overline{rhm} \rangle$
$\langle off, \overline{rhc}, swc, \overline{mw}, rhm \rangle$	<i>mcc</i>	$\langle cs, \overline{rhc}, swc, \overline{mw}, rhm \rangle$
$\langle off, \overline{rhc}, swc, \overline{mw}, rhm \rangle$	<i>mc</i>	$\langle lab, \overline{rhc}, swc, \overline{mw}, rhm \rangle$
...	...	...



# Explicit state representation: Limitation

- Usually too many states to represent, to acquire, and to reason with
- Small changes to the model mean a large change to the representation: Modeling another feature means changing the whole representation.
- Not represent the structure of states: usually much more structure and regularity in the effects of action
- $\Rightarrow$  an alternative: to model how the actions affect the features

# The STRIPS representation

- Divide the features that describe the state of the world into **primitive** and **derived** features
  - **Primitive feature**  $X$  has value  $v$  after action  $act$ 
    - if action  $act$  was possible and  $X = v$  is in the effect of  $act$ , or
    - if  $X$  is not mentioned in the effect of  $act$ , and  $X$  had value  $v$  immediately before  $act$
  - The values of **non-primitive features**: can be derived from the values of the primitive features for each time
- The **STRIPS representation** for an action:
  - The **precondition**: a set of assignments of values to features that must be true for the action to occur
    - Indicate the conjunction of the elements of the set
  - The **effect**: is a set of resulting assignments of values to those primitive features that change as the result of the action.
- The **STRIPS assumption** for the semantics: Most things are not affected by a single action
  - The values of all the primitive features not mentioned in the effects of the action stay unchanged.

# The STRIPS representation: Example

- Action *puc*: pick up coffee
  - precondition:  $\{cs, \neg rhc\}$
  - effect:  $\{rhc\}$
- Action *mc*: move clockwise
  - precondition:  $\{\}$ : always possible
  - effect (conditional effect):

$\{\neg off, cs\}$	if $RLoc = off$
$\{\neg lab, off\}$	if $RLoc = lab$
$\{\neg mr, lab\}$	if $RLoc = mr$
$\{\neg cs, mr\}$	if $RLoc = cs$
- Action *dc*: delivering coffee
  - precondition:  $\{off, rhc\}$
  - effect:  $\{\neg rhc, \neg swc\}$

# The STRIPS representation on conditional effects

- STRIPS cannot directly define **conditional effects**
  - A conditional effect: when the effect of an action depends on what is true initially
  - E.g.) move clockwise (*mc*)
- Conditional effects can be modeled by introducing new actions
  - E.g.) *mc\_cs*: move clockwise from coffee shop
  - E.g.) *mc\_off*: move clockwise from coffee office

# Feature-based representation for actions

- STRIPS: an action-centric representation
- A **feature-centric representation of actions** models:
  - the precondition of each action
  - for each feature, the feature values in the next state as a function of the feature values of the previous state and the action
- The **feature-centric representation of actions**:
  - Definite clauses: used to specify the value of each variable in the state resulting from an action
  - The bodies of clausal rules: consist of 1) propositions about the action carried out and 2) propositions about values of features in the previous state
- A **causal rule**: specifies when a feature get a new value
- A **frame rule**: specifies when a feature **keeps** its value

# Feature-based representation for actions

**Example 8.4** In Example 8.1 (page 350), Rob's location depends on its previous location and where it moved. Let  $RLoc'$  be the variable that specifies the location in the resulting state. The following rules specify the conditions under which Rob is at the coffee shop:

$$RLoc' = cs \leftarrow RLoc = off \wedge Act = mcc.$$

$$RLoc' = cs \leftarrow RLoc = mr \wedge Act = mc.$$

$$RLoc' = cs \leftarrow RLoc = cs \wedge Act \neq mcc \wedge Act \neq mc.$$

The first two rules are causal rules and the last rule is a frame rule.

Whether the robot has coffee in the resulting state depends on whether it has coffee in the previous state and its action:

$$rhc' \leftarrow rhc \wedge Act \neq dc.$$

$$rhc' \leftarrow Act = puc.$$

The first of these is a frame rule that specifies that the robot having coffee persists unless the robot delivers the coffee. The rule implicitly implies that the robot cannot drop the coffee or lose it, or it cannot be stolen. The second is the causal rule specifying that picking up the coffee causes the robot to have coffee in the next time step.

# STRIPS to Feature-based representation for Boolean features

- Suppose that  $Effects = \{e_1, \dots, e_k\}$ : the effect of an action  $act$
- The causal rules for  $e_i \in Effects$

$$e'_i \leftarrow act$$

- The frame rules where  $c$  does not involve a variable in  $Effects$

$$c' \leftarrow c \wedge act$$

where  $c \notin Variable(Effects)$  and  $Variable(Effects)$  is the set of all the variables used in  $Effects$

# Feature-based representation for actions: Conditional/non-local effects

- Feature-based representation allows for **conditional** and **non-local** effects
- E.g.) Non-local effects:
  - A rule that robot is dirty after every action that is not *wash*

$$robot\_dirty' \leftarrow \neg wash$$



# Initial states and goals

- The initial states: defined by specifying the value of each feature for the initial state
- The types of goals
  - An **achievement** goal: a proposition that must be true in the final state
  - A **maintenance** goal is a proposition that must be true in every state through which the agent passes. These are often **safety goals** — the goal of staying away from bad states
  - An **transient** goal: a proposition that must be achieved somewhere in the plan
  - An **resource** goal: the goal of minimizing some resource in the plan. For example, the goal may be to minimize fuel consumption or the time required to execute the plan

# STRIPS: Formal description

- $\mathcal{S}$ : a **first-order vocabulary** (predicate and function symbols)
- $\Sigma_{\mathcal{S}}$ : denotes the set of **ground atoms** over the signature (also called **facts** or **fluents**).
- $\Sigma_{\mathcal{S}, \mathbf{V}}$ : the set of atoms over  $\mathcal{S}$  using variable symbols from the set of variables  $\mathbf{V}$ .
- A **first-order STRIPS state**  $S$ : a subset of  $\Sigma_{\mathcal{S}}$  denoting a **complete theory** or **model** (under **closed world assumption**).
- A **planning task** (or **planning instance**):

$$\Pi = \langle \mathcal{S}, \mathbf{O}, \mathbf{I}, \mathbf{G} \rangle$$

where

- $\mathbf{O}$ : a set of **operators** (or **action types**, **STRIP action representation**)
- $\mathbf{I}$ : the **initial state**
- $\mathbf{G}$ : the **goal specification**

# STRIPS: Operators, actions & state change

- **Operator:**

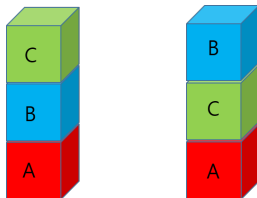
$$o = \langle para, pre, eff \rangle$$

where

- $para \subseteq \mathbf{V}$ ,  $pre \subseteq \Sigma_{S, \mathbf{V}}$ ,  $eff \subseteq \Sigma_{S, \mathbf{V}} \cup \neg \Sigma_{S, \mathbf{V}}$  (element-wise negation)
  - all variables in  $pre$  and  $eff$  are listed in  $para$ .
  - $pre(o)$ ,  $eff(o)$ : return  $pre$  and  $eff$ , respectively
  - $eff^+$ : positive effect literals
  - $eff^-$ : negative effect literals
- **Operator instance** or **action**: Operator with empty parameter list (instantiated schema!)
  - **State change** induced by action

$$apply(S, o) = \begin{cases} S \cup eff^+(o) - \neg eff^-(o) & \text{if } pre(o) \in S \text{ \& } \\ & eff(o) \text{ is cons} \\ \text{undefined} & \text{otherwise} \end{cases}$$

# STRIPS: Example - Block worlds



- Logical atoms:  $on(X, Y)$ ,  $ontable(X)$ ,  $clear(X)$ ,  $handempty$ ,  $holding(X)$
- Operators:  $pick\_up(X)$ ,  $put\_down(X)$ ,  $stack(X, Y)$ ,  $unstack(X, Y)$

# STRIPS: Example - Block worlds

- Pick-up: *pick\_up*
  - Parameters:  $(X)$
  - Precondition:  $clear(X), ontable(X), handempty$
  - Effect:  $\neg ontable(X), \neg clear(X), \neg handempty, holding(X)$
- Put-down: *put\_down*
  - Parameters:  $(X)$
  - Precondition:  $holding(X)$
  - Effect:  $\neg holding(X), clear(X), handempty, ontable(X)$
- Stack: *stack*
  - Parameters:  $(X, Y)$
  - Precondition:  $holding(X), clear(Y)$
  - Effect:  $\neg holding(X), \neg clear(Y), handempty, on(X, Y)$
- Unstack: *unstack*
  - Parameters:  $(X, Y)$
  - Precondition:  $handempty, clear(X), on(X, Y)$
  - Effect:  $holding(X), clear(Y), \neg clear(X), \neg handempty, \neg on(X, Y)$

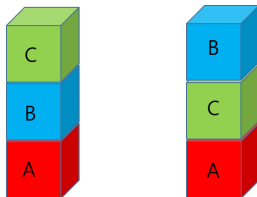
# STRIPS: Plans & Successful Executions

- A **plan**  $\Delta$ : a sequence of actions
- State resulting from **executing a plan**:

$$\begin{aligned} results(S, \langle \rangle) &= S \\ results(S, (o; \Delta)) &= \begin{cases} results(apply(S, o), \Delta) & \text{if } apply(S, o) \\ & \text{is defined} \\ \text{undefined} & \text{otherwise} \end{cases} \end{aligned}$$

- Plan  $\Delta$  is successful or solves a planning task: if  $results(I, \Delta)$  is defined and  $G \subseteq results(I, \Delta)$ .

# STRIPS: Plans & Successful Executions - Example



- Initial state **I**:

$$I = \left\{ \begin{array}{l} \text{handempty}, \text{ontable}(a), \text{on}(b, a) \\ \text{on}(c, a), \text{clear}(C) \end{array} \right\}$$

- Goal **G**:

$$G = \{ \text{on}(b, c), \text{on}(c, a) \}$$

- Successful plan  $\Delta$ :

$$\Delta = \left\langle \begin{array}{l} \text{unstack}(b, c), \text{put\_down}(c), \text{unstack}(b, a), \text{put\_down}(b), \\ \text{pick\_up}(c), \text{stack}(c, a), \text{pick\_up}(b), \text{stack}(b, c) \end{array} \right\rangle$$

# PDDL: The Planning Domain Description Language

- Standard encoding language for classical planning tasks
- Components of a PDDL planning task
  - **Objects**: Things in the world that interest us.
  - **Predicates**: Properties of objects that we are interested in; can be true or false
  - **Initial state**: The state of the world that we start in.
  - **Goal specification**: Things that we want to be true.
  - **Actions/Operators**: Ways of changing the state of the world.



# PDDL: Blocks world - Domain file

```
(define (domain blocksworld)
  (:requirements :strips :typing)
  (:types block)
  (:predicates (on ?x - block ?y - block)
               (ontable ?x - block)
               (clear ?x - block)
               (handempty)
               (holding ?x - block)
               )

  (:action pick-up
    :parameters (?x - block)
    :precondition (and (clear ?x) (ontable
                        ?x) (handempty))
    :effect
    (and (not (ontable ?x))
         (not (clear ?x))
         (not (handempty))
         (holding ?x)))

  (:action put-down
    :parameters (?x - block)
    :precondition (holding ?x)
    :effect
```

# PDDL: Blocks world - Problem file

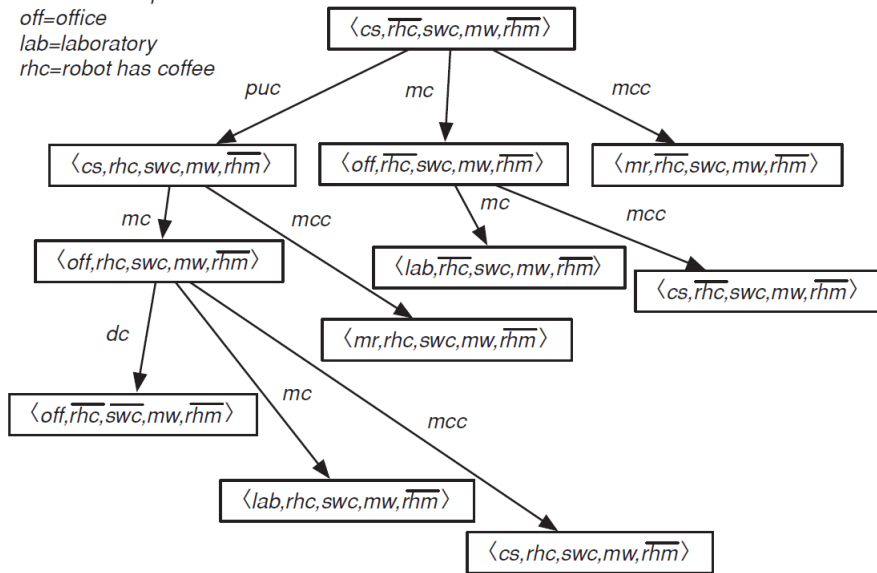
```
(define (problem BW)
  (:domain blocksworld)
  (:objects A B C - block)
  (:init
    (handempty)
    (ontable A)
    (on B A)
    (on C B)
    (clear C)
  )
  (:goal
    (and
      (on B C)
      (on C A))
  )
)
```

# Forward planning

- A forward planner: treats the planning problem as a path planning problem in the **state-space graph**
- State-space graph:
  - *Nodes*: states of the world, where a state is a total assignment of a value to each feature
  - *Arcs*: correspond to actions, i.e., the labeled arc  $(s, s', act)$  from node  $s$  to  $s'$  labeled with action  $act$  means that  $act$  is possible  $s$  and  $s' = apply(s, act)$
  - *State node*: the initial state
  - *Goal condition* for the search,  $goal(s)$ , is true: if state  $s$  satisfies the achievement goal
  - *Path*: corresponds to a plan that achieves the goal
- Search algorithm: A\* with multiple-path pruning or depth-first branch-and-bound

# Forward planning: Example on feature-based representation

*cs=coffee shop*  
*off=office*  
*lab=laboratory*  
*rhc=robot has coffee*



# Forward planning: Example

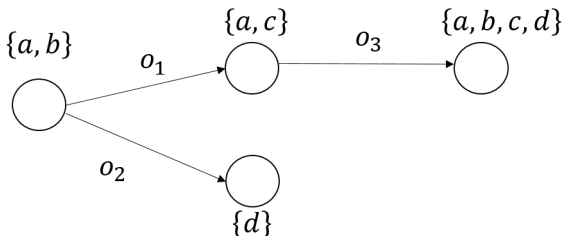
- Suppose that states are described under the closed world assumption

$$\mathcal{S} = \{a, b, c, d\}$$

$$\mathbf{O} = \left\langle \begin{array}{l} o_1 = \langle \emptyset, \{a, b\}, \{\neg b, c\} \rangle, \\ o_2 = \langle \emptyset, \{a, b\}, \{\neg a, \neg b, d\} \rangle, \\ o_3 = \langle \emptyset, \{c\}, \{b, d\} \rangle \end{array} \right\rangle$$

$$\mathbf{I} = \{a, b\}$$

$$\mathbf{G} = \{b, d\}$$



# Forward planning: Delivery Robot Example

$$\begin{aligned} S &= \{cs, off, lab, mr, swc, rhc, mw, rhm\} \\ O &= \left\{ \begin{array}{l} puc = \langle \emptyset, \{cs, \neg rhc\}, \{rhc\} \rangle, \\ dc = \langle \emptyset, \{off, rhc\}, \{\neg rhc, \neg swc\} \rangle, \\ pum = \langle \emptyset, \{mr, \neg rhm\}, \{rhm\} \rangle \\ dm = \langle \emptyset, \{off, rhm\}, \{\neg rhm, \neg mw\} \rangle \\ mc = \langle \dots \rangle \\ mcc = \langle \dots \rangle \end{array} \right\} \\ I &= \{cs, \neg rhc, swc, mw, \neg rhm\} \\ G &= \{\neg swc, \neg mw\} \end{aligned}$$

# Forward planning: Heuristic - Delivery Robot Example

- A heuristic function for a state: an estimate of the cost of solving the goal from the state
- Suppose that all actions have a cost of 1
- An admissible heuristic function is a maximum of
  - a distance from the robot location in the state  $s$  to the goal location
  - a distance from the robot's location in the state  $s$  to the coffee shop plus three

# Forward planning: State representation

- a **complete world description**: an assignment of a value to each primitive proposition or as a proposition that defines the state, or
  - involves computing a whole new world description for each world created
- a **path from an initial state**; the sequence of actions that were used to reach that state from the initial state.
  - what holds in a state can be deduced from the axioms that specify the effects of actions.
  - involves computing what holds in a state as needed
  - save on space and allow faster creation of a new node
  - be slower to determine what actually holds in any given world



# Regression planning

- Search in a different search space where the nodes are not states but rather are subgoals to be achieved
- Regression planning: searching in the graph defined by:
  - *Nodes*: subgoals
  - *Arcs*: correspond to actions. In particular, an arc from node  $g$  to  $g'$ , labeled with action  $act$ , means:
    - $act$ : the last action that is carried out before subgoal  $g$  is achieved
    - node  $g'$ : a subgoal that must be true immediately before  $act$  so that  $g$  is true immediately after  $act$
  - *Start node*: the planning goal to be achieved
  - *Goal condition* for the search,  $goal(g)$ , is true: if  $g$  is true of the initial state

# Regression planning

- Consider the subgoal  $g = \{X_1 = v_1, \dots, X_n = v_n\}$
- $act$  is **useful** or **relevant** for solving  $g$ :  $act$  achieves part of  $g$ 
  - $\exists i \langle X_i = v_i \rangle \in effects(act)$ :
    - if there exists  $i$  such that  $X_i = v_i$  is an effect of action  $act$
  - $neighbor(g; act) = precondition(act) \cup (g \setminus effects(act))$ :
    - $neighbor(g; act)$  is the neighbor of subgoal  $g$  on the arc labeled with  $act$
- $act$  is **possible**: it is possible for  $act$  to be carried out and for  $g$  to be true immediately after  $act$ , so if
  - No conflict in  $g \cup effects(act)$ :
    - for each  $X_j = v_j \in g$ , there is no effect  $X_j = v'_j$  of  $act$  where  $v'_j \neq v_j$
  - No conflict in  $neighbor(g; act) = precondition(act) \cup (g \setminus effects(act))$ :
    - $neighbor(g; act)$  does not include two different assignments to any feature

# Regression planning: Simplified Delivery Robot Example

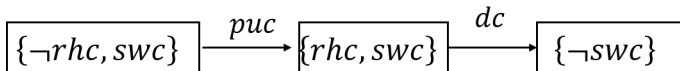
- No need to explicitly move to other places (automatically move)

$$\mathcal{S} = \{swc, rhc, mw, rhm\}$$

$$\mathcal{O} = \left\{ \begin{array}{l} puc = \langle \emptyset, \{\neg rhc\}, \{rhc\} \rangle, \\ dc = \langle \emptyset, \{rhc, swc\}, \{\neg rhc, \neg swc\} \rangle, \\ pum = \langle \emptyset, \{\neg rhm\}, \{rhm\} \rangle \\ dm = \langle \emptyset, \{rhm\}, \{\neg rhm, \neg mw\} \rangle \end{array} \right\}$$

$$\mathcal{I} = \{\neg rhc, swc\}$$

$$\mathcal{G} = \{\neg swc\}$$



# Regression planning: Delivery Robot Example

**Example 8.9** Suppose the goal is to achieve  $\overline{swc}$ . The start node is  $[\overline{swc}]$ . If this is true in the initial state, the planner stops. If not, it chooses an action that achieves  $\overline{swc}$ . In this case, there is only one:  $dc$ . The preconditions of  $dc$  are  $off \wedge rhc$ . Thus, there is one arc:

$\langle [\overline{swc}], [off, rhc] \rangle$  labeled with  $dc$ .

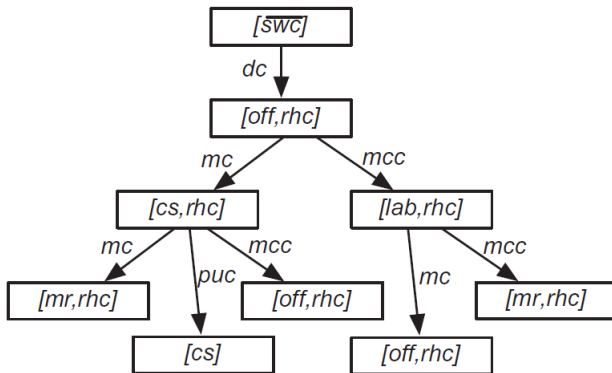
Consider the node  $[off, rhc]$ . There are two actions that can achieve  $off$ , namely  $mc$  from  $cs$  and  $mcc$  from  $lab$ . There is one action that can achieve  $rhc$ , namely  $puc$ . However,  $puc$  has as a precondition  $cs \wedge \overline{rhc}$ , but  $cs$  and  $off$  are inconsistent (because they involve different assignments to the variable  $RLoc$ ). Thus,  $puc$  is not a possible last action; it is not possible that, immediately after  $puc$ , the condition  $[off, rhc]$  holds.

Figure 8.3 shows the first two levels of the search space (without multipath pruning or loop detection). Note that the search space is the same no matter what the initial state is. The starting state has two roles, first as a stopping criterion and second as a source of heuristics.

# Regression planning: Delivery Robot Example (Cont.)

$$\begin{aligned} S &= \{cs, off, lab, mr, swc, rhc, mw, rhm\} \\ O &= \left\{ \begin{array}{l} puc = \langle \emptyset, \{cs, \neg rhc\}, \{rhc\} \rangle, \\ dc = \langle \emptyset, \{off, rhc\}, \{\neg rhc, \neg swc\} \rangle, \\ pum = \langle \emptyset, \{mr, \neg rhm\}, \{rhm\} \rangle \\ dm = \langle \emptyset, \{off, rhm\}, \{\neg rhm, \neg mw\} \rangle \\ mc = \langle \dots \rangle \\ mcc = \langle \dots \rangle \end{array} \right\} \\ I &= \{off, \neg rhc\} \\ G &= \{\neg swc\} \end{aligned}$$

# Regression planning: Delivery Robot Example (Cont.)



# Regression planning for feature-based representation

- Consider the subgoal  $g = \{X_1 = v_1, \dots, X_n = v_n\}$
- An action  $act$  is **useful** or **relevant**: if there is a causal rule that achieves  $X_i = v_i$  for some  $i$ , using action  $act$
- The **neighbor** of the node along the labeled arc with action  $act$ :

$$precondition(act) \wedge body(X_1 = v_1, act) \wedge \dots \wedge body(X_n = v_n, act)$$

where  $body(X_i = v_i, act)$  is the set of assignments of variables in the body of a rule that specifies when  $X_i = v_i$  is true immediately after  $act$ .

# Regression planning for feature-based representation: Example

- Suppose that  $g = \{RLoc = off, SWC = false\}$

$$RLoc' = off \leftarrow RLoc = cs \wedge Act = mc$$

$$SWC' = false \leftarrow SWC = true \wedge RLoc = off \wedge RHC = true \\ \wedge Act = dc$$

$$RHC' = true \leftarrow RHC = true \wedge Act \neq dc$$

$$SWC' = true \leftarrow SWC = true \wedge Act \neq dc$$

- Then,  $dc$  is useful for  $g$ , because  $SWC = false$  is achieved by  $dc$
- For each assignment  $X_i = v_i \in g$ ,  $body(X_i = v_i, dc)$ :

$$body(RLoc = off, dc) = \{RLoc = off\}$$

$$body(SWC = false, dc) = \{SWC = true\}$$

- Since  $precondition(dc) = \{RHC = true\}$ , the neighbor of  $g$  with  $dc$ :

$$g' = neighbor(g, dc) = \{RLoc = off, SWC = true, RHC = true\}$$



# Regression planning for feature-based representation: Example (Cont.)

- Now,  $mc$  is useful for  $g'$ , because  $RLoc = off$  is achieved by  $mc$
- For each assignment  $X_i = v_i \in g'$ ,  $body(X_i = v_i, mc)$ :

$$body(RLoc = off, mc) = \{RLoc = cs\}$$

$$body(SWC = true, mc) = \{SWC = true\}$$

$$body(RHC = true, mc) = \{RHC = true\}$$

- Since  $precondition(mc) = \emptyset$ , the neighbor of  $g'$  with  $mc$ :

$$g'' = neighbor(g', mc) = \{RLoc = cs, SWC = true, RHC = true\}$$

# Planning as CSP

- Suppose that the **horizon** is  $k$ , the number of time steps for planing
- CSP consists of
  - Variables:
    - A **state variable** for each feature and each time from 0 to  $k$ : Given  $n$  features,  $n \times (k + 1)$  state variables

$RLoc_0, \dots, RLoc_k$

$RHC_0, \dots, RHC_k$

$SWC_0, \dots, SWC_k$

$MW_0, \dots, MW_k$

$RHM_0, \dots, RHM_k$

- A **action variable**,  $Action_t$ , for each time  $t$  in  $0 \leq t \leq k - 1$

$Action_0, \dots, Action_k$

# Planning as CSP

- CSP consists of
  - Constraints:
    - A **precondition constraint** for  $(S_t, Action_t)$ : constrains what actions are legal at time  $t$
    - An **effect constraint** for  $(Action_t, S_{t+1})$ : constrains the values of a state variable that is a direct effect of the action
    - A **frame constraint** for  $(S_t, Action_t, S_{t+1})$ : specifies when the variable that does not change as a result of an action has the same value before and after the action
    - An **initial-state constraint**: constraints a variable on  $S_0$ .
    - A **goal constraint**: constraints the final state to be a state that satisfies the achievement goal.
    - A **state constraint**: a constraint among variables at the same time step, such as 1) physical constraints on the state or 2) forbid the violating states

# Planning as CSP for STRIPS

- Suppose that  $A$  is an action to consider
- For  $Var = v \in precondition(A)$ , there is a precondition constraint:

$$Var_t = v \leftarrow Action_t = A$$

which is violated when  $\neg(Var_t = v \wedge Action_t = A)$

- For  $Var = v \in effects(A)$ , there is an effect constraint:

$$Var_{t+1} = v \leftarrow Action_t = A$$

which is violated when  $\neg(Var_{t+1} = v \wedge Action_t = A)$

- For each  $Var$ , there is a frame constraint, where  $As$  is the set of actions  $As = \{a \mid Var \in effects(a)\}$

$$Var_{t+1} = Var_t \leftarrow Action_t \notin As$$

which specifies that  $Var$  has the same value before and after any action that does not affect  $Var$

# Planning as CSP: Delivery Robot Example

- **Precondition constraint:**

- E.g.)  $preconditions(dc): \{RLoc = off, rhc\}$

$$RLoc_t = office \leftarrow Action_t = dc$$

$$RHC_t = true \leftarrow Action_t = dc$$

- **Effect constraint:**

- E.g.)  $effects(dc): \{\neg rhc, \neg swc\}$

$$RHC_{t+1} = false \leftarrow Action_t = dc$$

$$SWC_{t+1} = false \leftarrow Action_t = dc$$

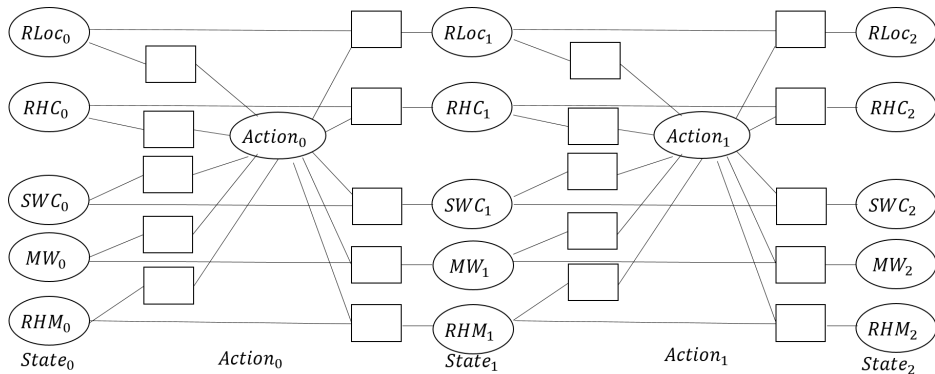
- **Frame constraint:**

- E.g.)  $rhm$ : not one of the effects of delivering coffee ( $dc$ )

$$RHM_{t+1} = RHM_t \leftarrow Action_t = dc \tag{1}$$

which is violated when  $RHM_{t+1} \neq RHM_t \wedge Act_t = dc$

# Planning as CSP: Delivery Robot Example



# Planning as CSP: Delivery Robot Example

- The initial-state constraint:  $SWC_0 = true$  and  $RHC_0 = false$
- With a planning horizon of 2, the goal is represented as the domain constraint  $SWC_2 = false$ : There is no solution
- With a planning horizon of 3, the goal is represented as the domain constraint  $SWC_3 = false$ 
  - Many solutions exist. All includes  
 $RLoc_0 = cs, Action_0 = puc, Action_1 = mc, Action_2 = dc$

- **Factored representation of actions:** Describing the actions in terms of features is useful for the CSP representation
- **Action features:** the features representing actions
  - Can be considered as actions in themselves that are carried out in the same time step
- **State features:** the features representing states
- **Action constraints** or **mutex constraints:** an extra set of constraints that specify which action features cannot co-occur

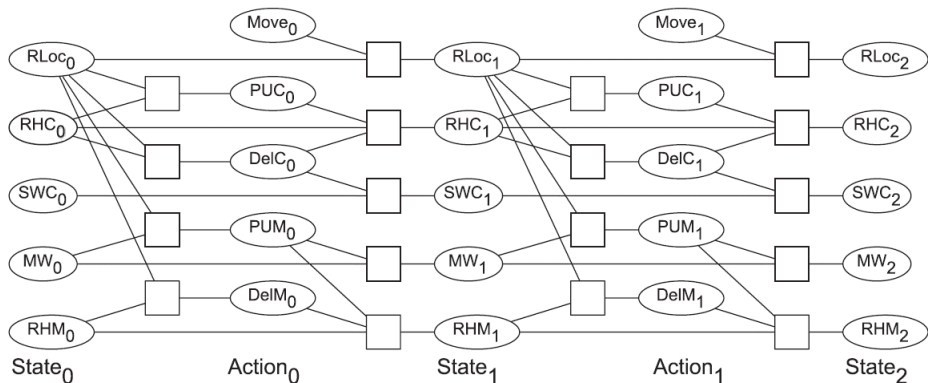


# Planning as CSP: Factored representation of actions - Example

- *PUC*: a Boolean variable that is true when Rob picks up coffee
- *DelC*: a Boolean variable that is true when Rob delivers coffee
- *PUM*: a Boolean variable that is true when Rob picks up mail
- *DelM*: a Boolean variable that is true when Rob delivers mail
- *Move*: a variable with domain  $\{mc, mcc, nm\}$

# Planning as CSP: Factored representation of actions - Example (Cont.)

- The CSP planner for a planning horizon of  $k = 2$



# Planning as CSP: Factored representation of actions - Example)

**Example 8.13** Consider finding a plan to get Sam coffee, with a planning horizon of 2.

Initially, Sam wants coffee but the robot does not have coffee. This can be represented as two domain constraints: one on  $SWC_0$  and one on  $RHC_0$ . The goal is that Sam no longer wants coffee. This can be represented as the domain constraint  $SWC_2 = false$ .

Just running arc consistency on this network results in  $RLoc_0 = cs$  (the robot has to start in the coffee shop),  $PUC_0 = true$  (the robot has to pick up coffee initially),  $Move_0 = mc$  (the robot has to move to the office), and  $DC_1 = true$  (the robot has to deliver coffee at time 1).

- With factored actions, the problem can be solved with a horizon of 2
- However, without factored actions, the problem cannot be solved with a horizon of 2, instead requiring a horizon of 3

# Partial-order planning

- A **partial-order planner**: maintains a partial ordering between actions and only commits to an ordering between actions when forced
- An **action instance**:  $act\#i$  a pair of an action and an integer
- A **partial-order plan**: a set of action instances together with a partial ordering between them, representing a “before” relation on action instances
  - $act_0 < act_1$ : if  $act_0$  is before action instance  $act_1$  in the partial ordering
- *start*: the special action instance that achieves the relations that are true in the initial state
- *finish*: the special action instance whose precondition is the goal to be solved
- A **causal link**: a triple  $\langle act_0, P, act_1 \rangle$ , where  $act_0$  and  $act_1$  are action instances,  $P$  is a  $Var = val$  assignment that is in the precondition of  $act_1$ , and in the effect of  $act_0$ :

$$P = (Val = val) \in preconditions(act_1) \cap effects(act_0)$$

# Partial-order planning

- Begin with the action instances *start* and *finish* and the partial order  $start < finish$
- Maintain *Agenda*, a set of  $\langle P, A \rangle$  pairs:
  - *A*: an action instance in the plan
  - *P*: a variable-value assignment that is a precondition of *A* that remains to be achieved
- Initially,  $Agenda = \{ \langle G, finish \rangle : G \in Gs \}$
- At each stage, choose a pair  $\langle P, act_1 \rangle$
- Then, choose an action instance  $act_0$  to achieve *P*
  - Add  $act_0 \# j$  with unique integer *j* in the plan:  
 $Actions = Actions \cup \{act_0 \# j\}$
- Add a causal link  $\langle act_0 \# j, P, act_1 \rangle$  to *CausalLinks*
  - With the constraint: Any action in the plan that makes *P* false must happen either before  $act_0 \# j$  or  $act_1$
- Add all the preconditions of  $act_0$  to *Agenda*
- Process continues until *Agenda* is empty

# Partial-order planning

- 1: **non-deterministic procedure** *PartialOrderPlanner*(Gs)
- 2:     **Inputs**
- 3:         Gs: set of atomic propositions to achieve
- 4:     **Output**
- 5:         linear plan to achieve Gs
- 6:     **Local**
- 7:         *Agenda*: set of  $\langle P, A \rangle$  pairs where  $P$  is atom and  $A$  an action
- 8:         *Actions*: set of actions in the current plan
- 9:         *Constraints*: set of temporal constraints on actions
- 10:        *CausalLinks*: set of  $\langle act_0, P, act_1 \rangle$  triples
- 11:        *Agenda* :=  $\{ \langle G, finish \rangle : G \in Gs \}$
- 12:        *Actions* :=  $\{ start, finish \}$
- 13:        *Constraints* :=  $\{ start < finish \}$
- 14:        *CausalLinks* :=  $\{ \}$

# Partial-order planning

```
15:  repeat
16:      select and remove  $\langle G, act_1 \rangle$  from Agenda
17:  either
18:      choose  $act_0 \in Actions$  such that  $act_0$  achieves  $G$ 
19:  Or
20:      choose  $act_0 \notin Actions$  such that  $act_0$  achieves  $G$ 
21:       $Actions := Actions \cup \{act_0\}$ 
22:       $Constraints := add\_const(start < act_0, Constraints)$ 
23:      for each  $CL \in CausalLinks$  do
24:           $Constraints := protect(CL, act_0, Constraints)$ 
25:           $Agenda := Agenda \cup \{\langle P, act_0 \rangle : P \text{ is a precondition of } act_0\}$ 
26:       $Constraints := add\_const(act_0 < act_1, Constraints)$ 
27:       $CausalLinks := CausalLinks \cup \{\langle act_0, G, act_1 \rangle\}$ 
28:      for each  $A \in Actions$  do
29:           $Constraints := protect(\langle act_0, G, act_1 \rangle, A, Constraints)$ 
30:  until  $Agenda = \{\}$ 
31:  return total ordering of Actions consistent with Constraints
```

- $add\_const(A_0 < A_1, Constraints)$ : return the constraints that add the constraint  $A_0 < A_1$  to  $Constraints$ , and it fails if  $A_0 < A_1$  is incompatible with  $Constraints$
- $protect(\langle A_0, P, A_1 \rangle, A, Constraints)$ : checks whether  $A \neq A_0$ ,  $A \neq A_1$ , and the effect of  $A$  is inconsistent with  $P$ . If so, either  $A < A_0$  or  $A_1 < A$  is added to  $Constraints$



# Partial-order planning - Example

- Goal:  $\neg swc \wedge \neg mw$
- Initial state:  $RLoc = lab, swc, \neg rhc, mw, \neg rhm$
- Initially, the agenda is

$$Agenda = \{ \langle \neg swc, finish \rangle, \langle \neg mw, finish \rangle \}$$

- Choose  $\langle \neg swc, finish \rangle$ , and select  $dc$  to achieve  $\neg swc$  with the preconditions  $off$  and  $rhc$ . Then,

$$Agenda = \{ \langle off, dc\#6 \rangle, \langle rhc, dc\#6 \rangle, \langle \neg mw, finish \rangle \}$$

$$Constraints = \{ start < finish, start < dc\#6, dc\#6 < finish \}$$

$$CausalLinks = \{ \langle dc\#6, \neg swc, finish \rangle \}$$

- Choose  $\langle \neg mw, finish \rangle$ , and select  $pum$  with the preconditions  $mw$  and  $RLoc = mr$ . Then,

$$Agenda = Agenda \cup \{ \langle mw, pum\#7 \rangle, \langle mr, pum\#7 \rangle \} \quad (2)$$

$$CausalLinks = CausalLinks \cup \{ \langle pum\#7, \neg mw, finish \rangle \}$$

# Partial-order planning - Example

- Choose  $\langle mw, pum\#7 \rangle$ , and select *start*,

$Agenda = Agenda$

$CausalLinks = CausalLinks \cup \{ \langle start, mw, pum\#7 \rangle \}$

- Choose  $\langle off, dc\#6 \rangle$ . Two actions to achieve *off* are *mc\_cs* with preconditions, and *mcc\_lab* with preconditions *lab*. Suppose that *mc\_cs* is chosen. Then,

$CausalLinks = CausalLinks \cup \{ \langle mc\_cs\#9, off, dc\#6 \rangle \}$

- Now, choose  $\langle mr, pum\#7 \rangle$ . But, a **move action** such as *mc\_lab* will **violate the causal link**  $\langle mc\_cs\#9, off, dc\#6 \rangle$ , because *mc\_lab* means  $\neg off$ . So, the move action must happen after *dc#6* or before *mc\_cs#9*
- Eventually, the algorithm finds a plan of action instances, such as:  
*start; mc\_lab#15; pum#7; mc\_mr#40; puc#11; mc\_cs#9; dc#6; finish*

# Partial-order planning - Example

**Example 8.14** Consider the goal  $\overline{swc} \wedge \overline{mw}$ , where the initial state contains  $RLoc = lab, swc, rhc, mw, rhm$ .

Initially the agenda is

$$\langle \overline{swc}, finish \rangle, \langle \overline{mw}, finish \rangle.$$

Suppose  $\langle \overline{swc}, finish \rangle$  is selected and removed from the agenda. One action exists that can achieve  $\overline{swc}$ , namely deliver coffee,  $dc$ , with preconditions  $off$  and  $rhc$ . At the end of the **repeat** loop, *Agenda* contains

$$\langle off, dc \rangle, \langle rhc, dc \rangle, \langle \overline{mw}, finish \rangle.$$

*Constraints* is  $\{start < finish, start < dc, dc < finish\}$ . There is one causal link,  $\langle dc, \overline{swc}, finish \rangle$ . This causal link means that no action that undoes  $\overline{swc}$  is allowed to happen after  $dc$  and before  $finish$ .

Suppose  $\langle \overline{mw}, finish \rangle$  is selected from the agenda. One action exists that can achieve this,  $pum$ , with preconditions  $mw$  and  $RLoc = mr$ . The causal link  $\langle pum, \overline{mw}, finish \rangle$  is added to the set of causal links;  $\langle mw, pum \rangle$  and  $\langle mr, pum \rangle$  are added to the agenda.

## Partial-order planning - Example (Cont.)

Suppose  $\langle mw, pum \rangle$  is selected from the agenda. The action *start* achieves *mw*, because *mw* is true initially. The causal link  $\langle start, mw, pum \rangle$  is added to the set of causal links. Nothing is added to the agenda.

At this stage, there is no ordering imposed between *dc* and *pum*.

Suppose  $\langle off, dc \rangle$  is removed from the agenda. There are two actions that can achieve *off*: *mc\_cs* with preconditions *cs*, and *mcc\_lab* with preconditions *lab*. The algorithm searches over these choices. Suppose it chooses *mc\_cs*. Then the causal link  $\langle mc\_cs, off, dc \rangle$  is added.

The first violation of a causal link occurs when a move action is used to achieve  $\langle mr, pum \rangle$ . This action violates the causal link  $\langle mc\_cs, off, dc \rangle$ , and so must happen after *dc* (the robot goes to the mail room after delivering coffee) or before *mc\_cs*.