

Recurrent Neural Networks and Natural Language Processing: 순환 신경망 & 자연언어처리

2019.10.8

Seung-Hoon Na

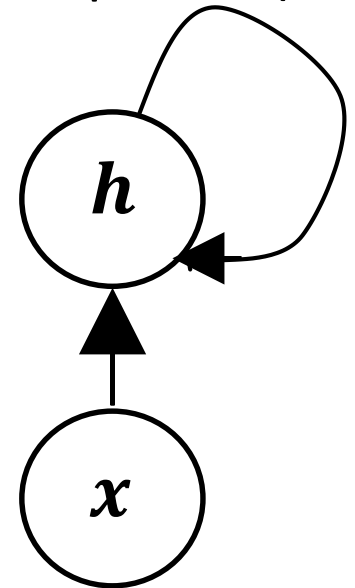
Chonbuk National University

Contents

- Recurrent neural networks
 - Classical RNN
 - LSTM
 - Recurrent language model
 - Sequence labelling
 - Neural encoder-decoder
 - Memory augmented neural networks
- Deep learning for NLP
 - Introduction to NLP
 - Word embedding
 - ELMo, BERT: Contextualized word embedding
- Summary

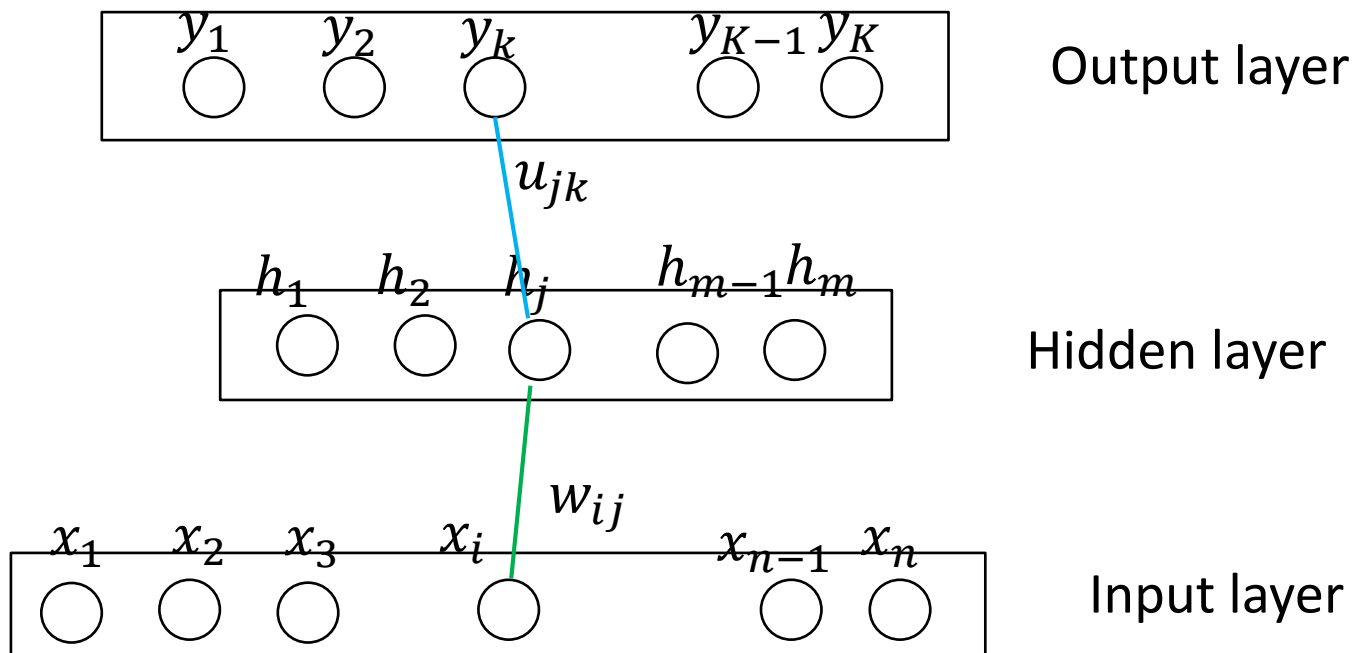
Neural Network: Two types

- Feedforward neural networks (FNN)
 - = Deep feedforward networks = multilayer perceptrons (MLP)
 - No **feedback** connections
 - information flows: $x \rightarrow f(x) \rightarrow y$
 - Represented by a **directed acyclic graph**
- Recurrent neural networks (RNN)
 - Feedback connections are included
 - Long short term memory (LSTM)
 - Recently, RNNs using **explicit memories** like Neural Turing machine (NTM) are extensively studied
 - Represented by a **cyclic graph**

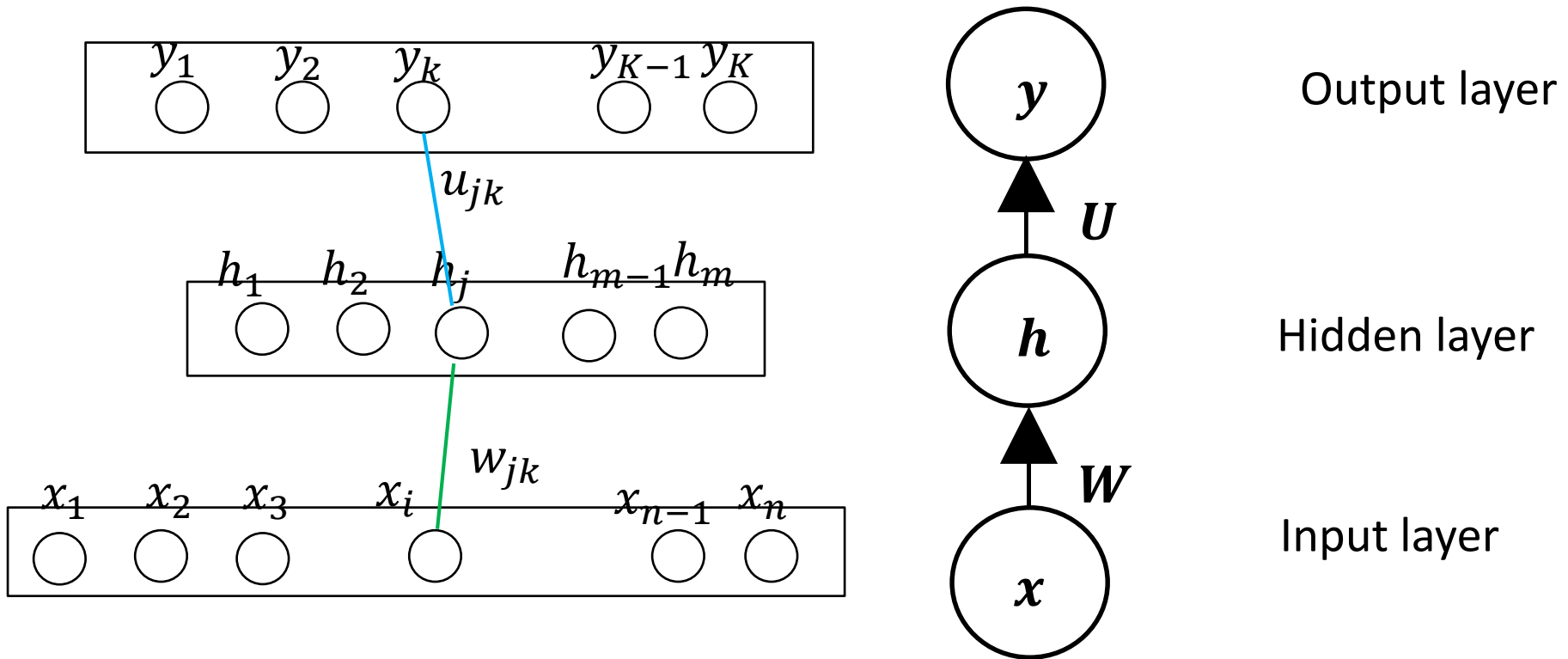


FNN: Notation

- For simplicity, a network has single hidden layer only
 - y_k : k-th output unit, h_j : j-th hidden unit, x_i : i-th input
 - u_{jk} : weight b/w j-th hidden and k-th output
 - w_{ij} : weight b/w i-th input and j-th hidden
 - Bias terms are also contained in weights



FNN: Matrix Notation



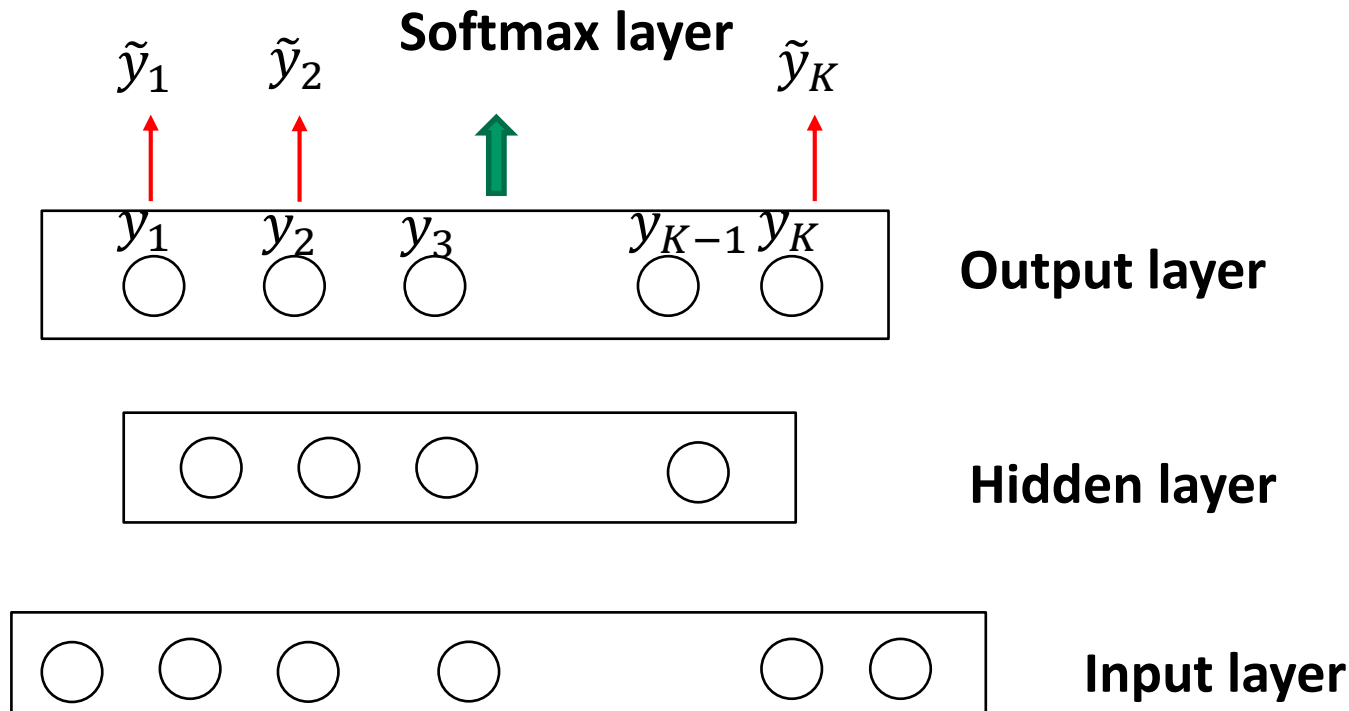
$$\mathbf{y} = f(\mathbf{U}g(\mathbf{W}\mathbf{x}))$$

for explicit bias terms $\mathbf{y} = f(\mathbf{U}g(\mathbf{W}\mathbf{x} + \mathbf{b}) + \mathbf{d})$

Typical Setting for Classification

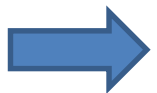
$$\tilde{y}_i = \frac{\exp(y_i)}{\sum \exp(y_t)}$$

- K : the number of labels
- Input layer: Input values (raw features)
- Output layer: **Scores** of labels
- **Softmax layer**: Normalization of output values
 - Scores are transformed to probabilities of



Recurrent neural networks

- A family of neural networks for processing **sequential data**
- Specialized for processing a sequence of values
 - $\mathbf{x}^{(1)}, \mathbf{x}^{(2)}, \dots, \mathbf{x}^{(\tau)}$
- Use **parameter sharing** across time steps
 - “I went to Nepal in 2009”
 - “In 2009, I went to Nepal”



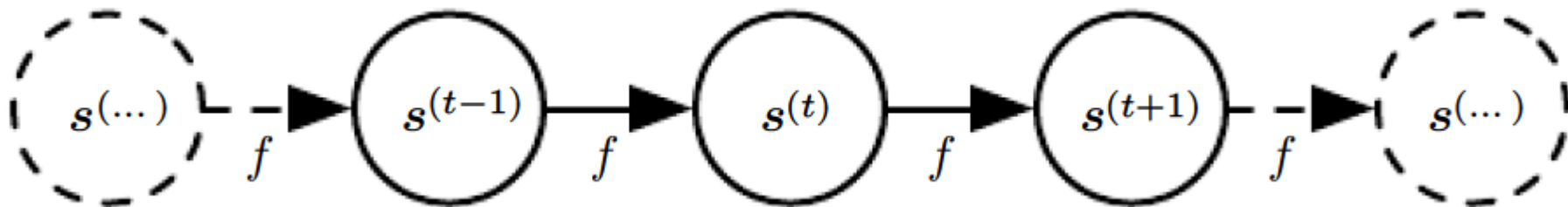
Traditional nets need to learn all of the rules of the language **separately at each position** in the sentence

RNN as a Dynamical System

- The classical form of a dynamical system takes:

$$\mathbf{s}^{(t)} = f(\mathbf{s}^{(t-1)}; \boldsymbol{\theta})$$

- $\mathbf{s}^{(t)}$: the state of the system
- Unfolding the equation \rightarrow Directed acyclic computational graph
 - $\mathbf{s}^{(2)} = f(\mathbf{s}^{(2)}; \boldsymbol{\theta}) = f(f(\mathbf{s}^{(1)}; \boldsymbol{\theta}); \boldsymbol{\theta})$



RNN as a Dynamical System

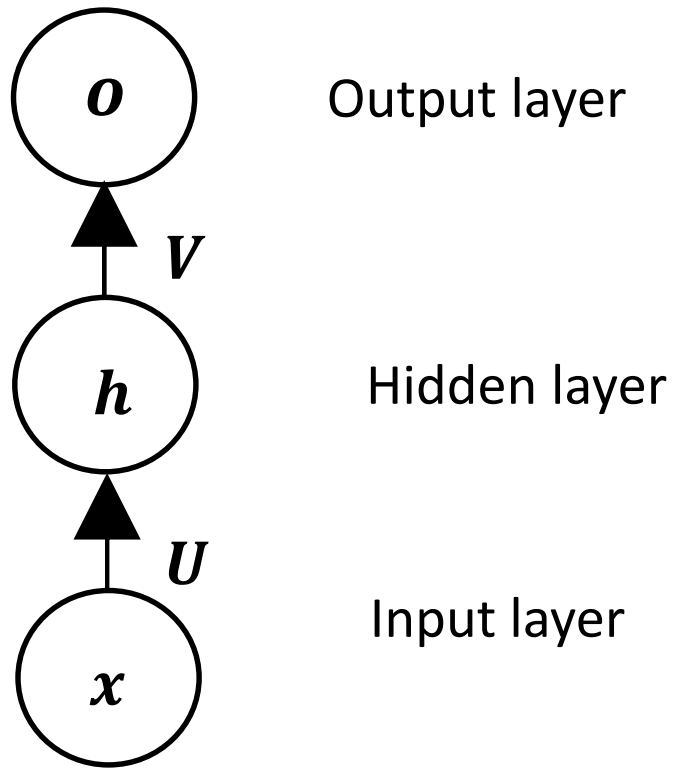
- RNN can be considered as a dynamic system to take an external signal $\mathbf{x}^{(t)}$ at time t

$$\mathbf{h}^{(t)} = f(\mathbf{h}^{(t-1)}, \mathbf{x}^{(t)}, \theta)$$

- Using the recurrence, RNNs maps an arbitrary length sequence $(\mathbf{x}^{(t)}, \mathbf{x}^{(t-1)}, \mathbf{x}^{(t-2)}, \dots, \mathbf{x}^{(2)}, \mathbf{x}^{(1)})$ to a fixed length vector \mathbf{h}

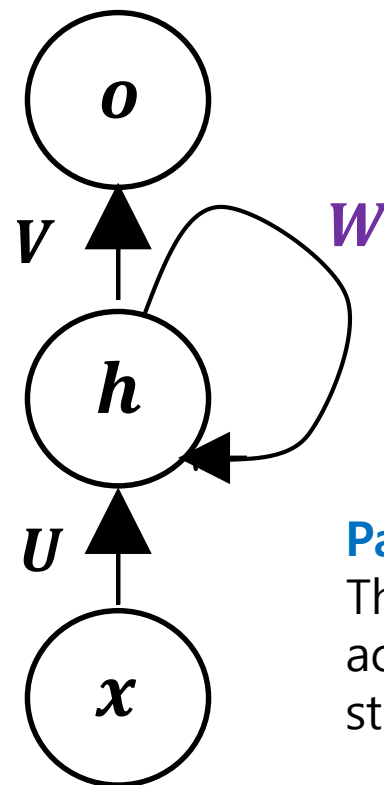
Recurrent Neural Networks

Feedforward NN



$$h = g(Ux)$$

Recurrent neural networks



Parameter sharing:

The same weights across several time steps

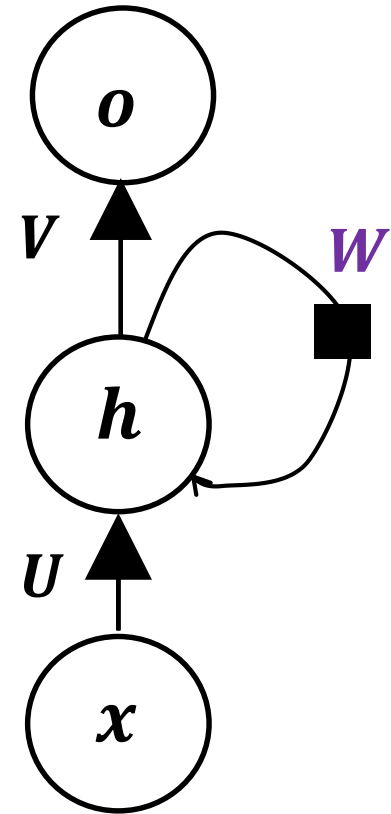
$$h^{(t)} = g(W h^{(t-1)} + U x^{(t)})$$

Classical RNN: Update Formula

$$\mathbf{h}^{(t)} = \mathbf{f}(\mathbf{x}^{(t)}, \mathbf{h}^{(t-1)})$$

$$\mathbf{h}^{(t)} = \tanh(\mathbf{W}\mathbf{x}^{(t)} + \mathbf{U}\mathbf{h}^{(t-1)})$$

$$\mathbf{o}^{(t)} = \mathbf{V}\mathbf{h}^{(t)}$$



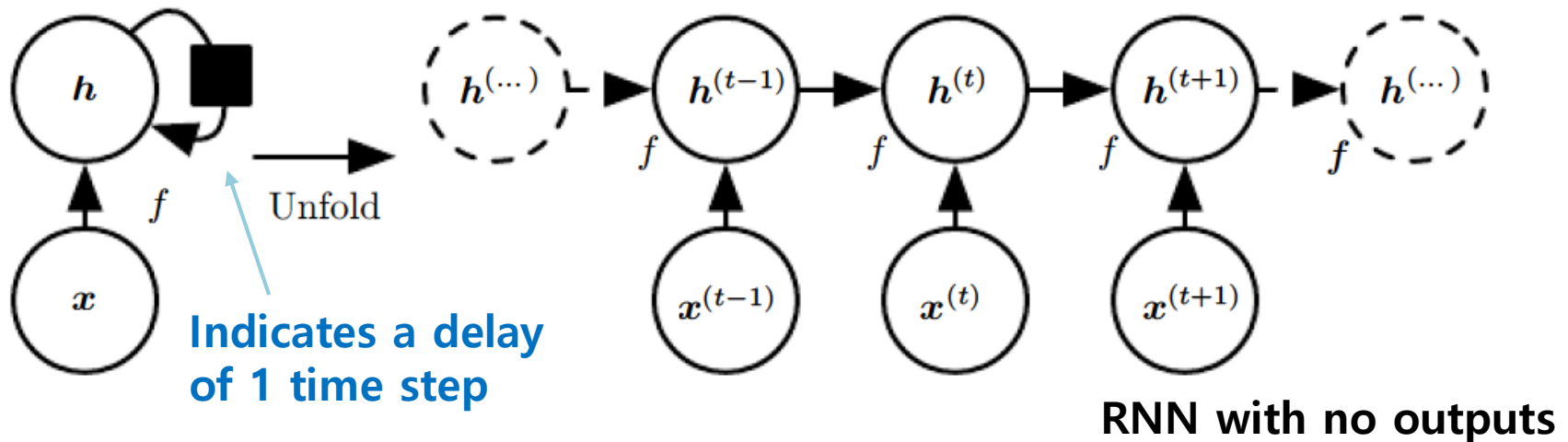
Using explicit bias terms

$$\mathbf{h}^{(t)} = \tanh(\mathbf{W}\mathbf{x}^{(t)} + \mathbf{U}\mathbf{h}^{(t-1)} + \mathbf{b})$$

$$\mathbf{o}^{(t)} = \mathbf{V}\mathbf{h}^{(t)}$$

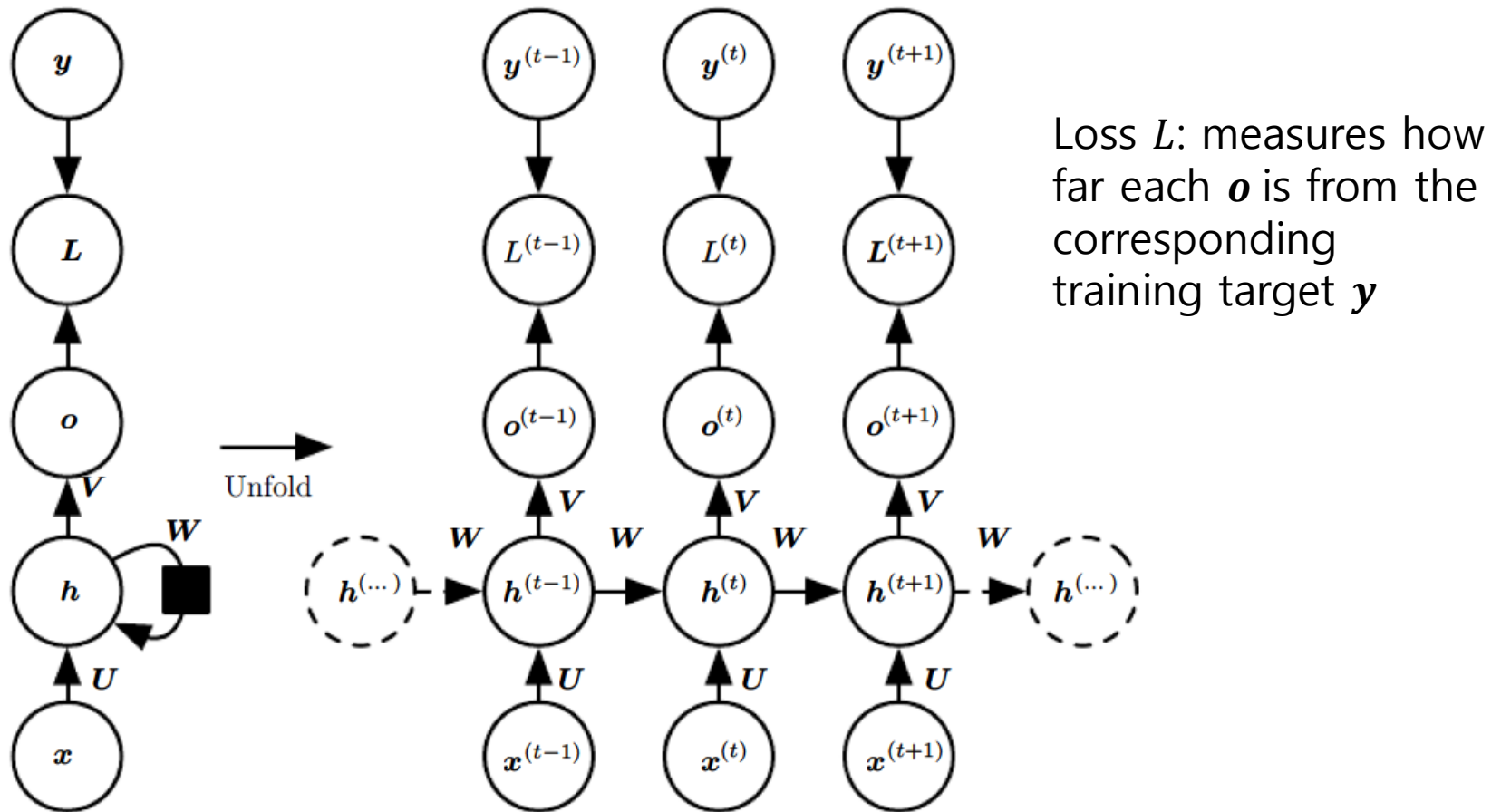
Computational Graph of RNN

- **Unfolding:** The process that maps a circuit-style graph to a computational graph with repeated units
- Unfolded graph has a size that depends on the sequence length



RNNs with Classical Setting

- RNNs that produce an output at each time step and have recurrent connections between hidden units



Classical RNNs: Computational Power

- Classical RNNs are **universal** in the sense that any function computable by a Turing machine can be computed by RNN [Siegelmann '91,'95], where the update formula is given as

- $\mathbf{a}^{(t)} = \mathbf{b} + \mathbf{W}\mathbf{h}^{(t-1)} + \mathbf{U}\mathbf{x}^{(t)},$

- $\mathbf{h}^{(t)} = \tanh(\mathbf{a}^{(t)})$

- $\mathbf{o}^{(t)} = \mathbf{c} + \mathbf{V}\mathbf{h}^{(t)}$

- $\hat{\mathbf{y}}^{(t)} = \text{softmax}(\mathbf{o}^{(t)})$

Classical RNNs: Computational Power

Theorem 1. *Let $L \subseteq \{0, 1\}^+$ be some language. Then L is decidable by some $RNN[\mathbb{Q}]$ if and only if L is decidable by some TM (i.e., iff L is recursive).*

- Theorems:
- Classical **rational-weighted** RNNs are computationally equivalent to Turing machines
- Classical **real-weighted** RNNs are strictly more powerful than RNNs and Turing machines → Super-Turing Machine

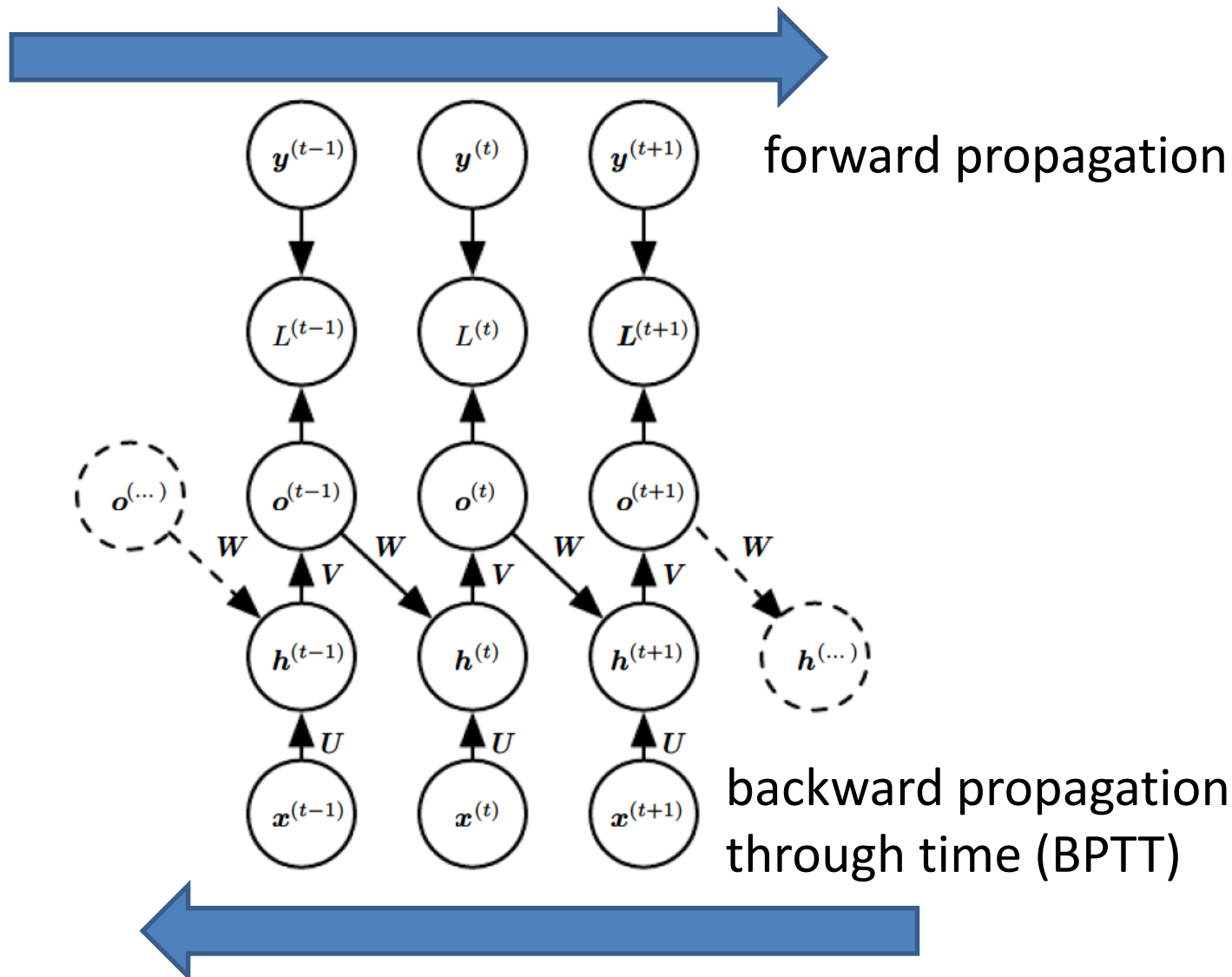
Classical RNNs: Loss function

- The total loss for a given sequence of \mathbf{x} values paired with a sequence of \mathbf{y} :
 - the sum of the losses over all the time steps.
- $L^{(t)}$: the negative log-likelihood of $y^{(t)}$ given $\mathbf{x}^{(1)}, \dots, \mathbf{x}^{(t)}$

$$L(\{\mathbf{x}^{(1)}, \dots, \mathbf{x}^{(\tau)}\}, \{\mathbf{y}^{(1)}, \dots, \mathbf{y}^{(\tau)}\})$$

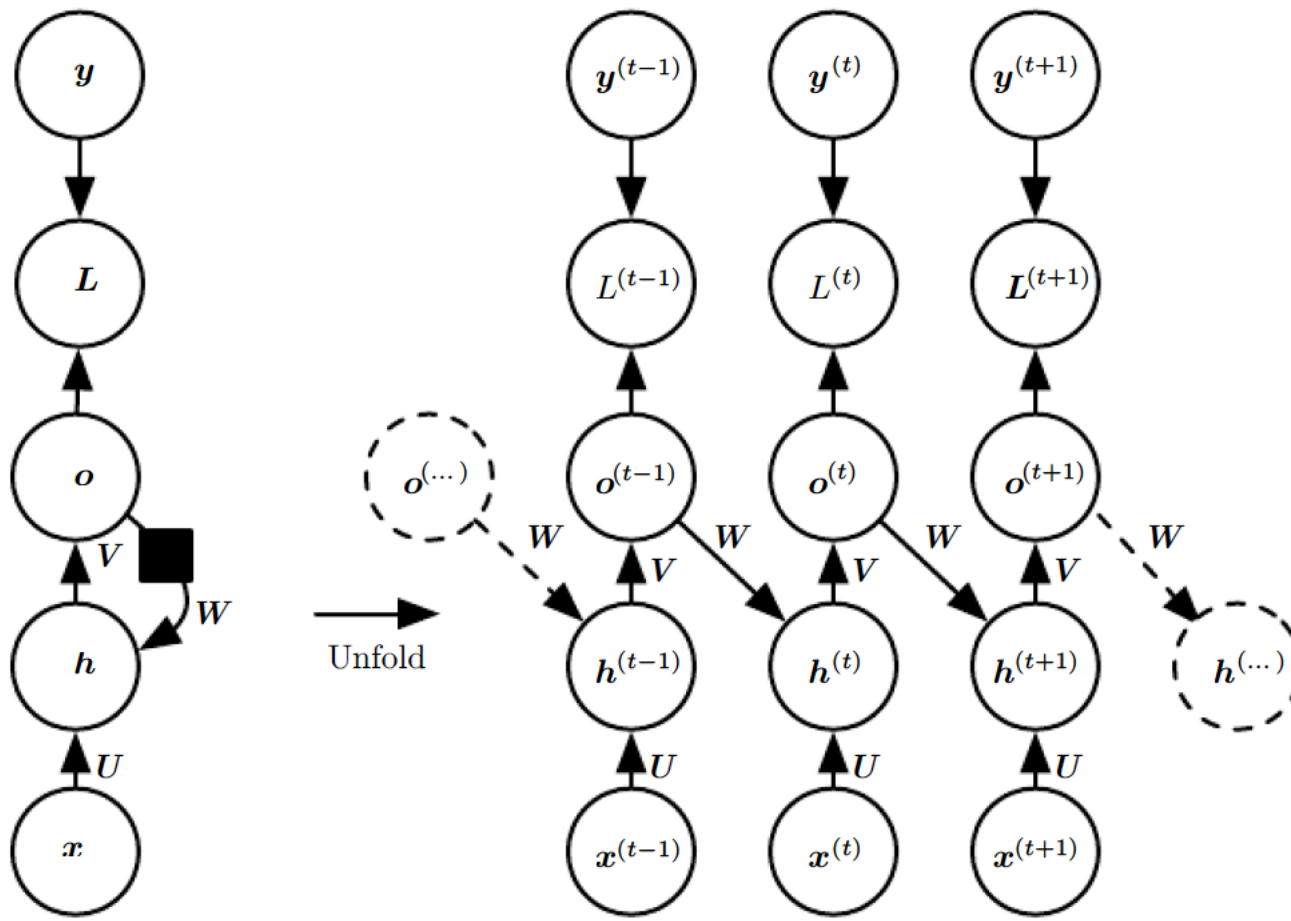
$$= \sum_t L^{(t)} = \sum_t \log p_{model}(y^{(t)} | \{\mathbf{x}^{(1)}, \dots, \mathbf{x}^t\})$$

Backpropagation through Time (BPTT)



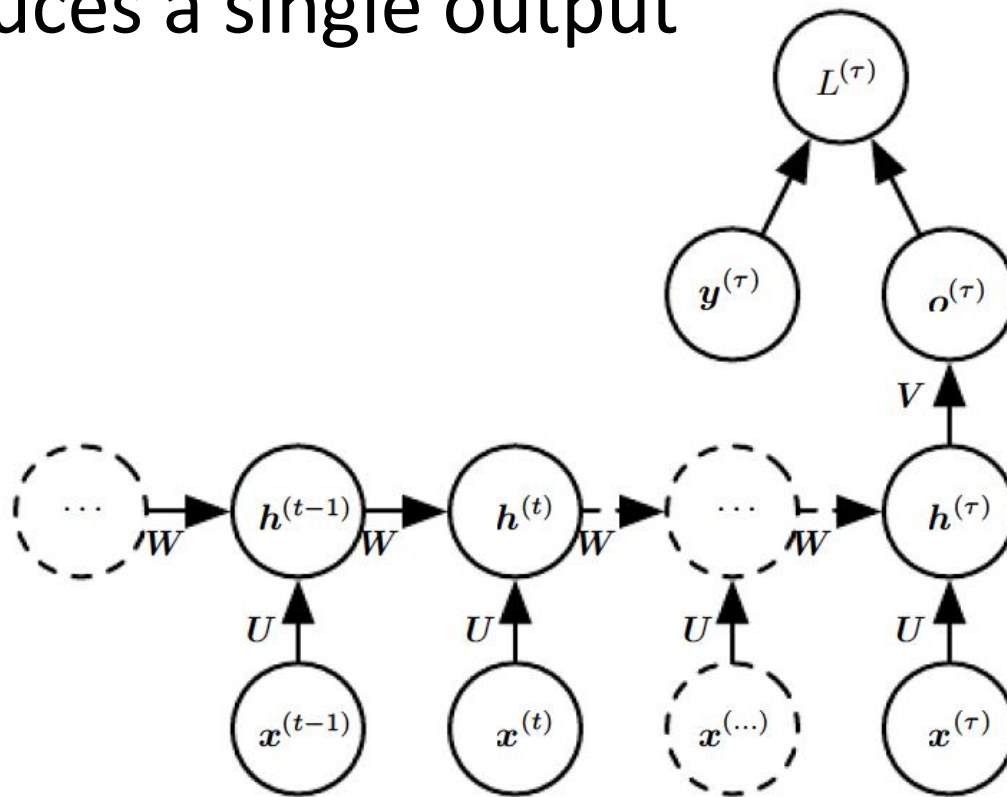
RNN with Output Recurrence

- Lack hidden-to-hidden connections
 - Less powerful than classical RNNs
 - This type of RNN cannot simulate a universal TM



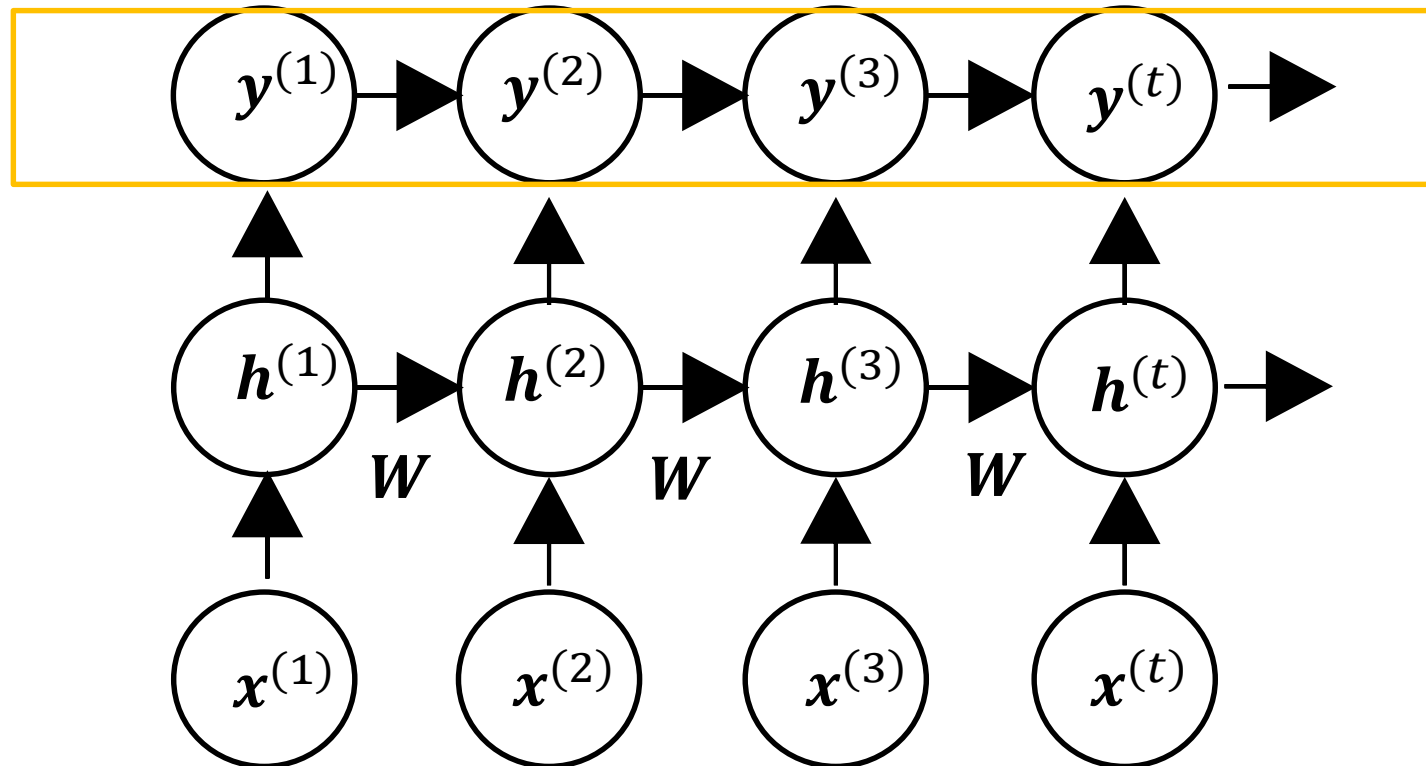
RNN with Single Output

- At the end of the sequence, network obtains a representation for entire input sequence and produces a single output



RNN with Output Dependency

- The output layer of RNN takes a directed graphical model that contains edges from some $y^{(i)}$ in the past to the current output
 - This model is able to perform a CRF-style of tagging

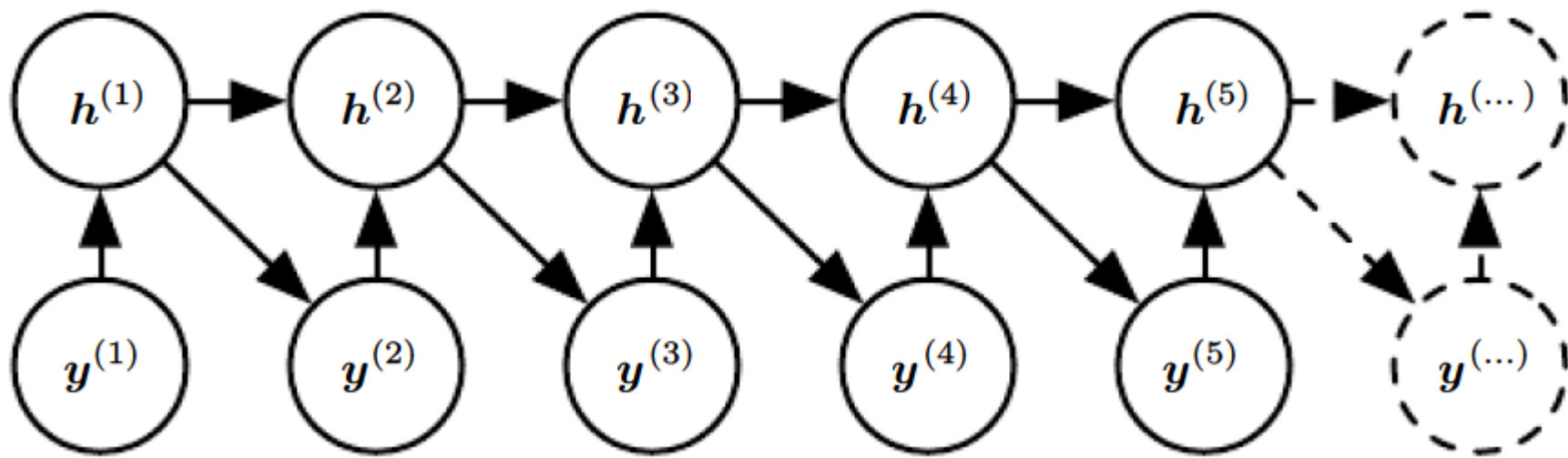


Recurrent Language Model:

RNN as Directed Graphical Models

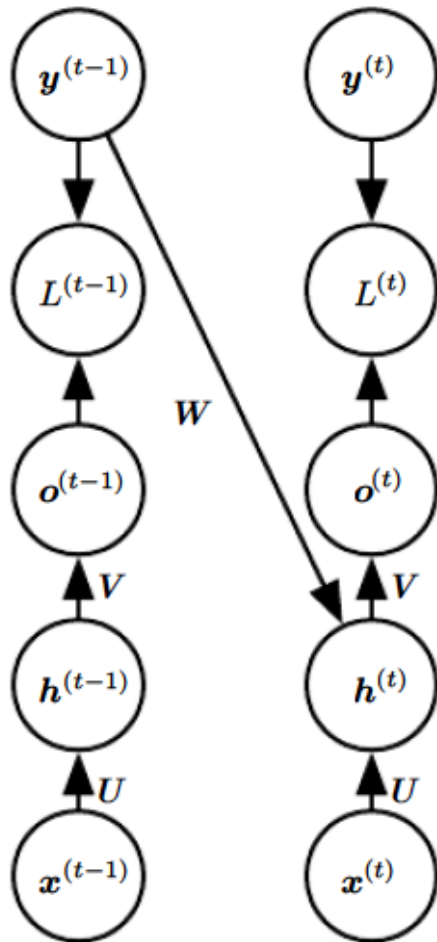
$$P(\mathbb{Y}) = P(y^{(1)}, \dots, y^{(\tau)}) = \prod_{t=1}^{\tau} P(y^{(t)} \mid y^{(t-1)}, y^{(t-2)}, \dots, y^{(1)})$$

- Introducing the state variable in the graphical model of the RNN

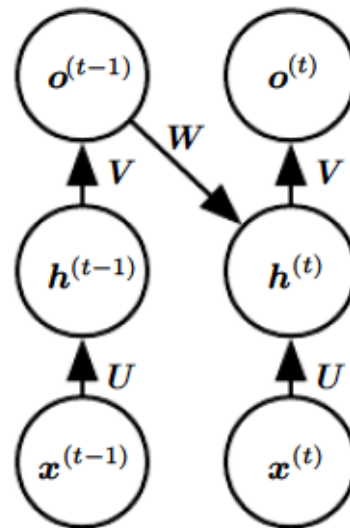


Recurrent Language Model: Teacher Forcing

- At training time, the teacher forcing feeds the correct output $y^{(t)}$ from the training set.
- At test time, because the true output is not available, **the correct output is approximated by the model's output**



Train time



Test time

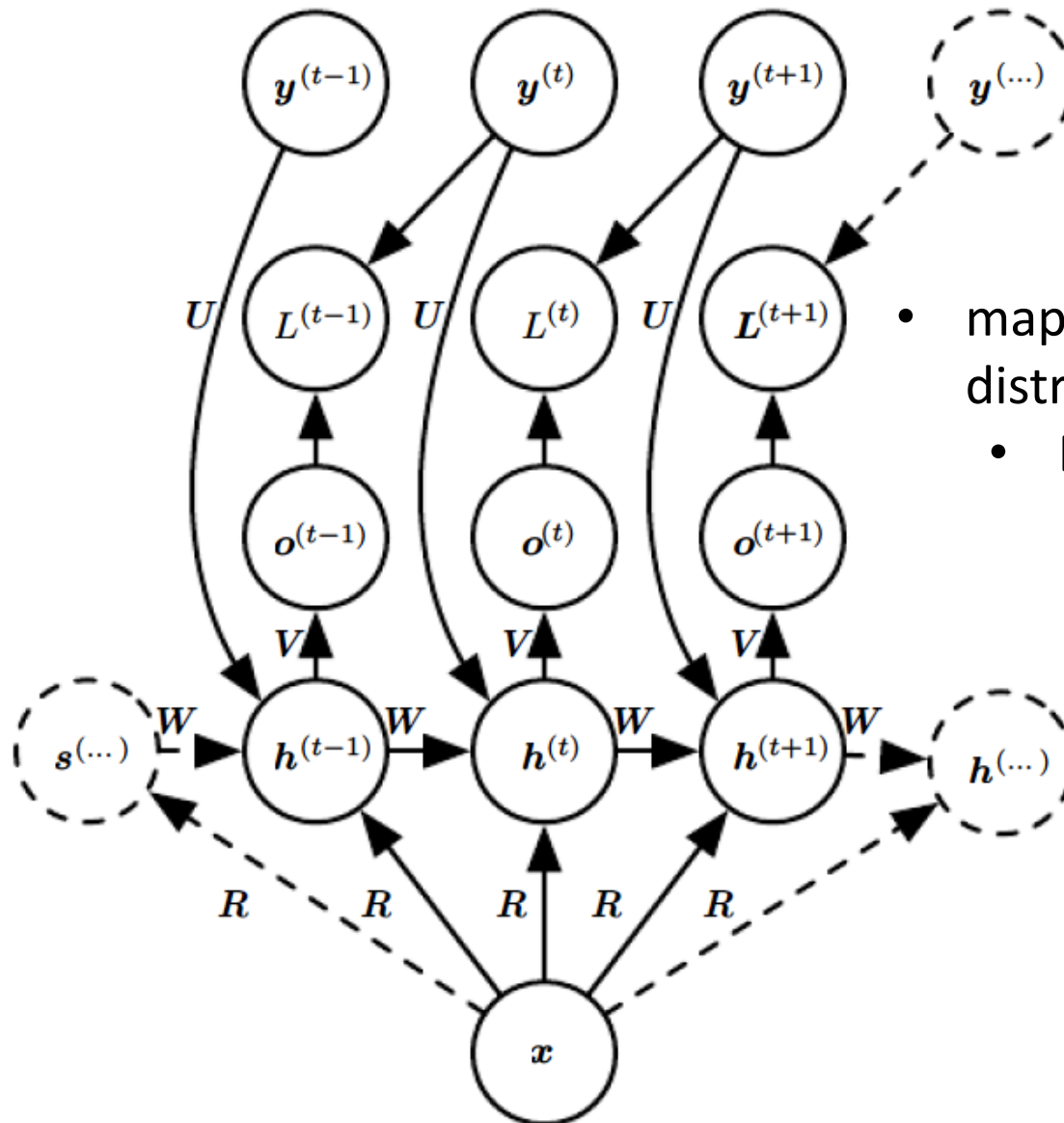
학습단계에서는 t 시점의 hidden표상에 $t-1$ 시점의 gold 정답을 입력으로 가정

테스트단계에서는 $t-1$ 시점의 predicted output을 입력

Modeling Sequences Conditioned on Context with RNNs

- Generating sequences given a fixed vector x
 - Context: a fixed vector x
 - **Take only a single vector x** as input and generates the y sequence
- Some common ways
 - 1. as an extra input at each time step, or
 - 2. as the initial state $\mathbf{h}^{(0)}$, or
 - 3. both.

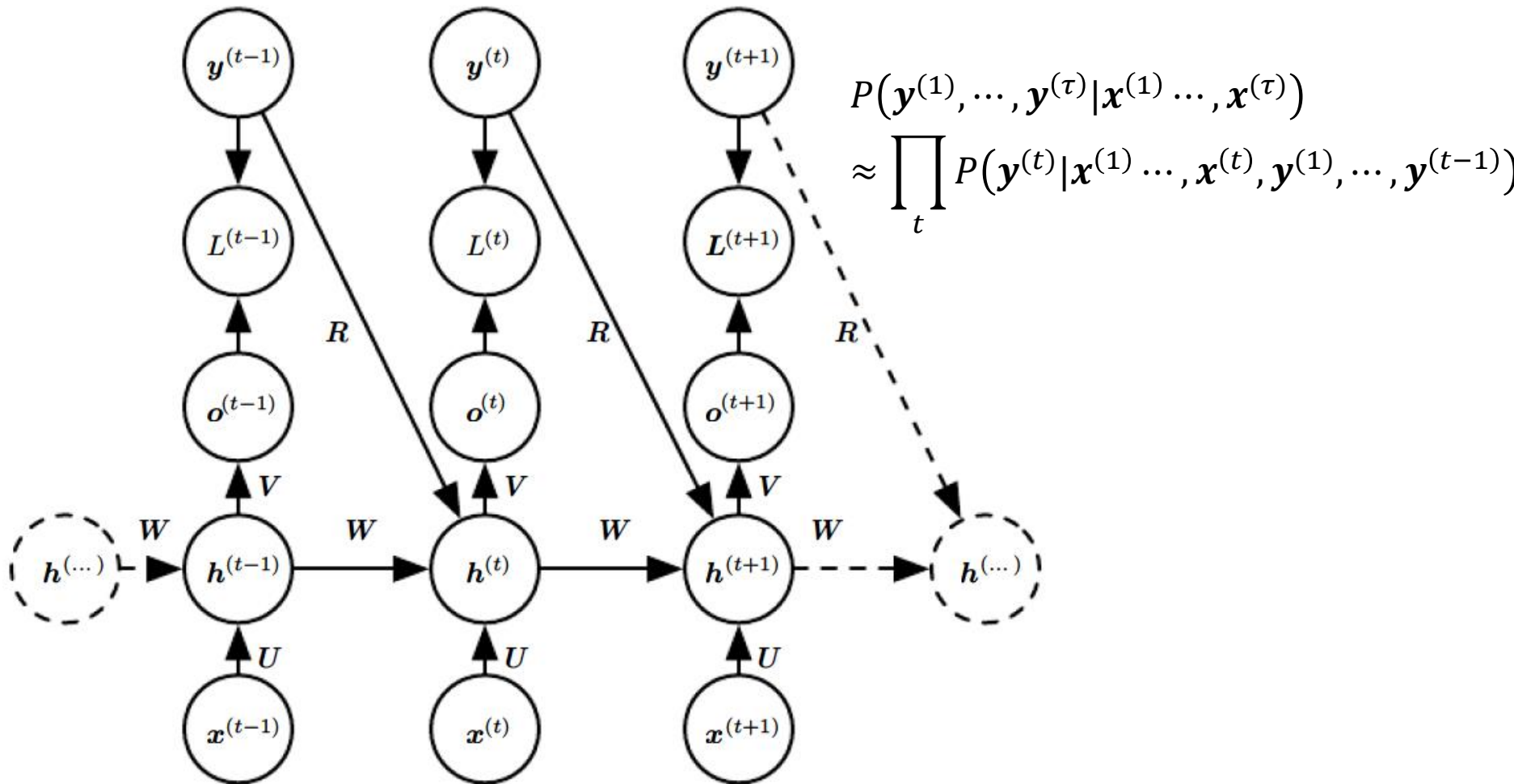
Modeling Sequences Conditioned on Context with RNNs



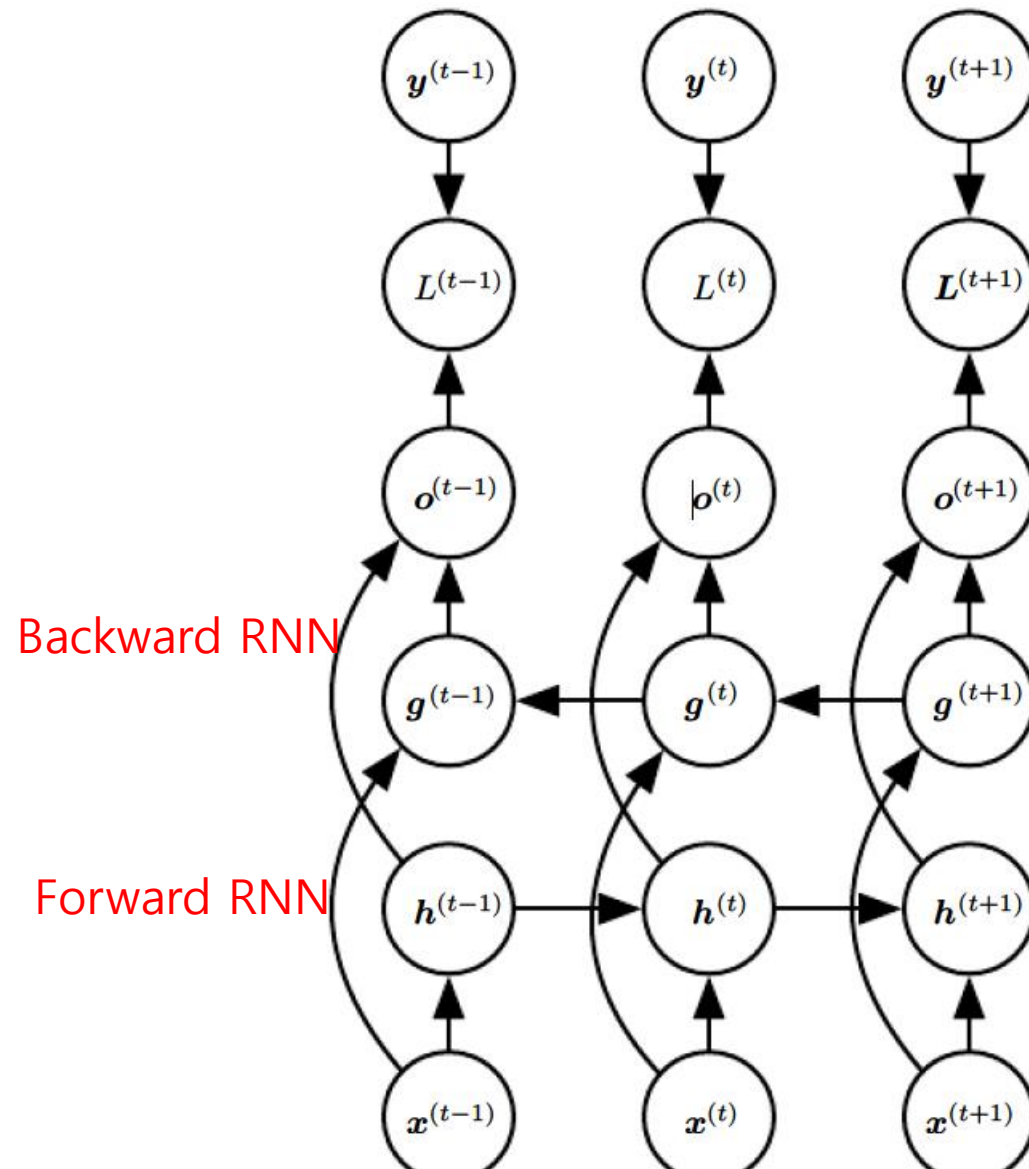
- maps a fixed-length vector x into a distribution over sequences Y
 - E.g.) image labelling

Modeling Sequences Conditioned on Context with RNNs

- Input: sequence of vectors $\mathbf{x}^{(t)}$
- Output: sequence with **the same length** as input

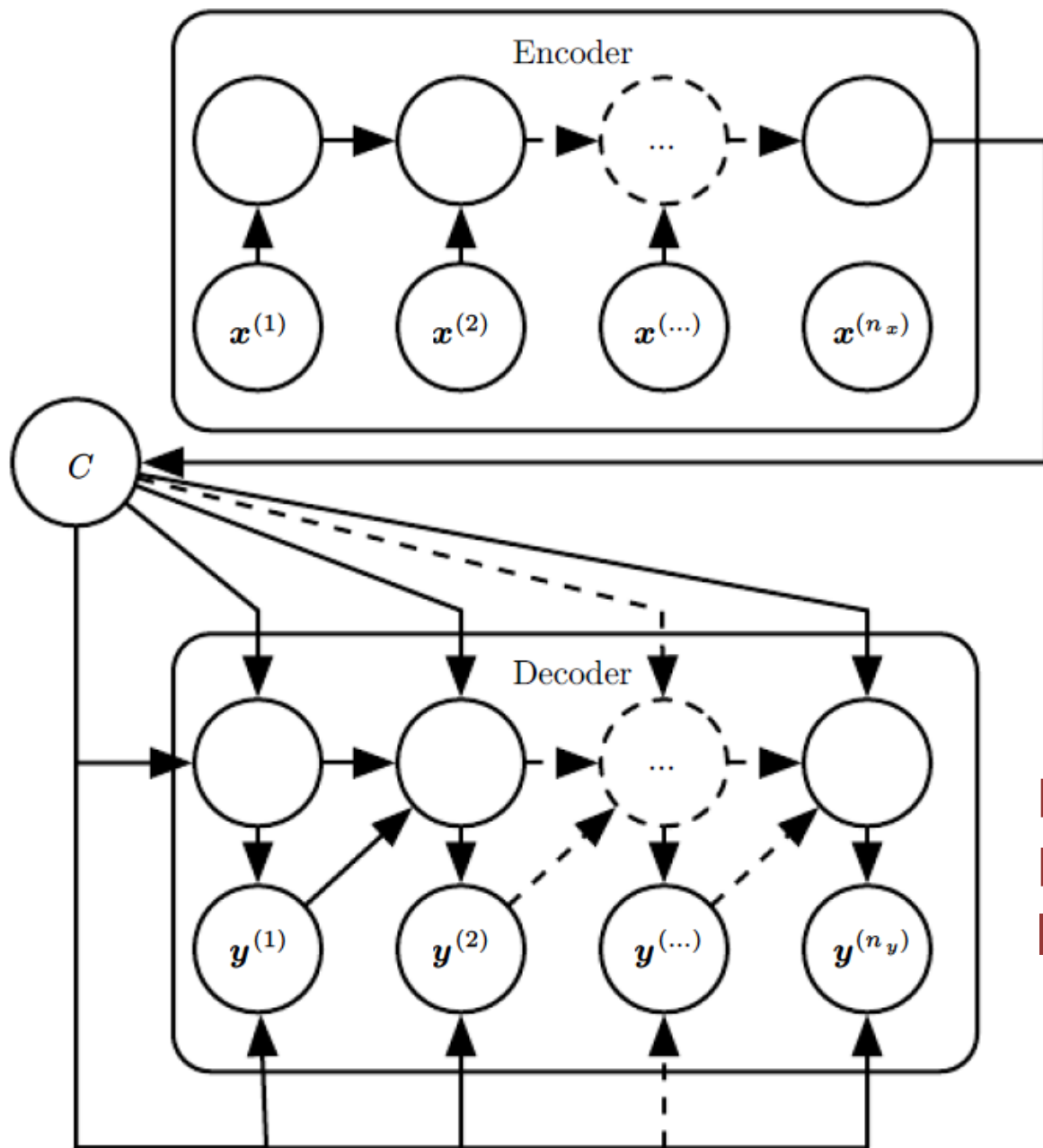


Bidirectional RNN



- Combine two RNNs
 - **Forward RNN**: an RNN that moves forward beginning from the start of the sequence
 - **Backward RNN**: an RNN that moves backward beginning from the end of the sequence
 - It can make a prediction of $y(t)$ depend on the **whole input sequence**.

Encoder-Decoder Sequence-to-Sequence



- Input: sequence
- Output: sequence (but with a different length)

➔ Machine translation

generate an output sequence $(y^{(1)}, \dots, y^{(n_y)})$ given an input sequence $(x^{(1)}, \dots, x^{(n_x)})$

Encoder로 RNN을
Decoder로 Recurrent
language model을 사용

RNN: Extensions (1/3)

- Classical RNN
 - Suffers from the challenge of long-term dependencies
- LSTM (Long short term memory)
 - Gated units, dealing with vanishing gradients
 - Dealing with the challenge of long-term dependencies
- Bidirectional LSTM
 - forward & backward RNNs
- Bidirectional LSTM CRF
 - Output dependency with linear-chain CRF
- Recurrent language model
 - RNN for sequence generation
 - Predicting a next word conditioning all the previous words
- Recursive neural network & Tree LSTM
 - Generalized RNN for representation of tree structure

RNN: Extensions (2/3)

- Neural encoder-decoder
 - Conditional recurrent language model
 - Encoder: RNN for encoding a source sentence
 - Decoder: RNN for generating a target sentence
- Neural machine translation
 - Neural encoder-decoder with attention mechanism
 - Attention-based decoder: Selectively conditioning source words, when generating a target word
- Pointer network
 - Attention as generation: Output vocabulary is the set of given source words

RNN: Extensions (3/3)

- Stack LSTM
 - A LSTM for representing **stack** structure
 - Extend the standard LSTM with a stack pointer
 - Previously, only push() operation is allowed
 - Now, Pop() operation is supported
- Memory-augmented LSTMs
 - Neural Turing machine
 - Differentiable neural computer
 - C.f.) Neural encoder-decoder, Stack LSTM: Special cases of MALSTM
- RNN architecture search with reinforcement learning
 - Training neural architectures that maximize the expected accuracy on a specific task

The Challenge of Long-Term Dependencies

- Example: a very simple recurrent network

- No nonlinear activation function, no inputs

- $\mathbf{h}^{(t)} = \mathbf{W}^T \mathbf{h}^{(t-1)}$

- $\mathbf{h}^{(t)} = (\mathbf{W}^t)^T \mathbf{h}^{(0)}$



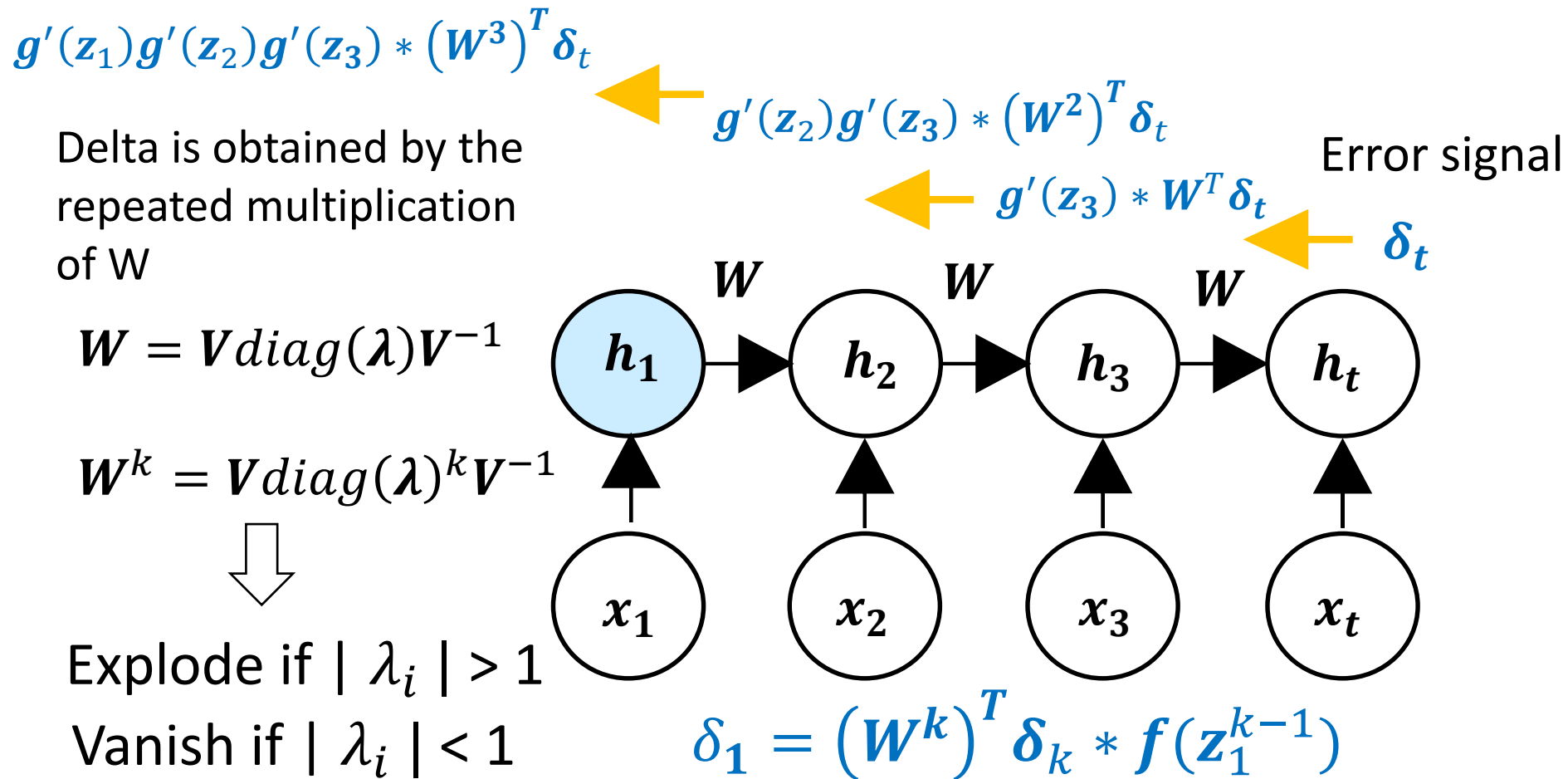
$$\mathbf{W} = \mathbf{Q}\mathbf{\Lambda}\mathbf{Q}^T$$

$$\mathbf{h}^{(t)} = \mathbf{Q}^T \mathbf{\Lambda}^t \mathbf{Q} \mathbf{h}^{(0)}$$

Ill-posed form

The Challenge of Long-Term Dependencies

- **Gradients are vanished or exploded** in deep models
- **BPTT** for recurrent neural networks is a typical example

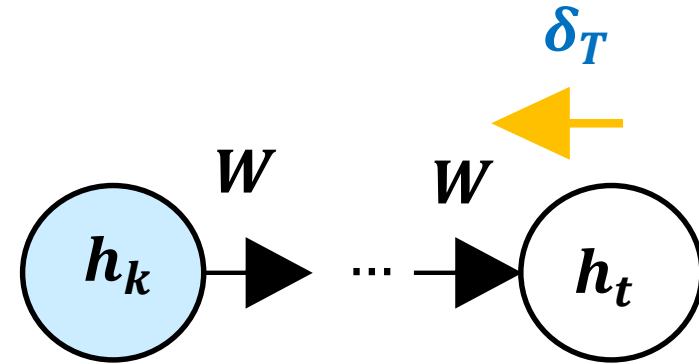


Exploding and vanishing gradients

[Bengio '94; Pascanu '13]

$$\delta_{T-1} = g'(z_{T-1}) * W^T \delta_T$$

$$\delta_k = \left(\prod_{k < i \leq T} \text{Diag}(g'(z_{i-1})) W^T \right) \delta_T$$



- Let:

- $\| \text{Diag}(g'(z_{i-1})) \| \leq \gamma$

- for bounded nonlinear functions $|g'(x)|$

- λ_1 : the largest singular value of W

- Sufficient condition for **Vanishing gradient problem**

- $\lambda_1 < 1/\gamma$

- $\leftarrow \| \text{Diag}(g'(z_{i-1})) W^T \| \leq \| \text{Diag}(g'(z_{i-1})) \| \| W^T \| < \frac{1}{\gamma} \gamma = 1$

- Necessary condition for **Exploding gradient problem**

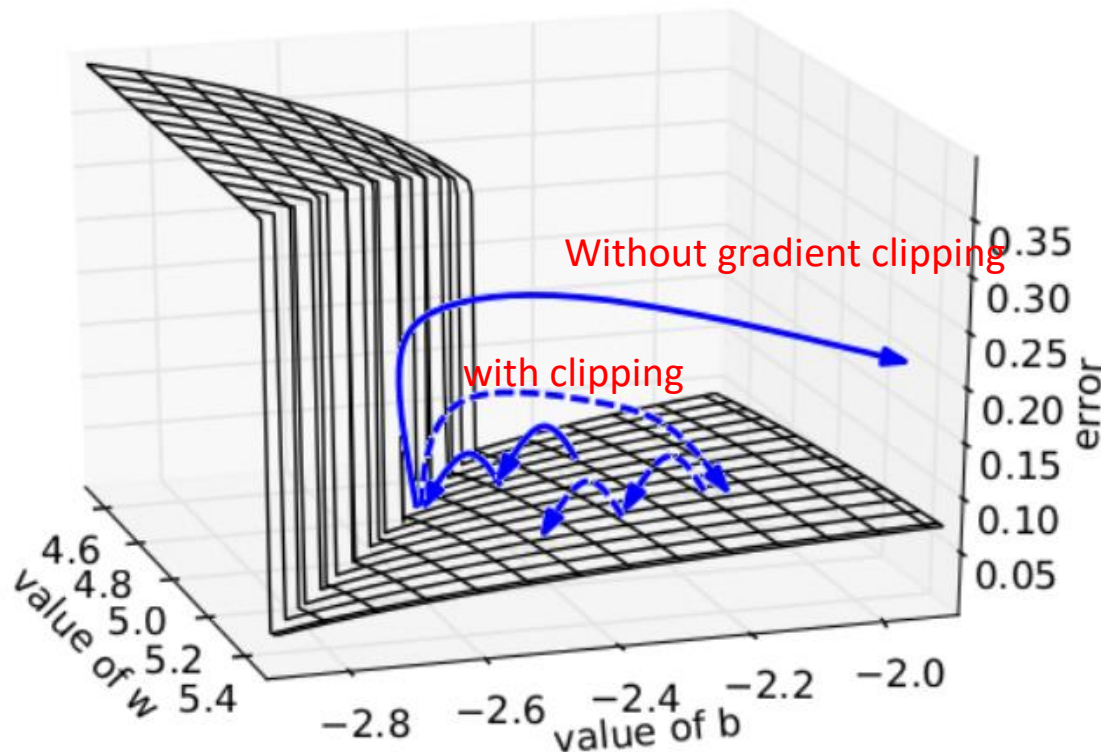
- $\lambda_1 > 1/\gamma$

- \leftarrow obtained by just inverting the condition for vanishing gradient problem

Gradient clipping [Pascanu' 13]

- Deal with exploding gradients
- Clip the norm $\|g\|$ of the gradient g just before parameter update

$$\text{If } \|g\| > v: g \leftarrow \frac{gv}{\|g\|}$$

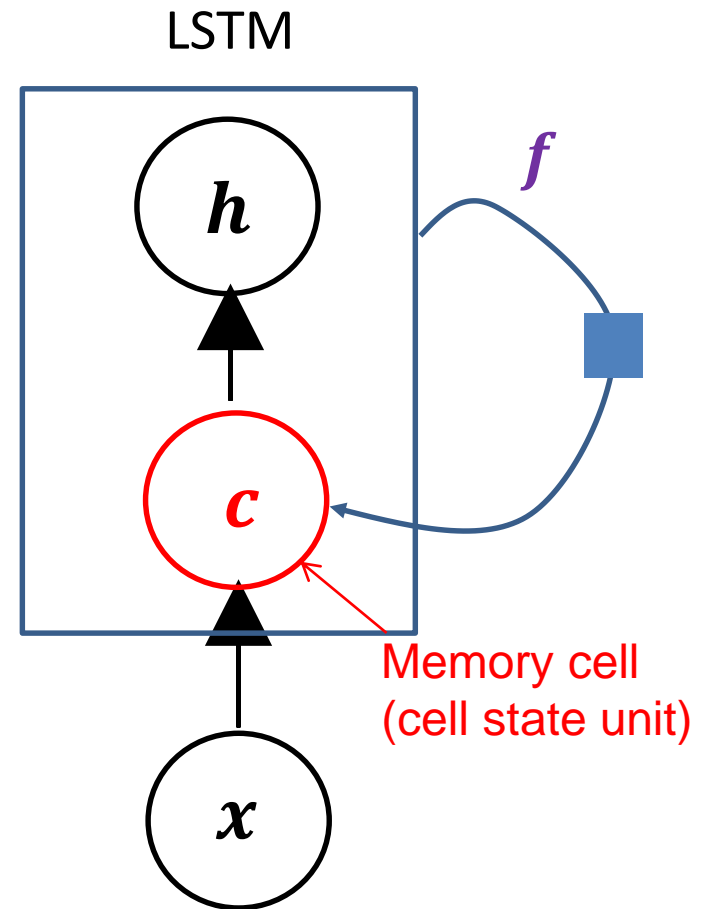
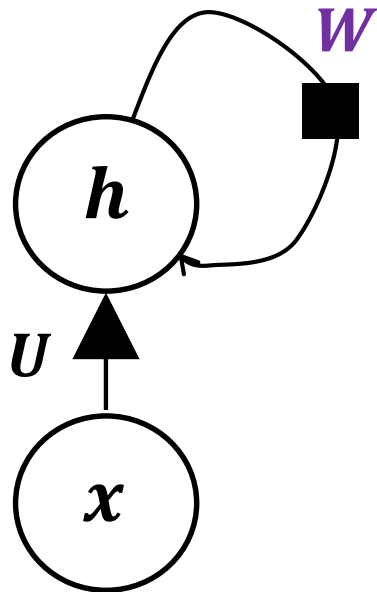


Long Short Term Memory (LSTM)

- **LSTM**: makes it easier for RNNs to capture **long-term dependencies** → Using **gated units**
 - Basic LSTM [Hochreiter and Schmidhuer, 98]
 - Cell state unit $c^{(t)}$: as an **internal memory**
 - Introduces **input gate & output gate**
 - Problem: The output is close to zero as long as the output gate is closed.
 - Modern LSTM: Uses **forget** gate [Gers et al '00]
 - Variants of LSTM
 - Add **peephole connections** [Gers et al '02]
 - Allow all gates to inspect the current cell state even when the output gate is closed.

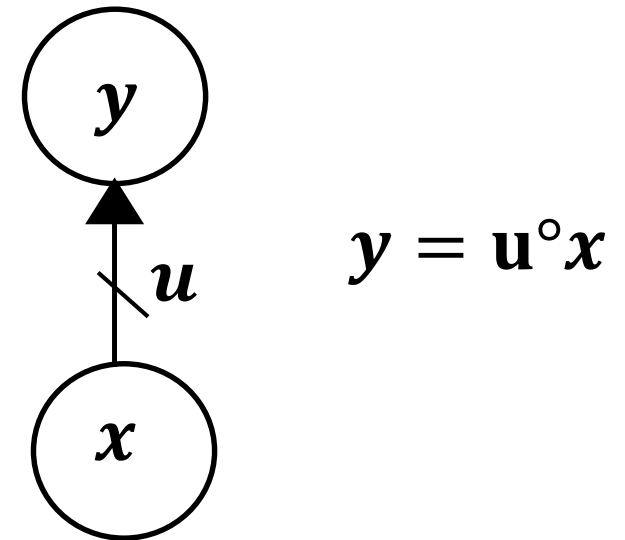
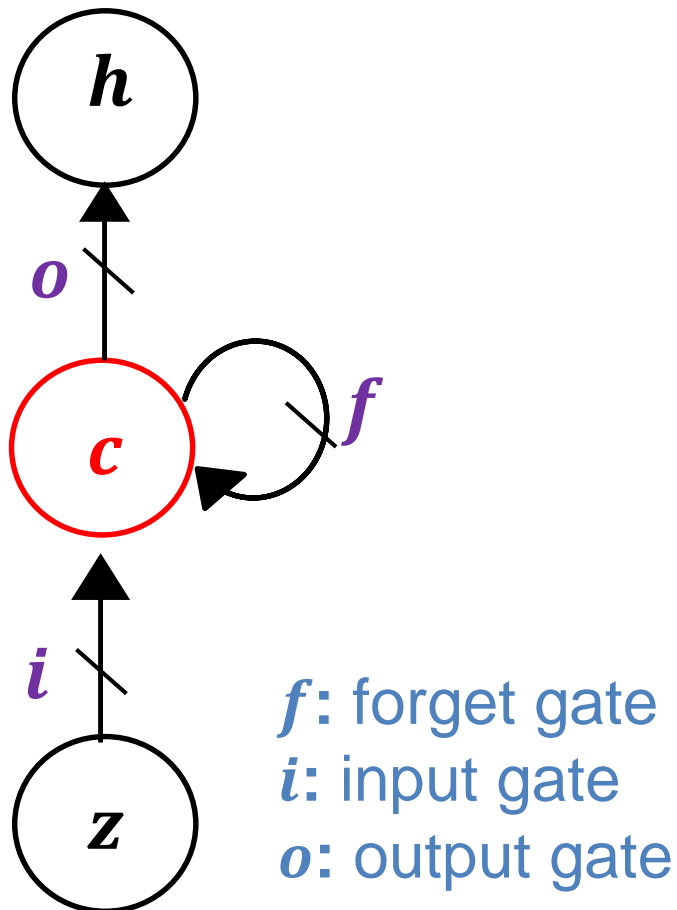
Long Short Term Memory (LSTM)

Recurrent neural networks

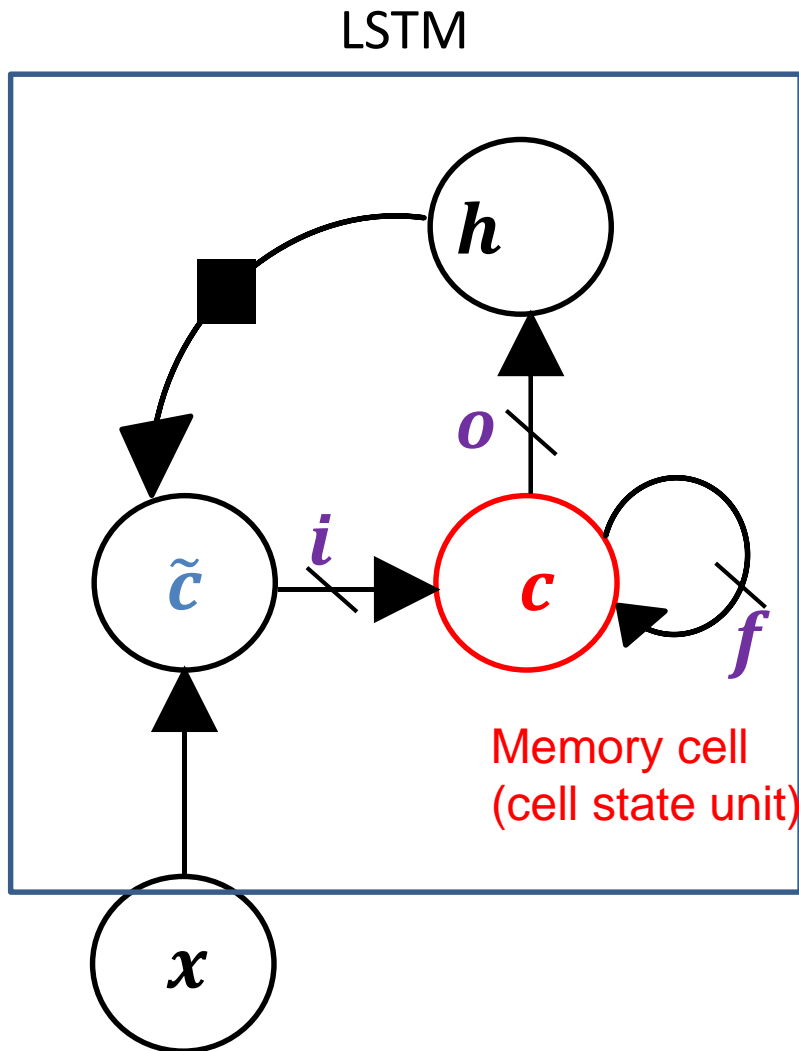


Long Short Term Memory (LSTM)

- Memory cell ***c***: gated unit
 - Controlled by input/output/forget gates



Long Short Term Memory (LSTM)



Computing gate values

$$f^{(t)} = g_f(x^{(t)}, h^{(t-1)}) \text{ (forget gate)}$$

$$i^{(t)} = g_i(x^{(t)}, h^{(t-1)}) \text{ (input gate)}$$

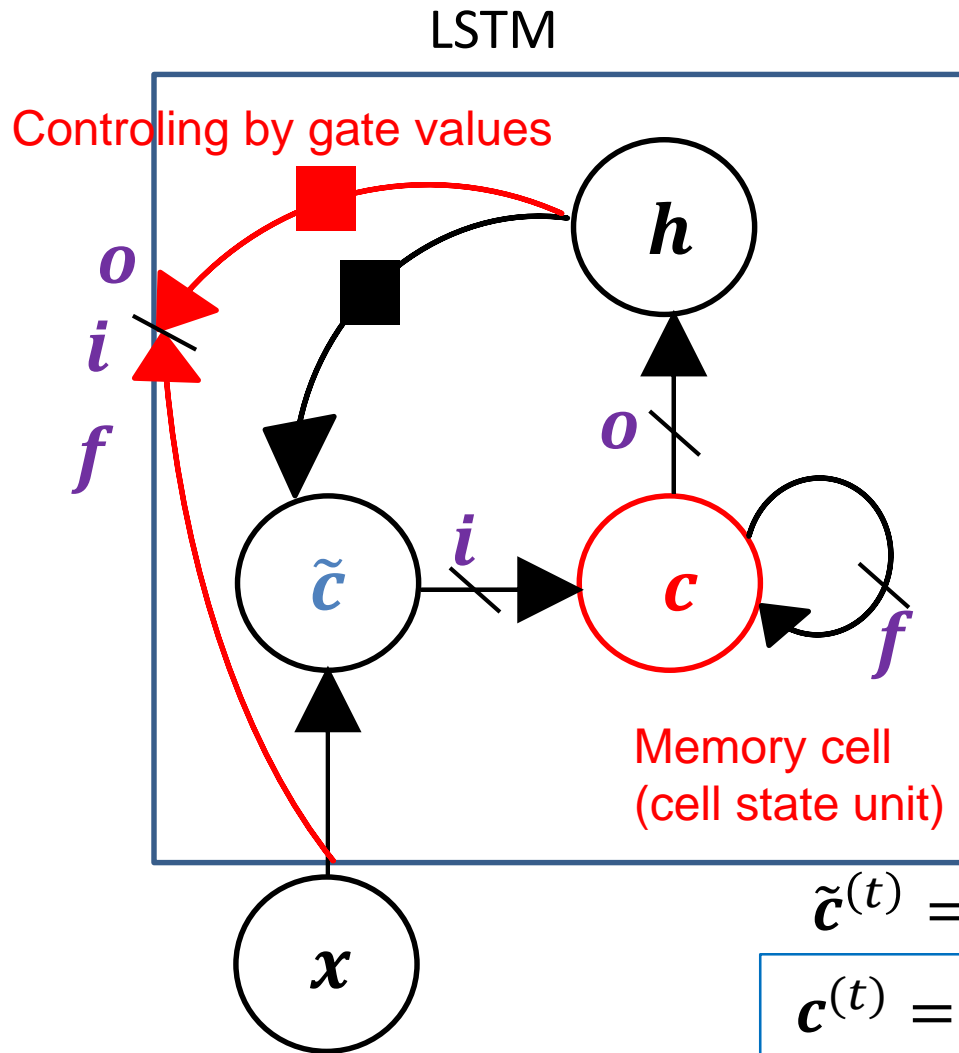
$$o^{(t)} = g_o(x^{(t)}, h^{(t-1)}) \text{ (output gate)}$$

(new memory cell)

$$\tilde{c}^{(t)} = \tanh(W^{(c)}x^{(t)} + U^{(c)}h^{(t-1)})$$

$$c^{(t)} = i^{(t)} \circ \tilde{c}^{(t)} + f^{(t)} \circ c^{(t-1)}$$
$$h^{(t)} = o^{(t)} \circ \tanh(c^{(t)})$$

Long Short Term Memory (LSTM)



Computing gate values

$$f^{(t)} = g_f(x^{(t)}, h^{(t-1)})$$

$$i^{(t)} = g_i(x^{(t)}, h^{(t-1)})$$

$$o^{(t)} = g_o(x^{(t)}, h^{(t-1)})$$

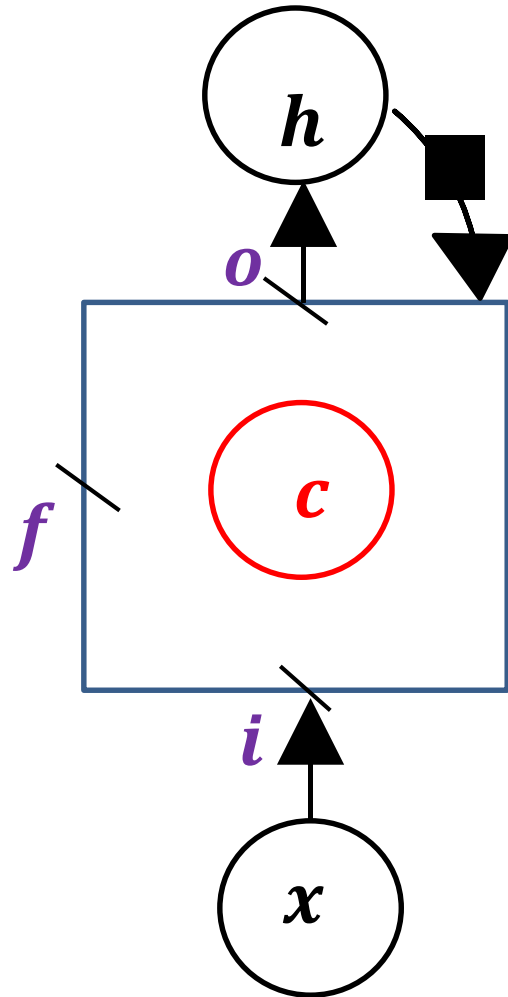
(new memory cell)

$$\tilde{c}^{(t)} = \tanh(W^{(c)}x^{(t)} + U^{(c)}h^{(t-1)})$$

$$c^{(t)} = i^{(t)} \circ \tilde{c}^{(t)} + f^{(t)} \circ c^{(t-1)}$$

$$h^{(t)} = o^{(t)} \circ \tanh(c^{(t)})$$

Long Short Term Memory (LSTM): Cell Unit Notation (Simplified)

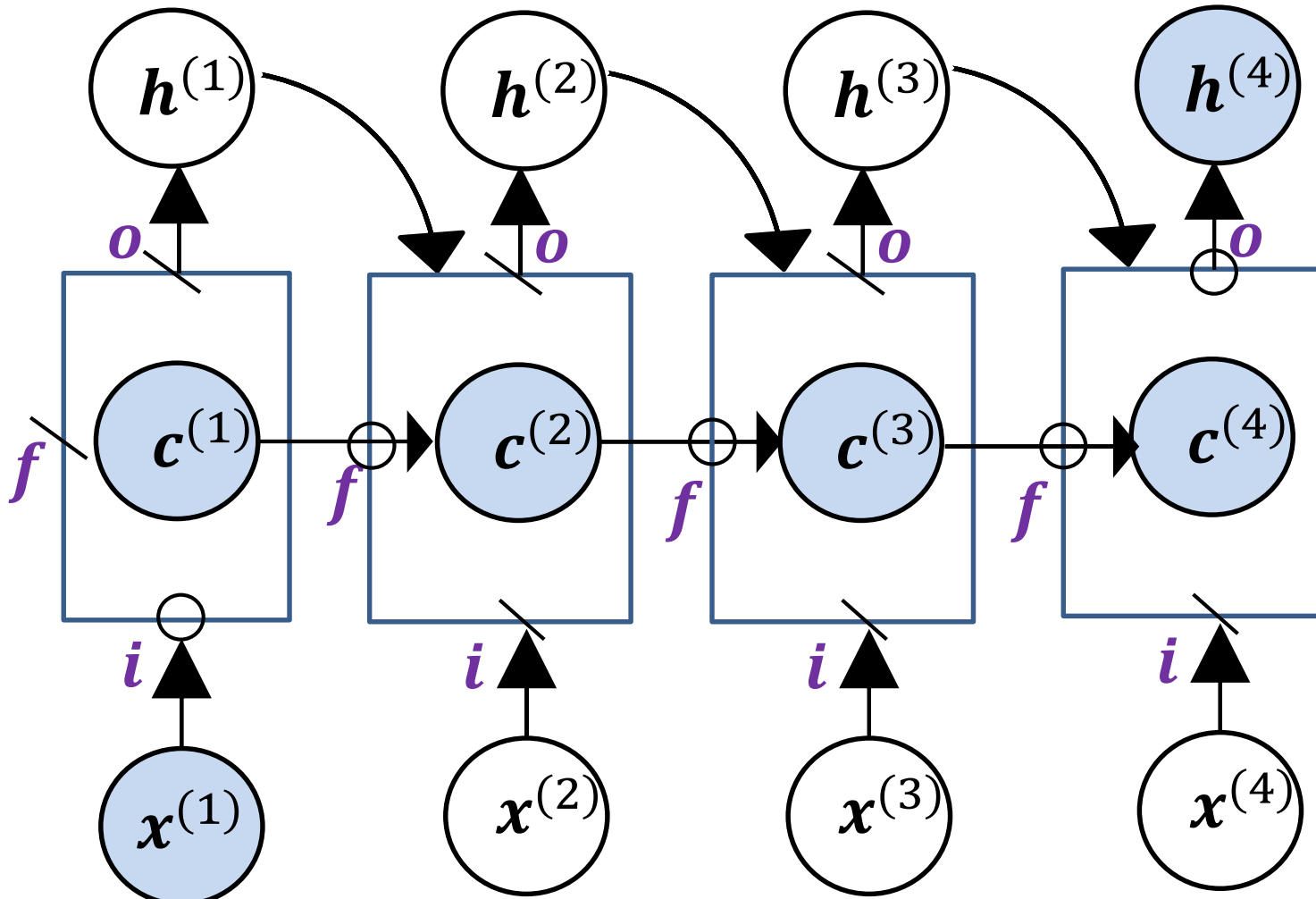


$$\tilde{c}^{(t)} = \tanh(W^{(c)}x^{(t)} + U^{(c)}h^{(t-1)})$$


$$\begin{aligned} c^{(t)} &= i^{(t)} \circ \tilde{c}^{(t)} + f^{(t)} \circ c^{(t-1)} \\ h^{(t)} &= o^{(t)} \circ \tanh(c^{(t)}) \end{aligned}$$

Long Short Term Memory (LSTM): Long-term dependencies

$x^{(1)} \rightarrow h^{(4)}$: early inputs can be preserved in the memory cell during long time steps by controlling mechanism

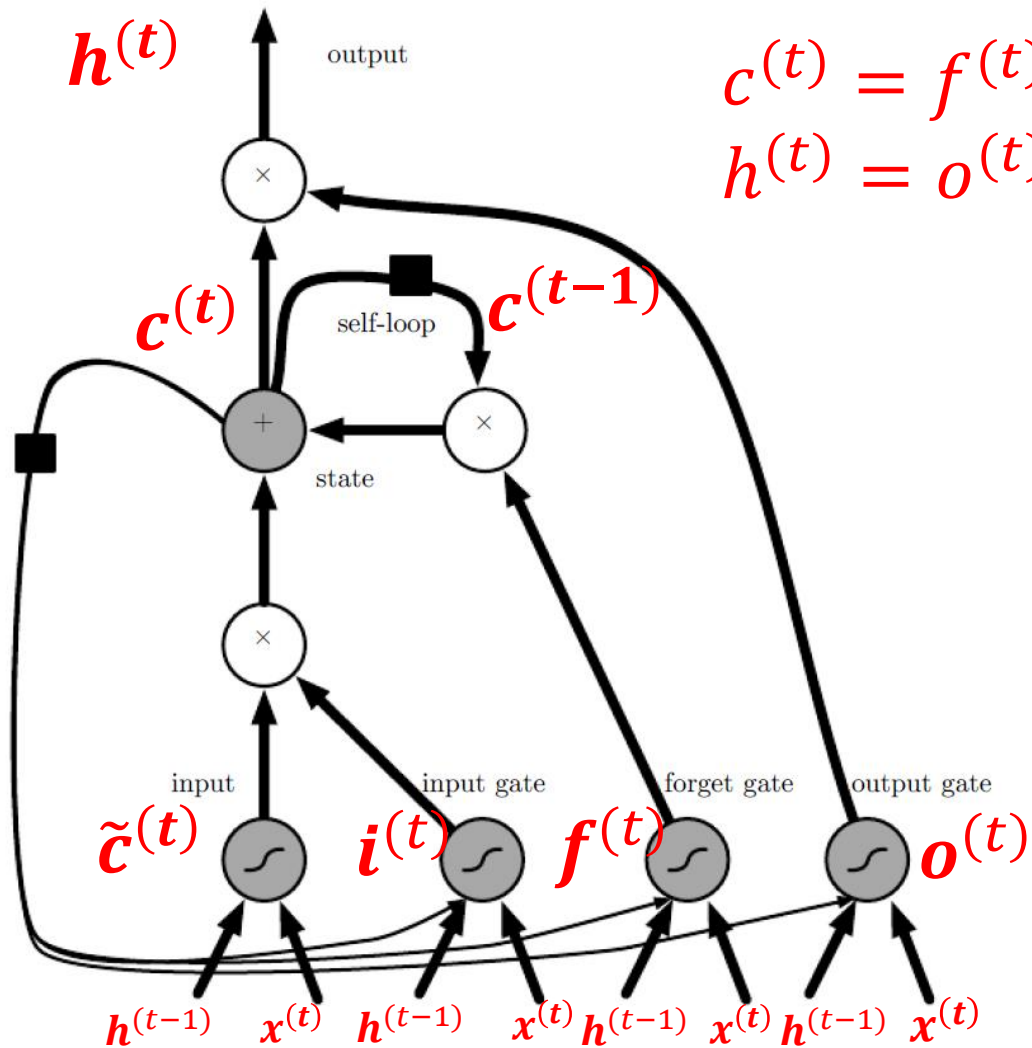


LSTM: Update Formula

$$h^{(t)} = f(x^{(t)}, h^{(t-1)})$$


- $i^{(t)} = \sigma(W^{(i)}x^{(t)} + U^{(i)}h^{(t-1)})$ (Input gate)
- $f^{(t)} = \sigma(W^{(f)}x^{(t)} + U^{(f)}h^{(t-1)})$ (Forget gate)
- $o^{(t)} = \sigma(W^{(o)}x^{(t)} + U^{(o)}h^{(t-1)})$ (Output/Exposure gate)
- $\tilde{c}^{(t)} = \tanh(W^{(c)}x^{(t)} + U^{(c)}h^{(t-1)})$ (New memory cell)
- $c^{(t)} = f^{(t)} \circ c^{(t-1)} + i^{(t)} \circ \tilde{c}^{(t)}$ (Final memory cell)
- $h^{(t)} = o^{(t)} \circ \tanh(c^{(t)})$

LSTM: Memory Cell



$$c^{(t)} = f^{(t)} \circ c^{(t-1)} + i^{(t)} \circ \tilde{c}^{(t)}$$

$$h^{(t)} = o^{(t)} \circ \tanh(c^{(t)})$$

LSTM: Memory Cell

- $c^{(t)}$: behaves like a memory = MEMORY
 - $c^{(t)} = f^{(t)} \circ c^{(t-1)} + i^{(t)} \circ \tilde{c}^{(t)}$
- $M(t) = \text{FORGET} * M(t-1) + \text{INPUT} * \text{NEW_INPUT}$
- $H(t) = \text{OUTPUT} * M(t)$
- FORGET: **Erase** operation (or memory reset)
- INPUT: **Write** operation
- OUTPUT: **Read** operation

Memory Cell - Example

$M[t]$ **0 0.5 0 1**

-1 0.5 1 -1

New input



0 0 1 1

Forget gate



0 0 0 1

New memory




0 1 1 1

Input gate



0 0.5 1 1



$M[t+1]$ **0 0.5 1 2**



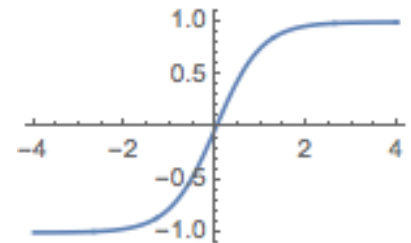
Output gate

0 0 1 1

$H[t]$

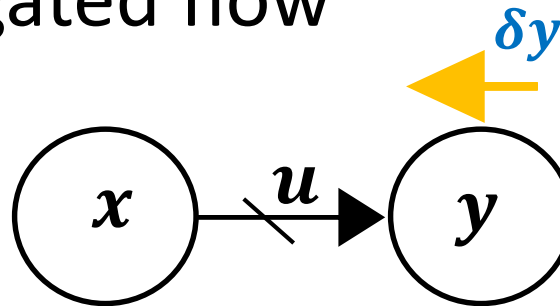
0 0 0.76 0.96

tanh



Long Short Term Memory (LSTM): Backpropagation

- Error signal in gated flow

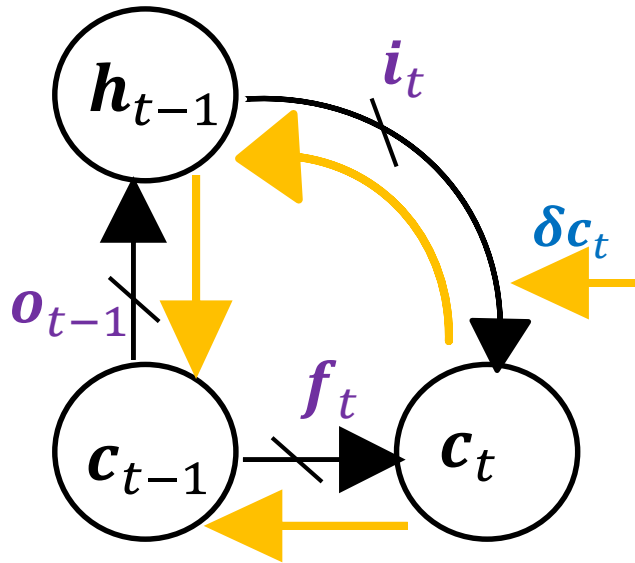


$$y = \mathbf{u} \circ x = \text{Diag}(\mathbf{u})x$$

$$\delta \mathbf{x} = \text{Diag}(\mathbf{u})^T \delta \mathbf{y} = \mathbf{u} \circ \delta \mathbf{y}$$

Long Short Term Memory (LSTM): Backpropagation

$$\begin{aligned} \mathbf{z}_t &= \mathbf{W}_c \mathbf{x}_t + \mathbf{U}_c \mathbf{h}_{t-1} \\ \mathbf{c}_t &= \mathbf{i}_t \circ \tanh(\mathbf{z}_t) + \mathbf{f}_t \circ \mathbf{c}_{t-1} \\ \mathbf{h}_t &= \mathbf{o}_t \circ \tanh(\mathbf{c}_t) \end{aligned}$$



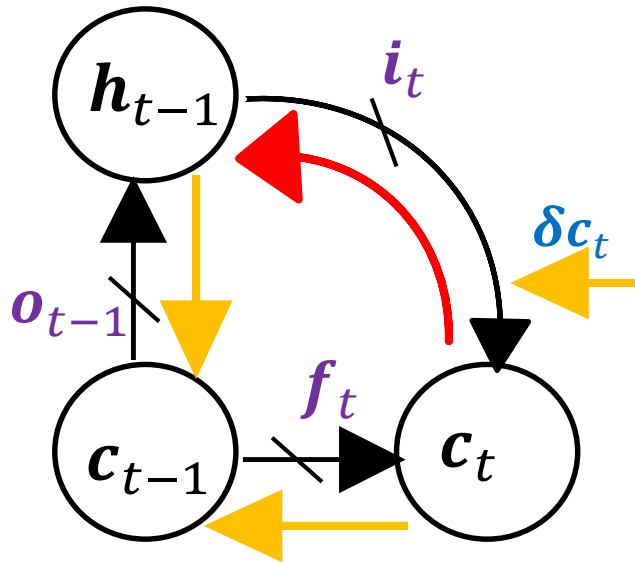
Long Short Term Memory (LSTM): Backpropagation

$$\delta \mathbf{z}_t = \tanh'(\mathbf{z}_t) \circ \mathbf{i}_t \circ \delta \mathbf{c}_t$$

$$\delta \mathbf{h}_{t-1} = \mathbf{U}_c^T \delta \mathbf{z}_t$$

$$\delta \mathbf{h}_{t-1} = \tanh'(\mathbf{z}_t) \circ \mathbf{i}_t \circ \mathbf{U}_c^T \delta \mathbf{c}_t$$

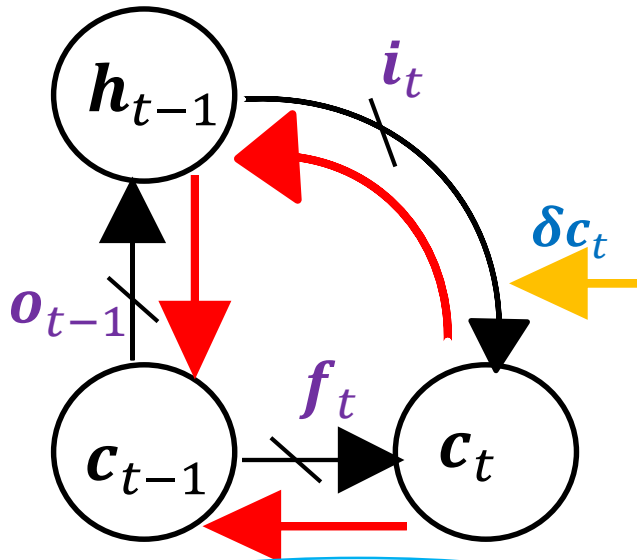
$$\begin{aligned} \mathbf{z}_t &= \mathbf{W}_c \mathbf{x}_t + \mathbf{U}_c \mathbf{h}_{t-1} \\ \mathbf{c}_t &= \mathbf{i}_t \circ \tanh(\mathbf{z}_t) + \mathbf{f}_t \circ \mathbf{c}_{t-1} \\ \mathbf{h}_t &= \mathbf{o}_t \circ \tanh(\mathbf{c}_t) \end{aligned}$$



Long Short Term Memory (LSTM): Backpropagation

$$\delta h_{t-1} = \tanh'(z_t) \circ i_t \circ U_c^T \delta c_t$$

$$\begin{aligned} z_t &= W_c x_t + U_c h_{t-1} \\ c_t &= i_t \circ \tanh(z_t) + f_t \circ c_{t-1} \\ h_t &= o_t \circ \tanh(c_t) \end{aligned}$$



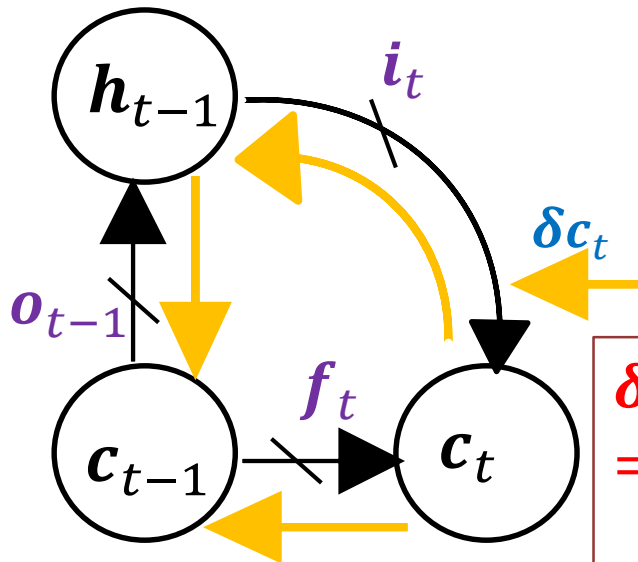
$$\delta c_{t-1} = \tanh'(c_{t-1}) \circ o_{t-1} \circ \delta h_{t-1} + f_t \circ \delta c_t$$

$$\delta c_{t-1} = \tanh'(c_{t-1}) \circ o_t \circ \boxed{\tanh'(z_t) \circ i_t \circ U_c^T \delta c_t} + f_t \circ \delta c_t$$

Long Short Term Memory (LSTM): Backpropagation

$$\delta h_{t-1} = \tanh'(z_t) \circ i_t \circ U_c^T \delta c_t$$

$$\begin{aligned} z_t &= W_c x_t + U_c h_{t-1} \\ c_t &= i_t \circ \tanh(z_t) + f_t \circ c_{t-1} \\ h_t &= o_t \circ \tanh(c_t) \end{aligned}$$



$$\tanh'(x) = 1 - \tanh^2(x)$$

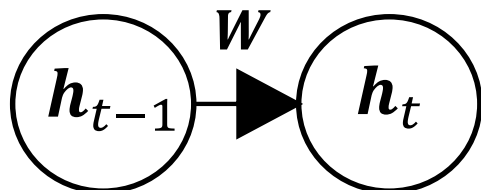
$$\delta c_{t-1} = (\tanh'(c_{t-1}) \circ o_{t-1} \circ \tanh'(z_t) \circ i_t \circ U_c^T \delta c_t + f_t \circ \delta c_t)$$

$$\delta c_{t-1} = \tanh'(c_{t-1}) \circ o_{t-1} \circ \delta h_{t-1} + f_t \circ \delta c_t$$

$$\delta c_{t-1} = \tanh'(c_{t-1}) \circ o_{t-1} \circ \boxed{\tanh'(z_t) \circ i_t \circ U_c^T \delta c_t} + f_t \circ \delta c_t$$

LSTM vs. Vanilla RNN: Backpropagation

Vanilla RNN



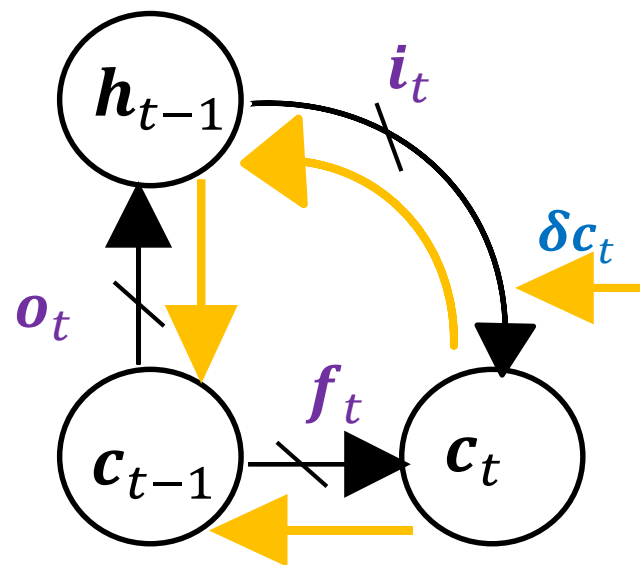
$$\mathbf{z}_t = \mathbf{W}\mathbf{h}_{t-1} + \mathbf{U}\mathbf{x}_t$$

$$\mathbf{h}_t = \tanh(\mathbf{z}_t)$$

$$\delta \mathbf{h}_{t-1} = \boxed{g'(\mathbf{z}_t) * \mathbf{W}^T} \delta \mathbf{h}_t$$

$$\tanh(x) = g(x)$$

LSTM

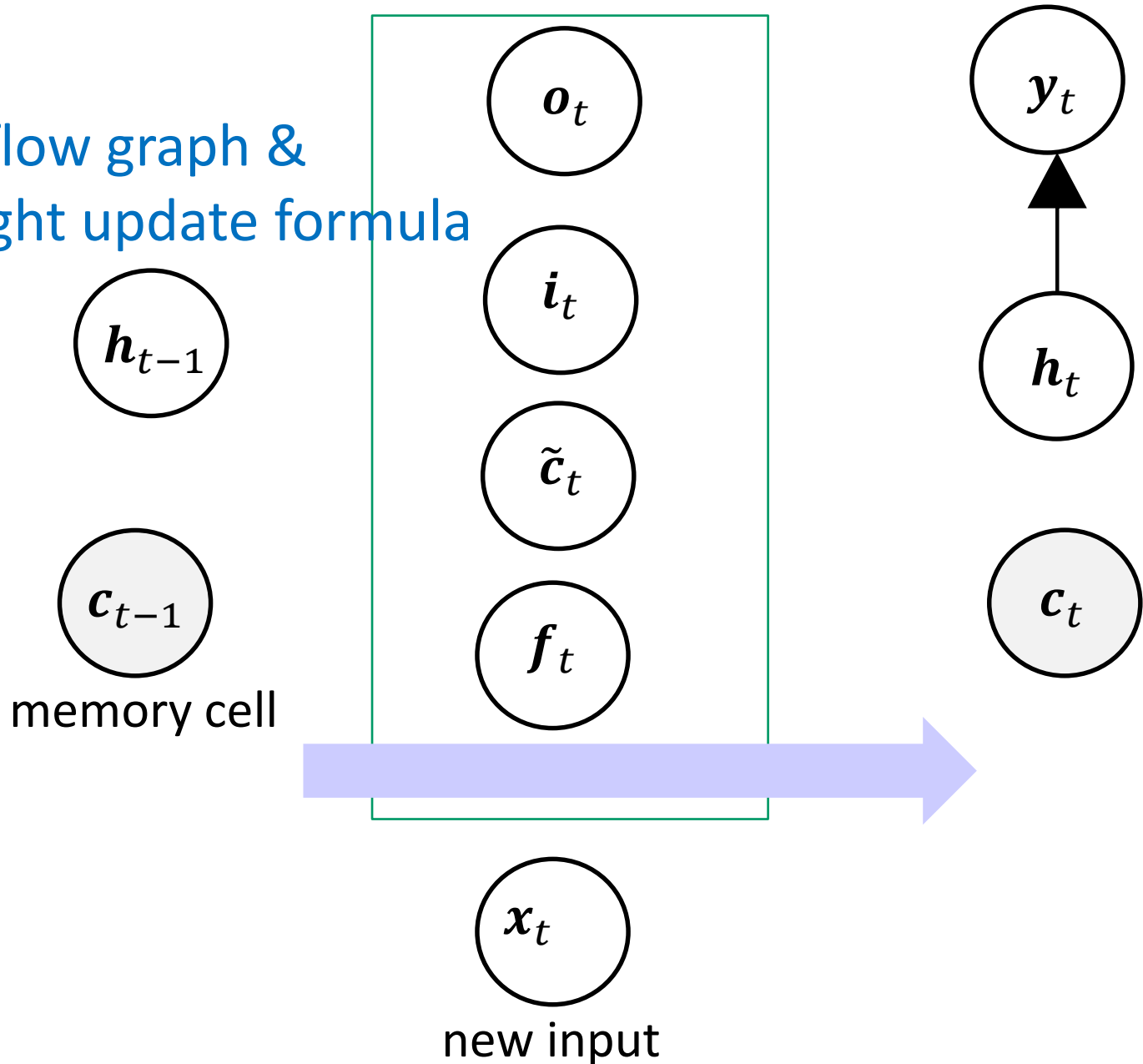


$$\delta \mathbf{c}_{t-1} = (g'(\mathbf{c}_{t-1}) \circ g'(\mathbf{z}_t) \circ \mathbf{o}_{t-1} \circ \mathbf{i}_t \circ \mathbf{U}^T + \boxed{f_t}) \circ \delta \mathbf{c}_t$$

This additive term is the key for dealing with vanishing gradient problems

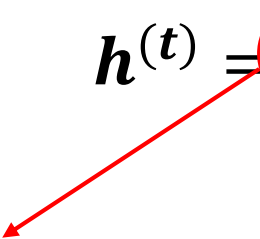
Exercise: Backpropagation for LSTM

Complete flow graph &
derive weight update formula



Gated Recurrent Units [Cho et al '14]

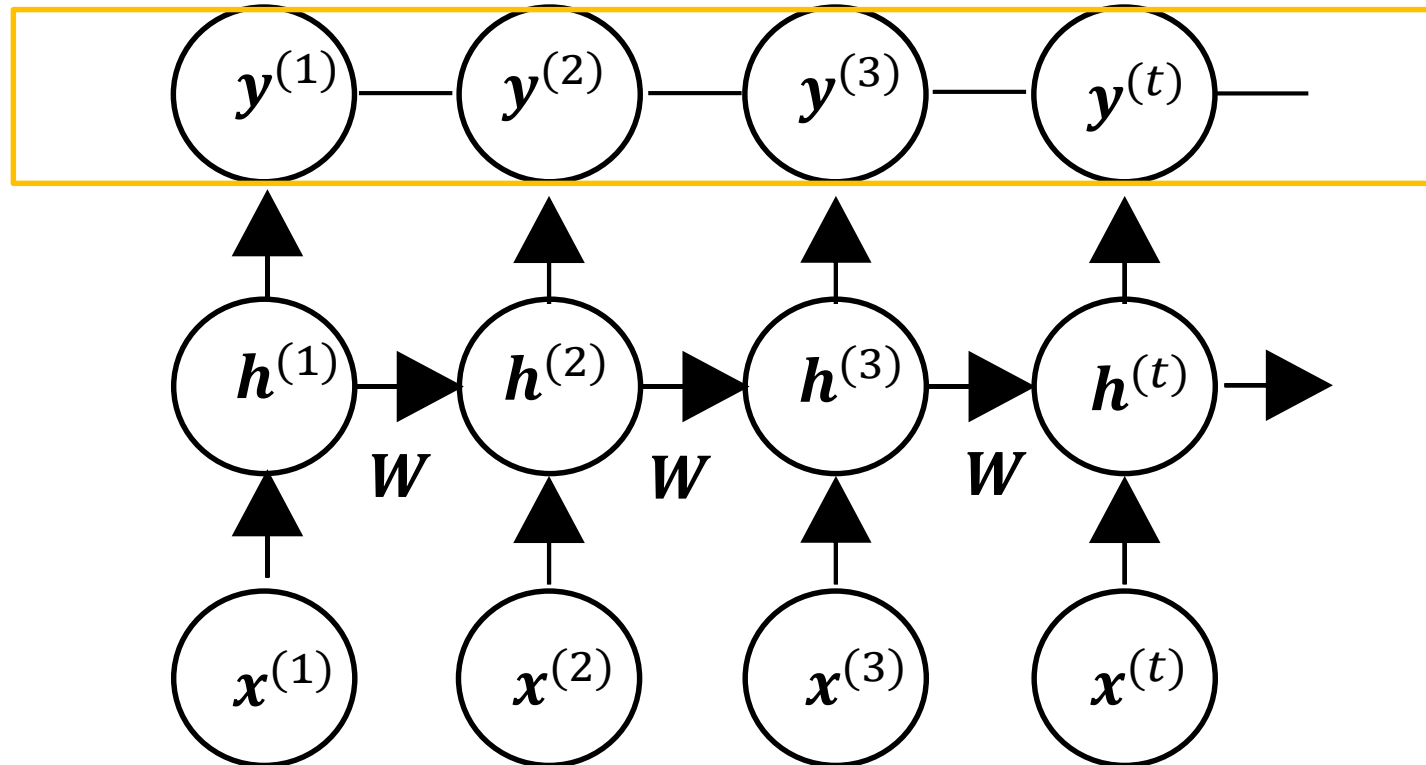
- Alternative architecture to handle long-term dependencies

$$h^{(t)} = f(x^{(t)}, h^{(t-1)})$$


- $z^{(t)} = \sigma(W^{(z)}x^{(t)} + U^{(z)}h^{(t-1)})$ (Update gate)
- $r^{(t)} = \sigma(W^{(r)}x^{(t)} + U^{(r)}h^{(t-1)})$ (Reset gate)
- $\tilde{h}^{(t)} = \tanh(r^{(t)} \circ U h^{(t-1)} + W x^{(t)})$ (New memory)
- $h^{(t)} = (1 - z^{(t)}) \circ \tilde{h}^{(t)} + z^{(t)} \circ h^{(t-1)}$ (Hidden state)


LSTM CRF: RNN with Output Dependency

- The output layer of RNN takes a directed graphical model that contains edges from some $y^{(i)}$ in the past to the current output
 - This model is able to perform a CRF-style of tagging

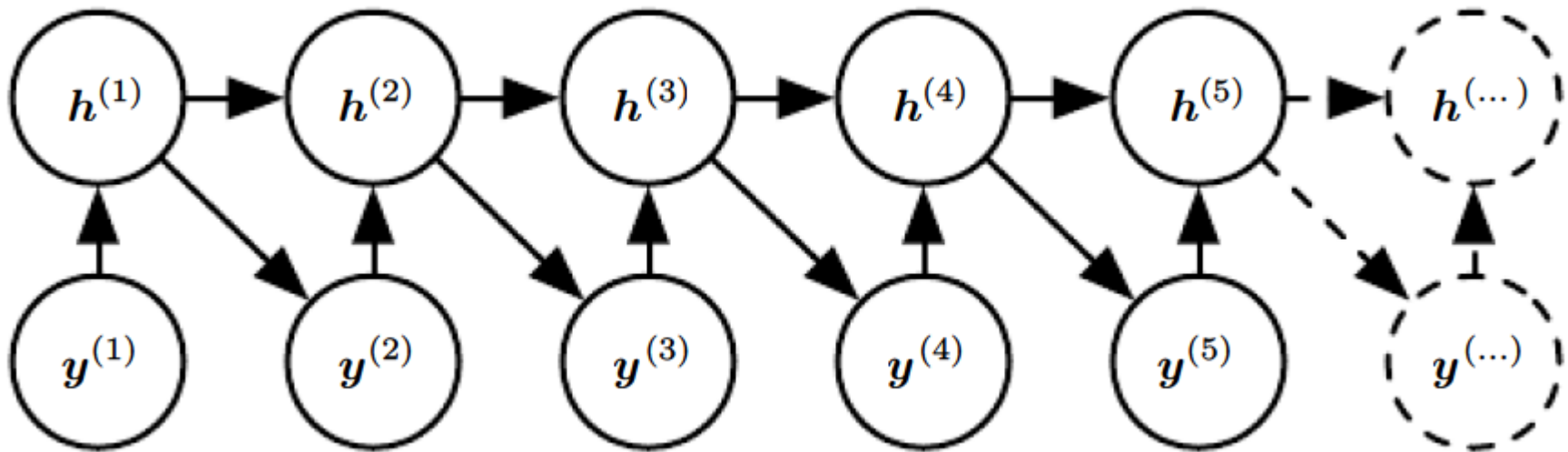


Recurrent Language Model

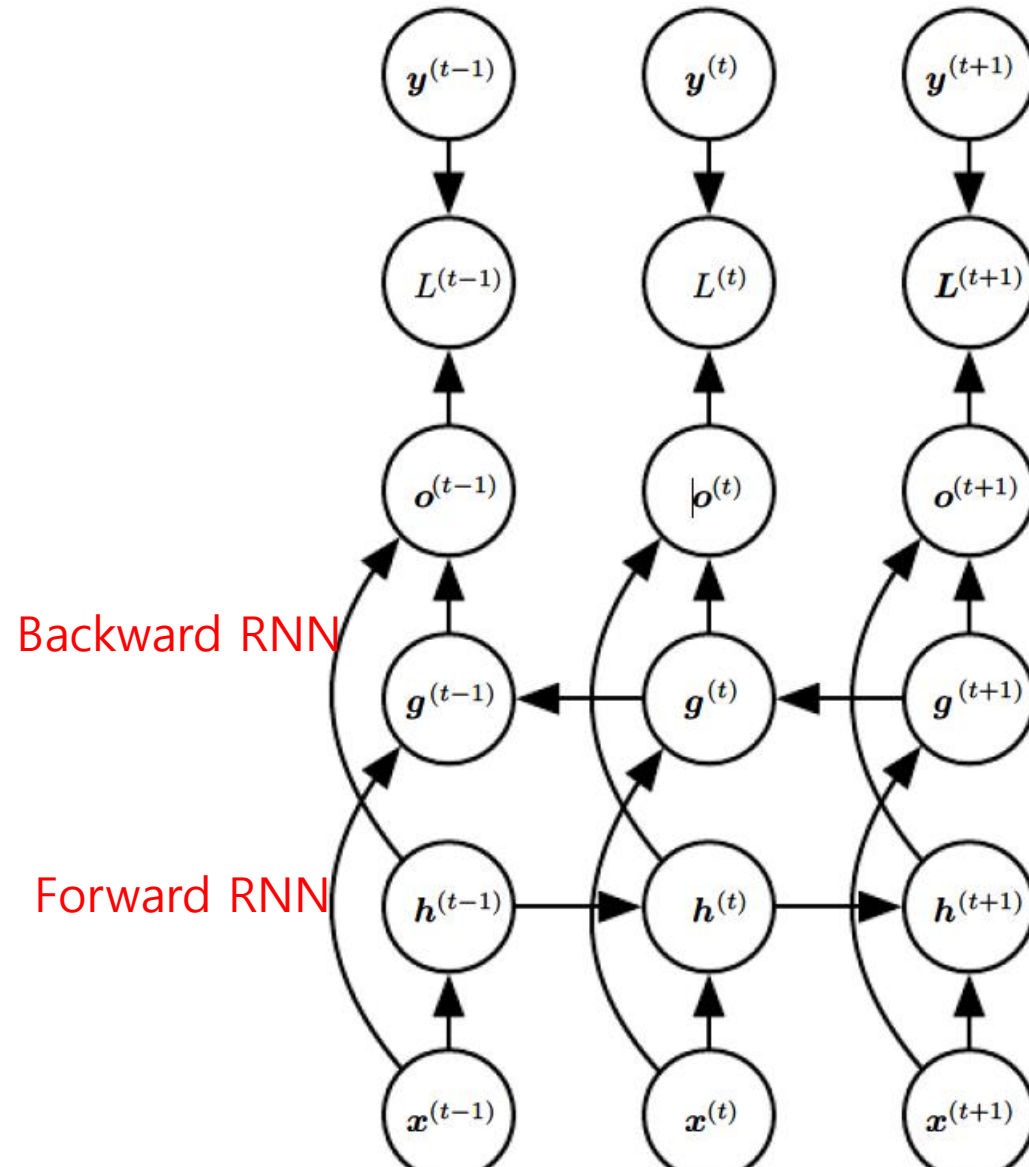
$$P(\mathbb{Y}) = P(y^{(1)}, \dots, y^{(\tau)}) = \prod_{t=1}^{\tau} P(y^{(t)} \mid \boxed{y^{(t-1)}, y^{(t-2)}, \dots, y^{(1)}})$$

 $h^{(t-1)}$

- Introducing the state variable in the graphical model of the RNN



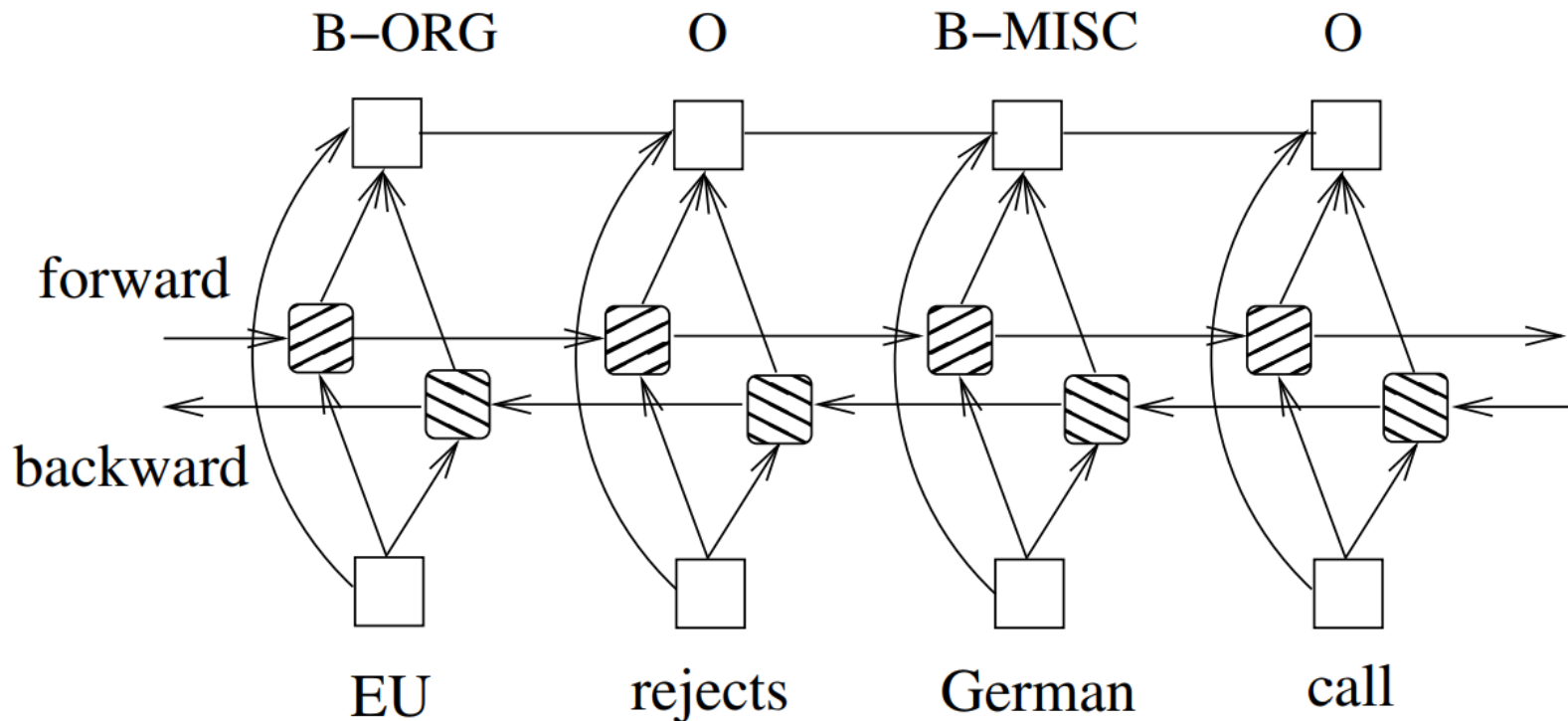
Bidirectional RNN



- Combine two RNNs
 - **Forward RNN**: an RNN that moves forward beginning from the start of the sequence
 - **Backward RNN**: an RNN that moves backward beginning from the end of the sequence
 - It can make a prediction of $y(t)$ depend on the **whole input sequence**.

Bidirectional LSTM CRF [Huang '15]

- One of the state-of-the-art models for sequence labelling tasks



BI-LSTM-CRF model applied to named entity tasks

Bidirectional LSTM CRF [Huang '15]

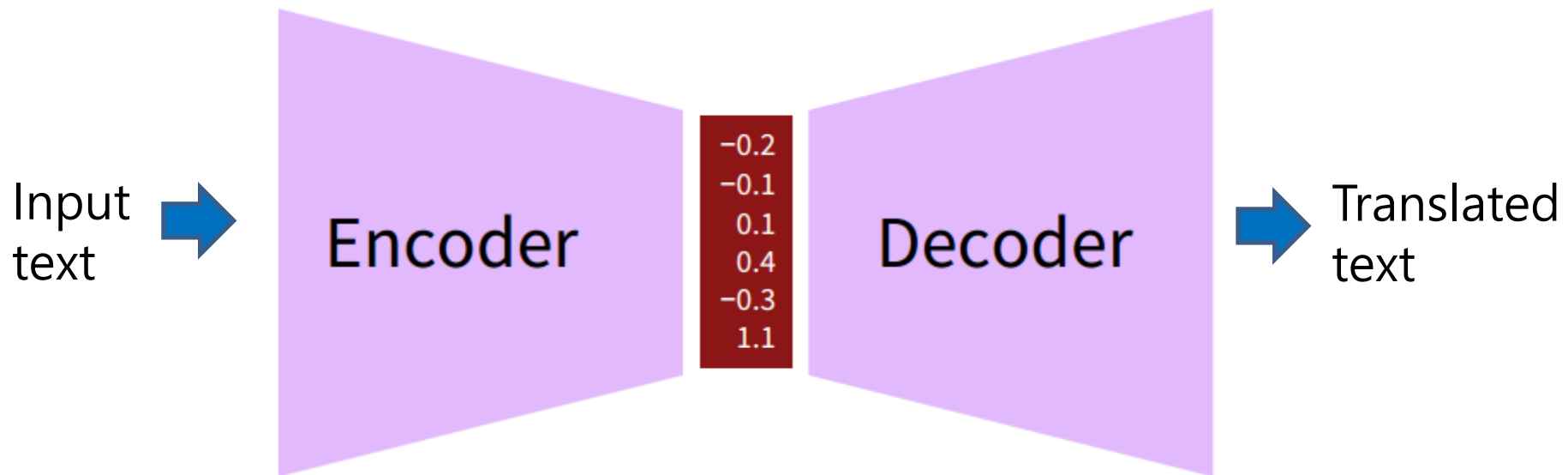
Comparison of tagging performance on POS, chunking and NER tasks for various models [Huang et al. 15]

		POS	CoNLL2000	CoNLL2003
Random	Conv-CRF (Collobert et al., 2011)	96.37	90.33	81.47
	LSTM	97.10	92.88	79.82
	BI-LSTM	97.30	93.64	81.11
	CRF	97.30	93.69	83.02
	LSTM-CRF	97.45	93.80	84.10
	BI-LSTM-CRF	97.43	94.13	84.26
Senna	Conv-CRF (Collobert et al., 2011)	97.29	94.32	88.67 (89.59)
	LSTM	97.29	92.99	83.74
	BI-LSTM	97.40	93.92	85.17
	CRF	97.45	93.83	86.13
	LSTM-CRF	97.54	94.27	88.36
	BI-LSTM-CRF	97.55	94.46	88.83 (90.10)

Neural Machine Translation

- **RNN encoder-decoder**
 - **Neural encoder-decoder**: Conditional recurrent language model
- **Neural machine translation with attention mechanism**
 - Encoder: Bidirectional LSTM
 - Decoder: Attention Mechanism [Bahdanau et al '15]
- **Character based NMT**
 - Hierarchical RNN Encoder-Decoder [Ling '16]
 - Subword-level Neural MT [Sennrich '15]
 - Hybrid NMT [Luong & Manning '16]
 - Google's NMT [Wu et al '16]

Neural Encoder-Decoder




Neural Encoder-Decoder: Conditional Recurrent Language Model

Le chat assis sur le tapis.

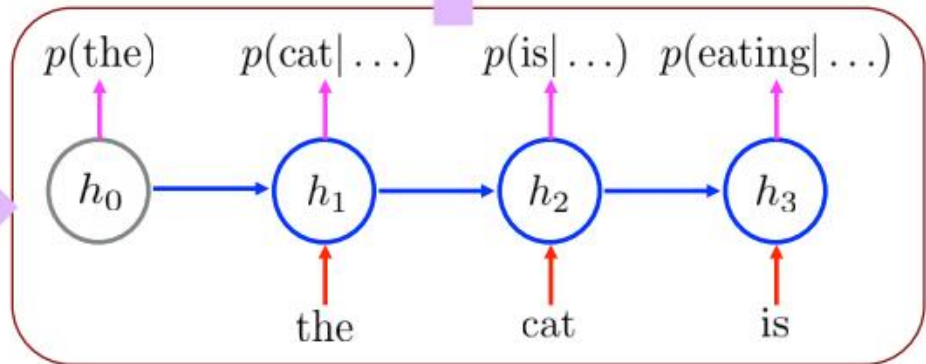


Encoder

Y

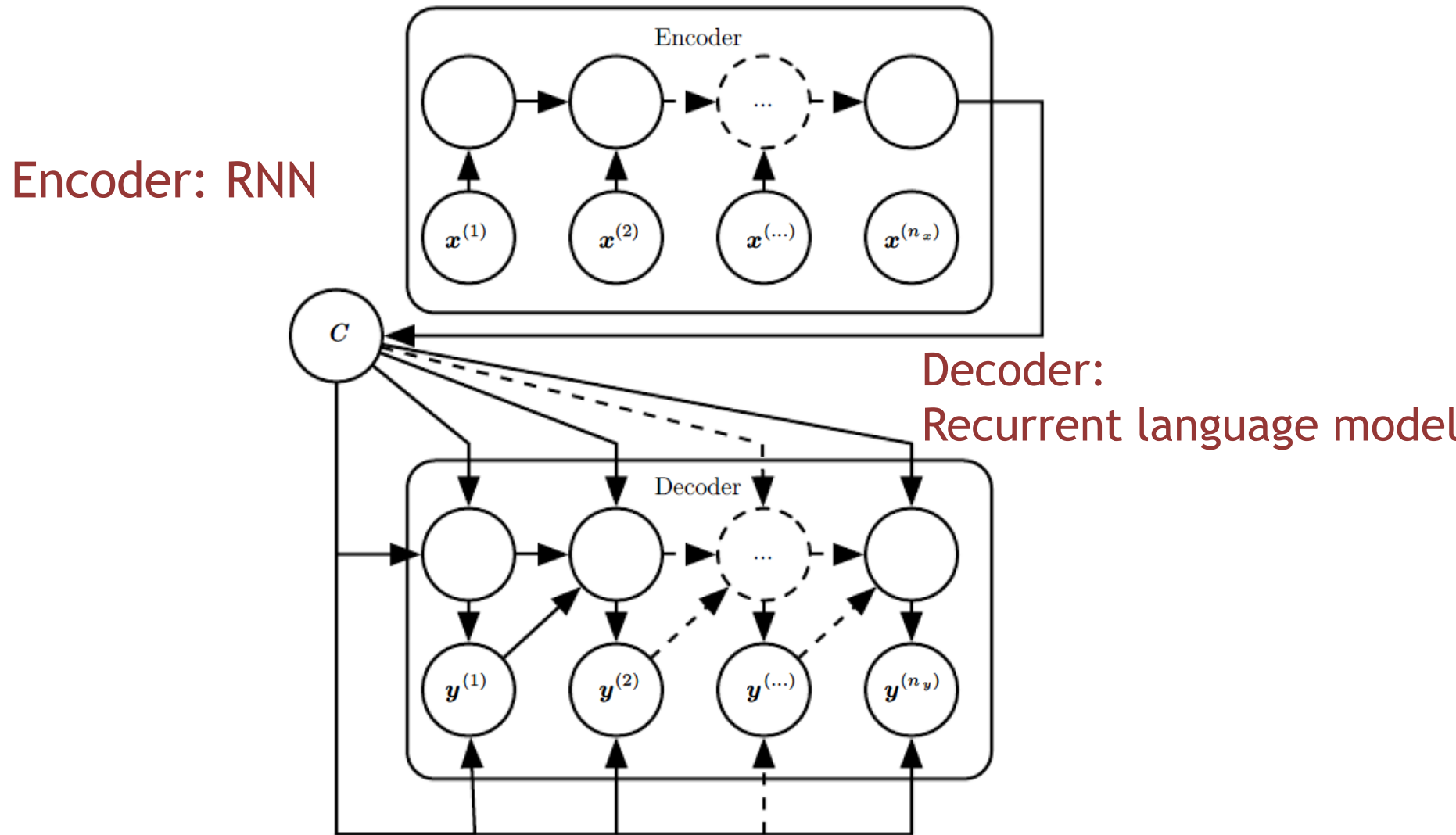


The cat sat on the mat.

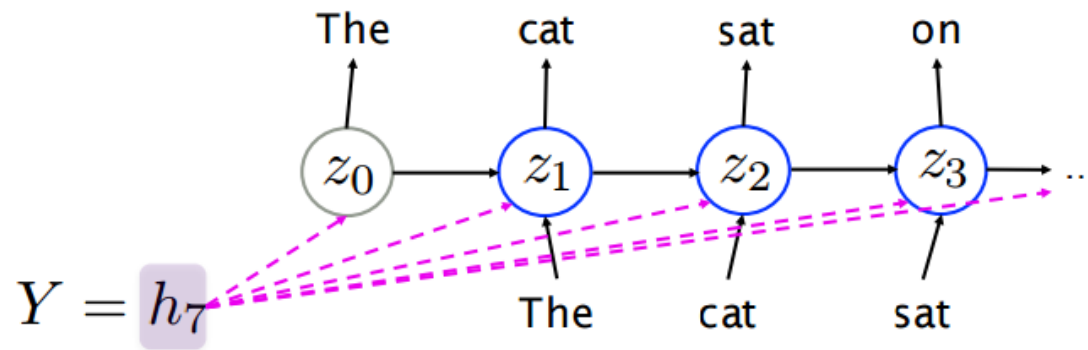


Neural Encoder-Decoder [Cho et al '14]

- Computing the log of translation probability $\log P(y|x)$ by two RNNs



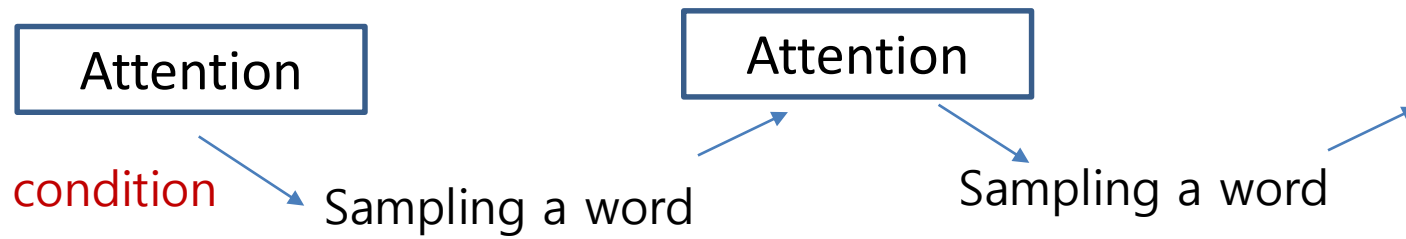
Decoder: Recurrent Language Model



- Usual recurrent language model, except
 1. Transition $z_t = f(z_{t-1}, x_t, \mathbf{Y})$
 2. Backpropagation $\sum_t \partial z_t / \partial \mathbf{Y}$
- Same learning strategy as usual: MLE with SGD

$$\mathcal{L}(\theta, D) = \frac{1}{N} \sum_{n=1}^N \sum_{t=1}^{T^n} \log p(x_t^n | x_1^n, \dots, x_{t-1}^n, \mathbf{Y})$$

Neural Encoder-Decoder with Attention Mechanism [Bahdanau et al '15]



- Decoder **with attention mechanism**
 - Apply **attention** first to the encoded representations before generating a next target word
 - Attention: find **aligned source words** for a target word
 - Considered as **implicit alignment process**
 - Context vector **c**:
 - Previously, the last hidden state from RNN encoder [Cho et al '14]
 - Now, content-sensitively chosen with a **mixture of hidden states** of **input sentence at generating each target word**

Decoder with Attention Mechanism

Encoded representations

- Attention: $\text{softmax}(f_a(\mathbf{h}_{t-1}, \bar{\mathbf{H}}_s))$

Attention scoring function

$$\begin{aligned} & \text{score}(\mathbf{h}_{t-1}, \bar{\mathbf{h}}_s) \\ &= \mathbf{v}^T \tanh(\mathbf{W}\mathbf{h}_{t-1} + \mathbf{V}\bar{\mathbf{h}}_s) \end{aligned}$$

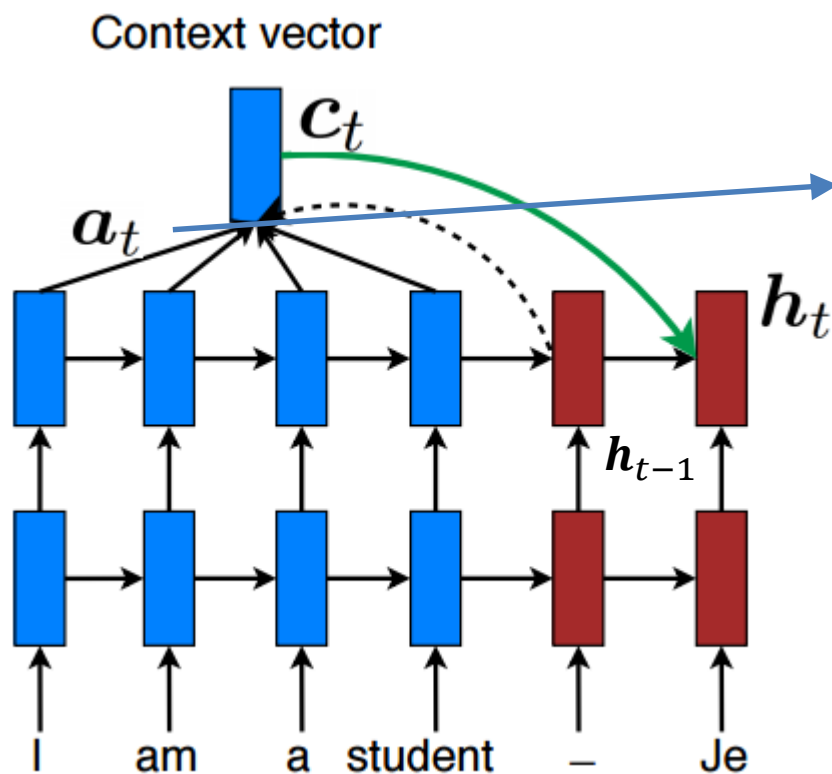
Directly computes a soft alignment

\downarrow softmax

$$a_t(s) = \frac{\exp(\text{score}(\mathbf{h}_{t-1}, \bar{\mathbf{h}}_s))}{\sum_{s'} \exp(\text{score}(\mathbf{h}_{t-1}, \bar{\mathbf{h}}_{s'}))}$$

Expected annotation

$\bar{\mathbf{h}}_s$: a source hidden state



$$\bar{\mathbf{H}}_S = [\bar{\mathbf{h}}_1, \dots, \bar{\mathbf{h}}_n]$$

Decoder with Attention Mechanism

- Original scoring function [Bahdanau et al '15]

$$\text{score}(\mathbf{h}_{t-1}, \bar{\mathbf{h}}_s) = \mathbf{v}^T \tanh(\mathbf{W}\mathbf{h}_{t-1} + \mathbf{V}\bar{\mathbf{h}}_s)$$

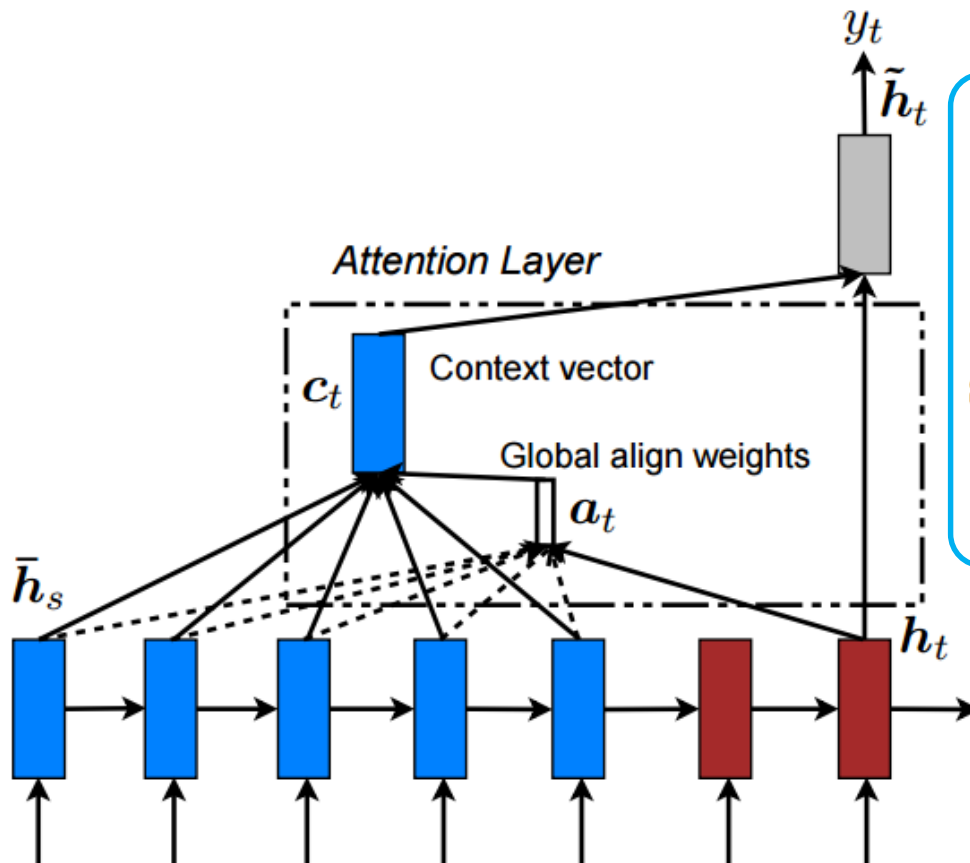
- Extension of scoring functions [Luong et al '15]

$$\text{score}(\mathbf{h}_t, \bar{\mathbf{h}}_s) = \begin{cases} \mathbf{h}_t^\top \bar{\mathbf{h}}_s & \text{dot} \\ \mathbf{h}_t^\top \mathbf{W}_a \bar{\mathbf{h}}_s & \text{general} \\ \mathbf{W}_a[\mathbf{h}_t; \bar{\mathbf{h}}_s] & \text{concat} \end{cases}$$

Bilinear function

Neural Encoder-Decoder with Attention Mechanism [Luong et al '15]

- Computation path: $\mathbf{h}_t \rightarrow \mathbf{a}_t \rightarrow \mathbf{c}_t \rightarrow \tilde{\mathbf{h}}_t$
 - Previously, $\mathbf{h}_{t-1} \rightarrow \mathbf{a}_t \rightarrow \mathbf{c}_t \rightarrow \mathbf{h}_t$



- Attention scoring function

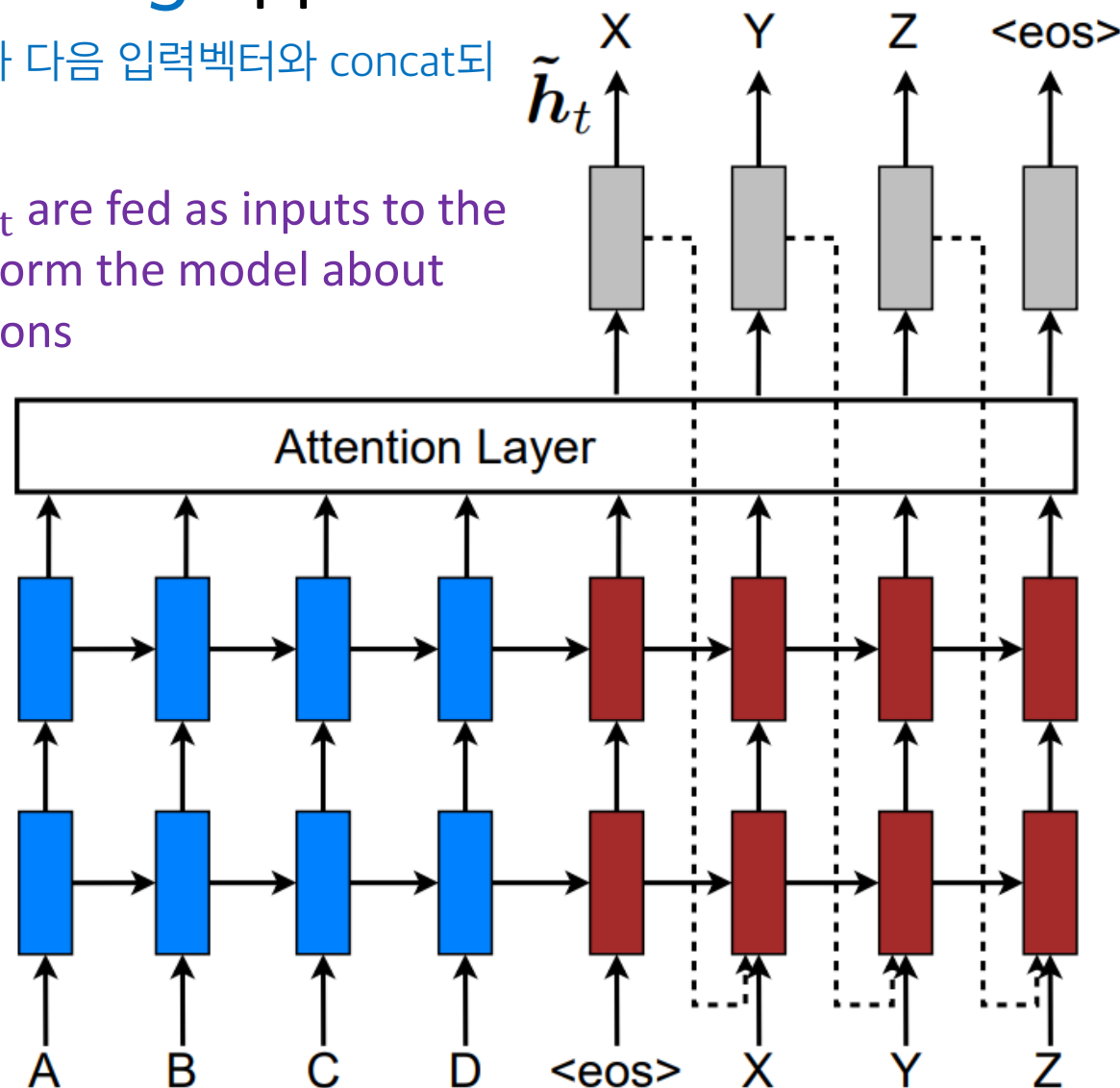
$$\text{score}(\mathbf{h}_t, \bar{\mathbf{h}}_s) = \begin{cases} \mathbf{h}_t^\top \bar{\mathbf{h}}_s & \text{dot} \\ \mathbf{h}_t^\top \mathbf{W}_a \bar{\mathbf{h}}_s & \text{general} \\ \mathbf{W}_a [\mathbf{h}_t; \bar{\mathbf{h}}_s] & \text{concat} \end{cases}$$

Neural Encoder-Decoder with Attention Mechanism [Luong et al '15]

- Input-feeding approach

t에서 attentional 벡터가 다음 입력벡터와 concat되어 t+1의 입력을 구성

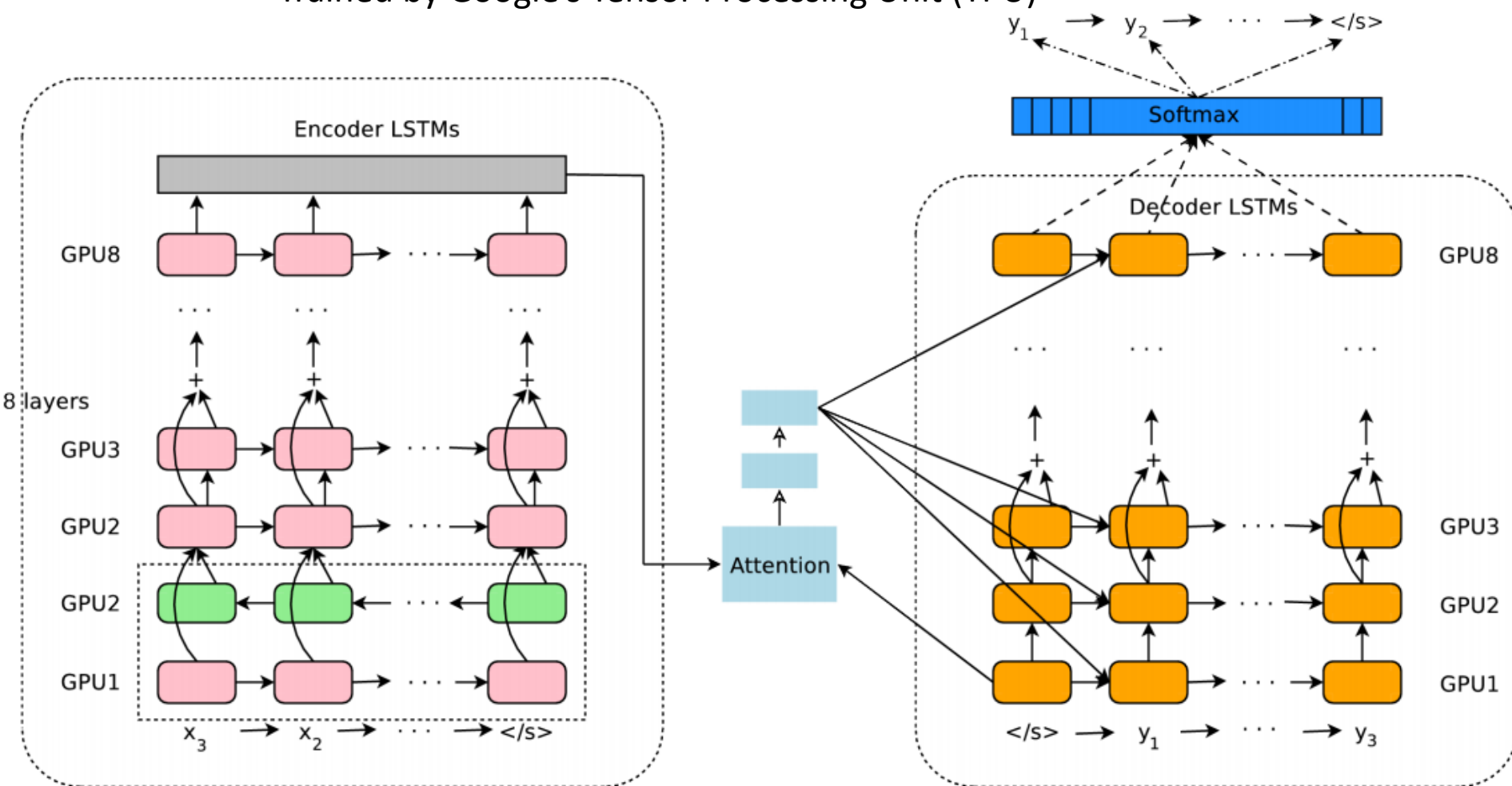
Attentional vectors $\tilde{\mathbf{h}}_t$ are fed as inputs to the next time steps to inform the model about past alignment decisions



GNMT: Google's Neural Machine Translation [Wu et al '16]

Deep LSTM network with 8 encoder and 8 decoder layers using residual connections as well as attention connections from the decoder network to the encoder.

Trained by Google's Tensor Processing Unit (TPU)



GNMT: Google's Neural Machine Translation [Wu et al '16]

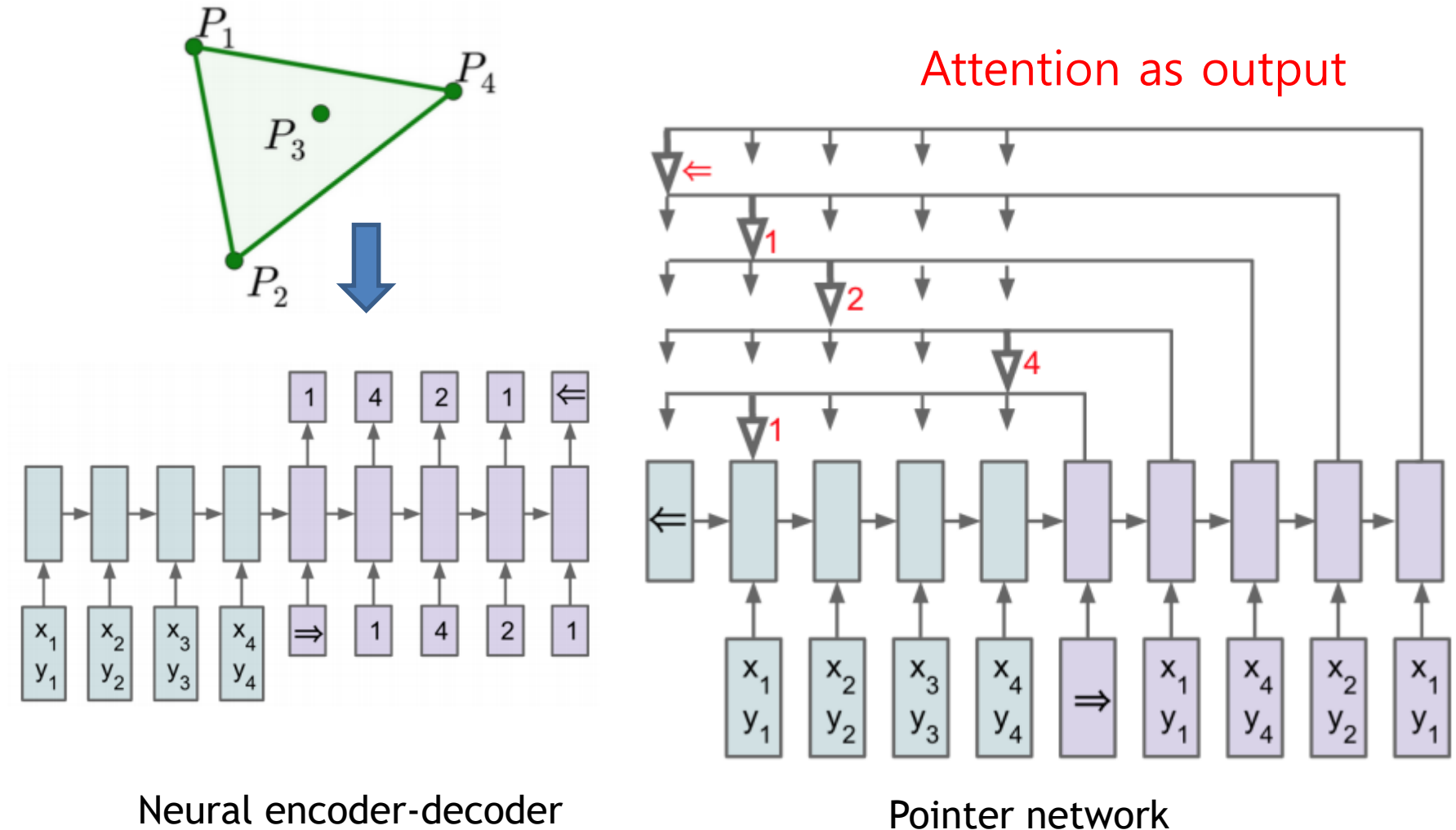
Mean of side-by-side scores on production data

	PBMT	GNMT	Human	Relative Improvement
English → Spanish	4.885	5.428	5.504	87%
English → French	4.932	5.295	5.496	64%
English → Chinese	4.035	4.594	4.987	58%
Spanish → English	4.872	5.187	5.372	63%
French → English	5.046	5.343	5.404	83%
Chinese → English	3.694	4.263	4.636	60%

Reduces translation errors by an average of 60% compared to Google's phrase-based production system.

Pointer Network

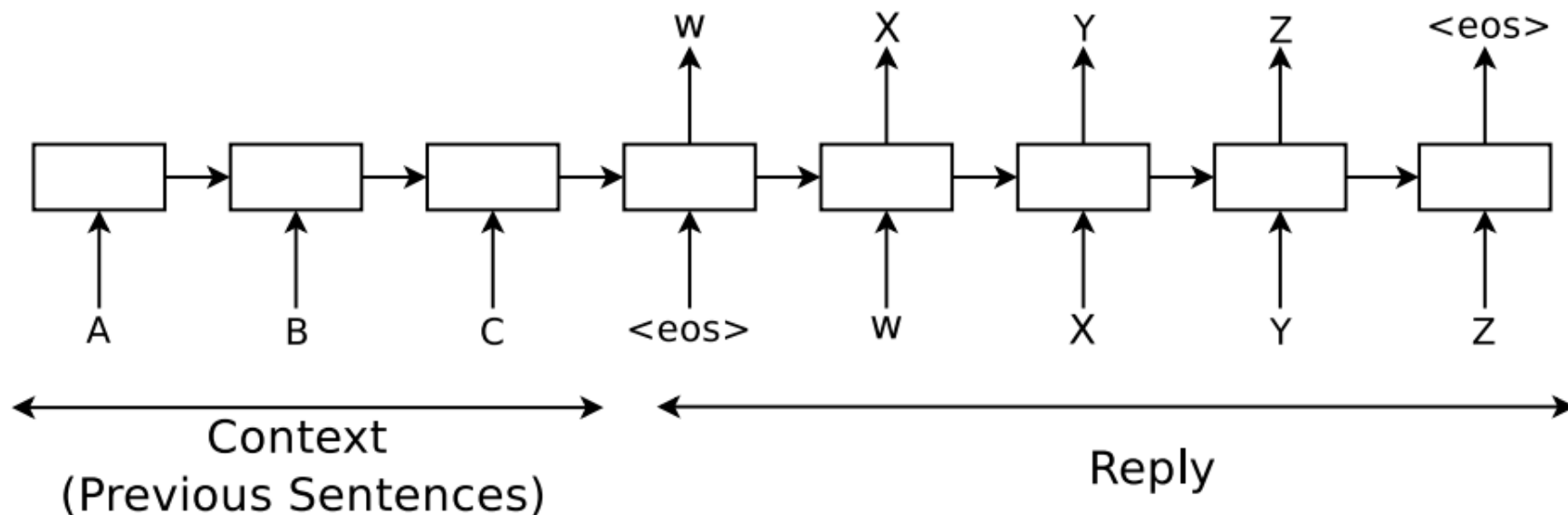
- Attention as a pointer to select a member of the input sequence as the output.



Neural Conversational Model

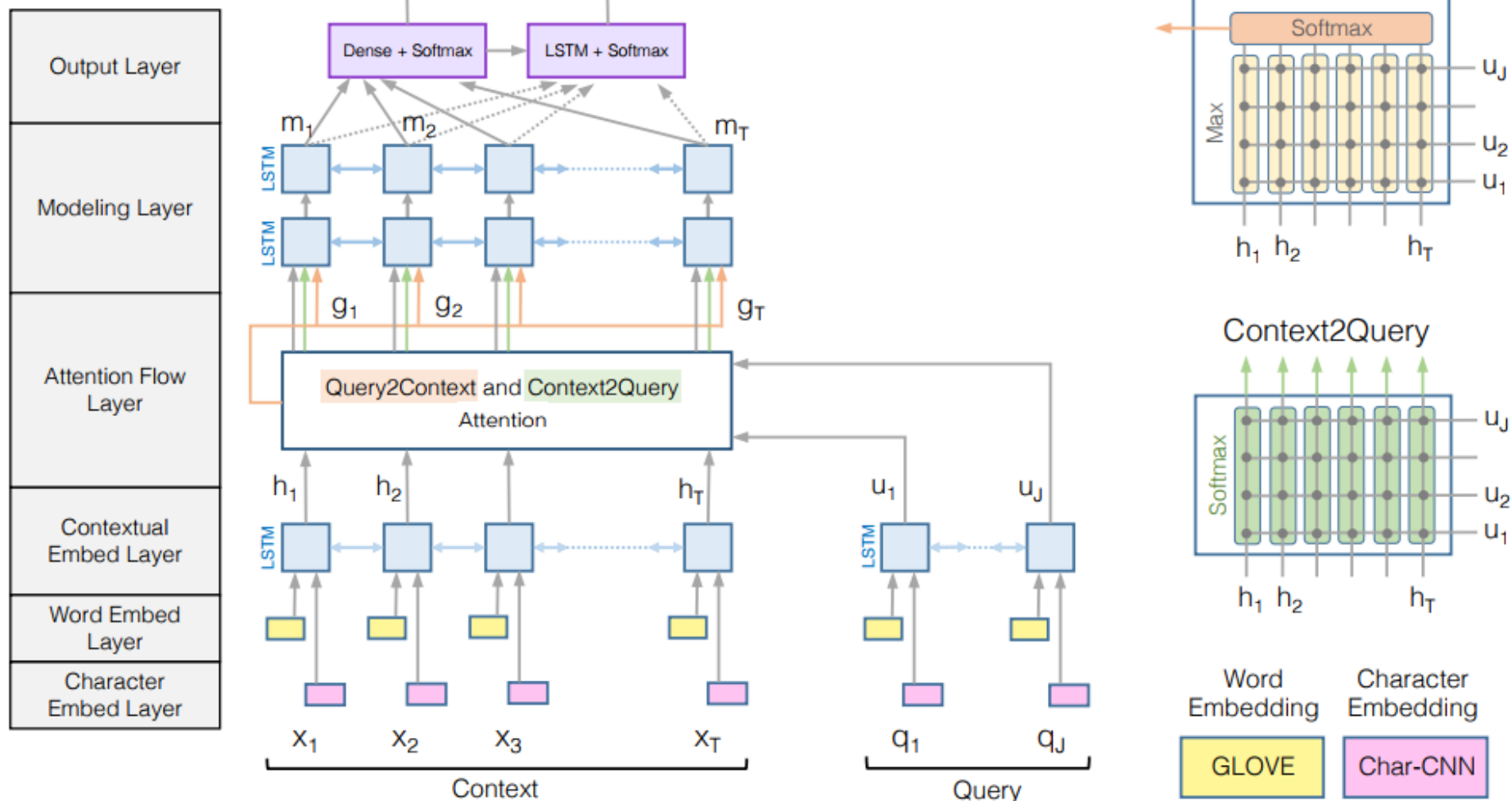
[Vinyals and Le ' 15]

- Using neural encoder-decoder for conversations
 - Response generation



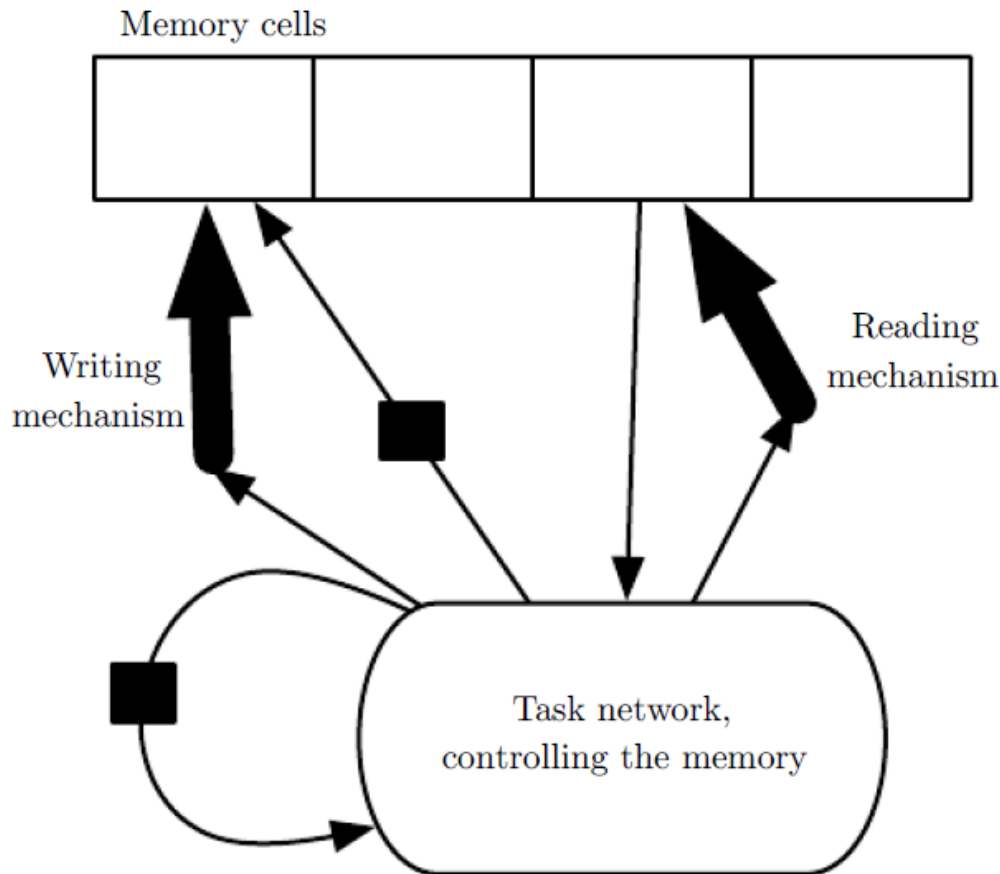
BIDAF for Machine Reading Comprehension [Seo '17]

Bidirectional attention flow



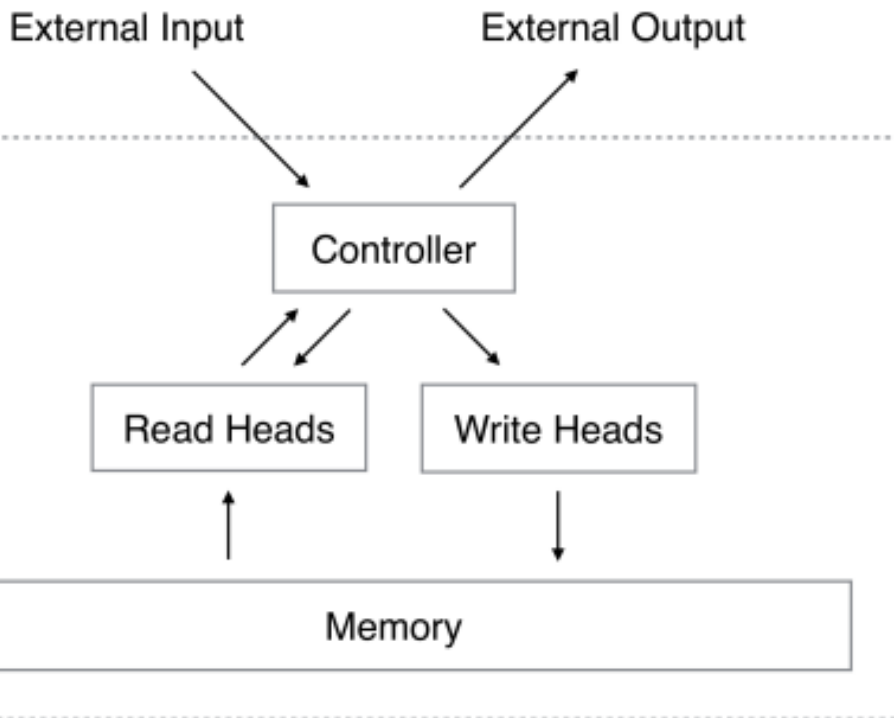
Memory Augmented Neural Networks

- Extend the capabilities of neural networks **by coupling them to external memory resources**, which they can interact with by **attentional** processes
 - Writing & Reading mechanisms are added



- Examples
 - Neural Turing Machine
 - Differentiable Neural Computer
 - Memory networks

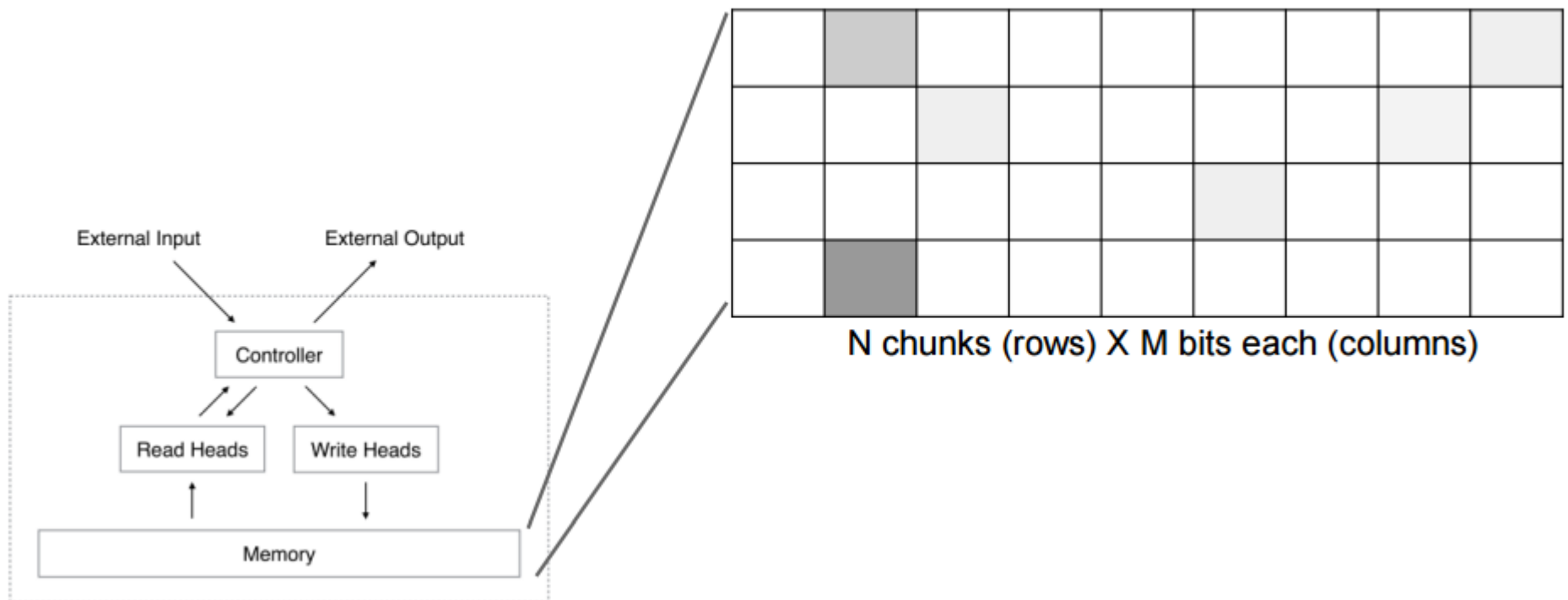
Neural Turing Machine [Graves '14]



- Two basic components: A neural network **controller** and a **memory bank**.
- The controller network receives inputs from an external environment and emits outputs in response.
 - It also **reads to and writes from a memory matrix** via a set of parallel **read and write heads**.

Memory

- Memory M_t
 - The contents of the $N \times M$ memory matrix at time t



Read/Write Operations for Memory

- Read from memory (“blurry”)

$$\mathbf{r}_t \leftarrow \sum_i w_t(i) \mathbf{M}_t(i)$$

- \mathbf{w}_t : a vector of weightings over the N locations emitted by a read head at time t ($\sum_i w_t(i) = 1$)
 - \mathbf{r}_t : The length M **read vector**
- Write to memory (“blurry”)

$$\tilde{\mathbf{M}}_t(i) \leftarrow \mathbf{M}_{t-1}(i) [\mathbf{1} - w_t(i) \mathbf{e}_t]$$

$$\mathbf{M}_t(i) \leftarrow \tilde{\mathbf{M}}_t(i) + w_t(i) \mathbf{a}_t.$$

- Each write: an **erase** followed by an **add**
 - \mathbf{e}_t : Erase vector, \mathbf{a}_t : Add vector

Addressing by Content

- Based on **Attention mechanism**
 - Focuses **attention on locations** based on the similarity b/w the current values and values emitted by the controller

$$w_t^c(i) \leftarrow \frac{\exp \left(\beta_t K [\mathbf{k}_t, \mathbf{M}_t(i)] \right)}{\sum_j \exp \left(\beta_t K [\mathbf{k}_t, \mathbf{M}_t(j)] \right)}$$

- \mathbf{k}_t : The length M **key vector**
- β_t : a key strength, which can amplify or attenuate the precision of the focus
- $K[\mathbf{u}, \mathbf{v}]$: similarity measure \rightarrow cosine similarity

Addressing

- Interpolating content-based weights with previous weights

$$\mathbf{w}_t^g \longleftarrow g_t \mathbf{w}_t^c + (1 - g_t) \mathbf{w}_{t-1}.$$

- which results in **the gated weighting**
- A scalar interpolation gate g_t
 - Blend between the weighing \mathbf{w}_{t-1} produced by the head at the previous time and the weighting \mathbf{w}_c produced by the content system at the current time-step

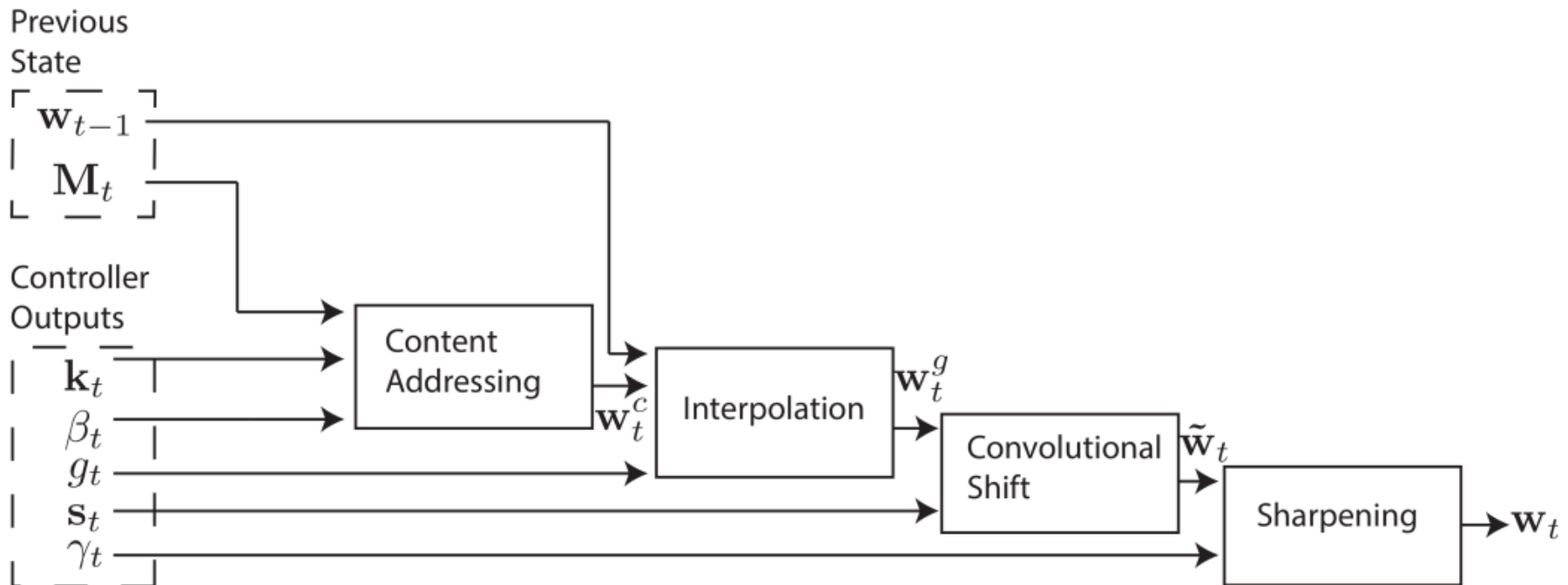
Addressing by Location

- Based on **Shifting**

$$\tilde{w}_t(i) \leftarrow \sum_{j=0}^{N-1} w_t^g(j) s_t(i-j) \quad w_t(i) \leftarrow \frac{\tilde{w}_t(i)^{\gamma_t}}{\sum_j \tilde{w}_t(j)^{\gamma_t}}$$

- s_t : shift weighting that defines a normalized distribution over the allowed integer shifts
 - E.g.) The simplest way: to use a softmax layer
 - Scalar-based: if the shift scholar is 6.7, then $s_t(6)=0.3$, $s_t(7)=0.7$, and the rest of s_t is zero
- γ_t : an additional scalar which sharpen the final weighting

Addressing: Architecture



Controller

Output for read head

- $\mathbf{k}_t^R \in R^M$
- $\mathbf{s}_t^R \in (0,1)^N$
- $\beta_t^R \in R^+$
- $\gamma_t^R \in R^{\geq 1}$
- $g_t^R \in (0,1)$

Output for write head

- $\mathbf{e}_t, \mathbf{a}_t, \mathbf{k}_t^W \in R^M$
- $\mathbf{s}_t^W \in (0,1)^N$
- $\beta_t^W \in R^+$
- $\gamma_t^W \in R^{\geq 1}$
- $g_t^W \in (0,1)$

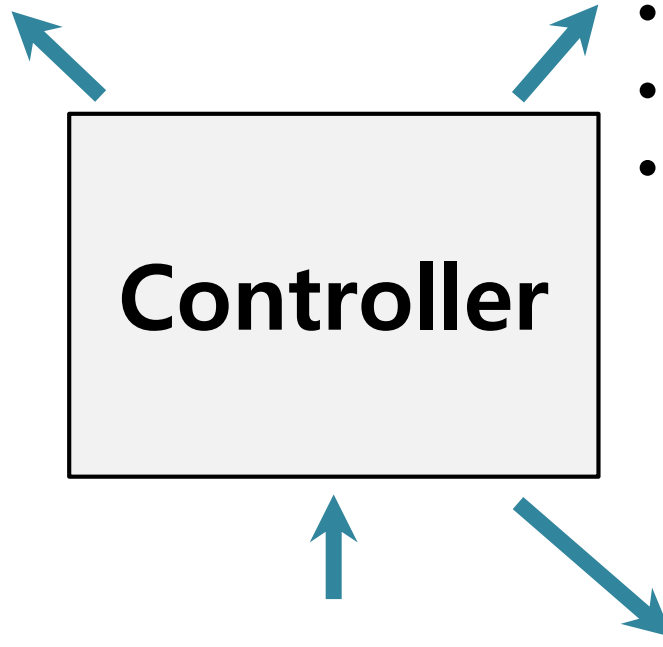
Controller

The network for
controller:
FNN or RNN

Input

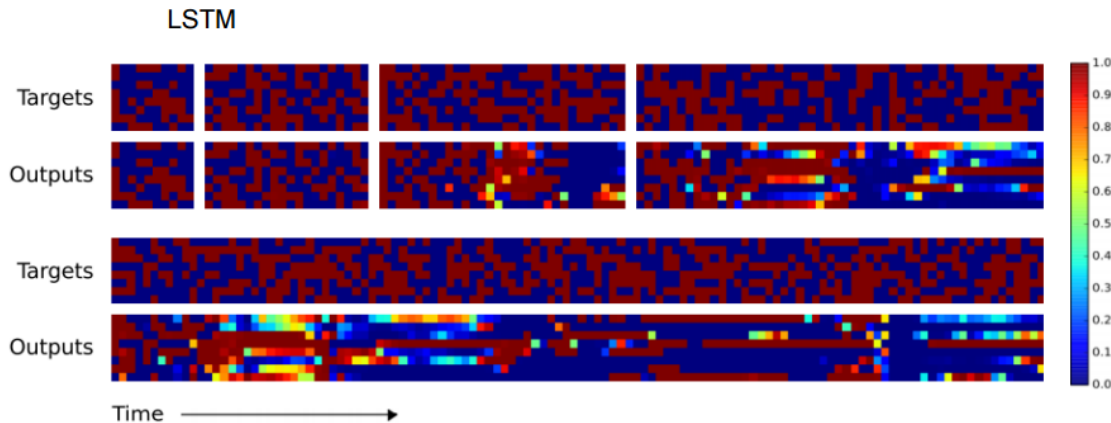
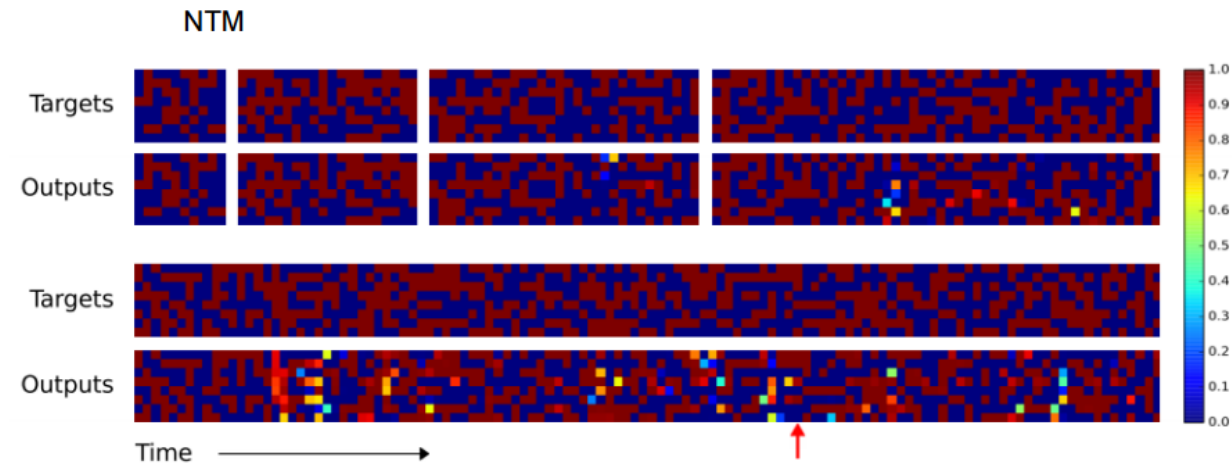
$$\mathbf{r}_t \in R^M$$

External output



NTM vs. LSTM: Copy task


- Task: Copy sequences of eight bit random vectors, where sequence lengths were randomised b/w 1 and 20




NTM vs. LSTM: Mult copy

NTM

Length 10, Repeat 20




Length 20, Repeat 10




LSTM

Length 10, Repeat 20



Length 20, Repeat 10

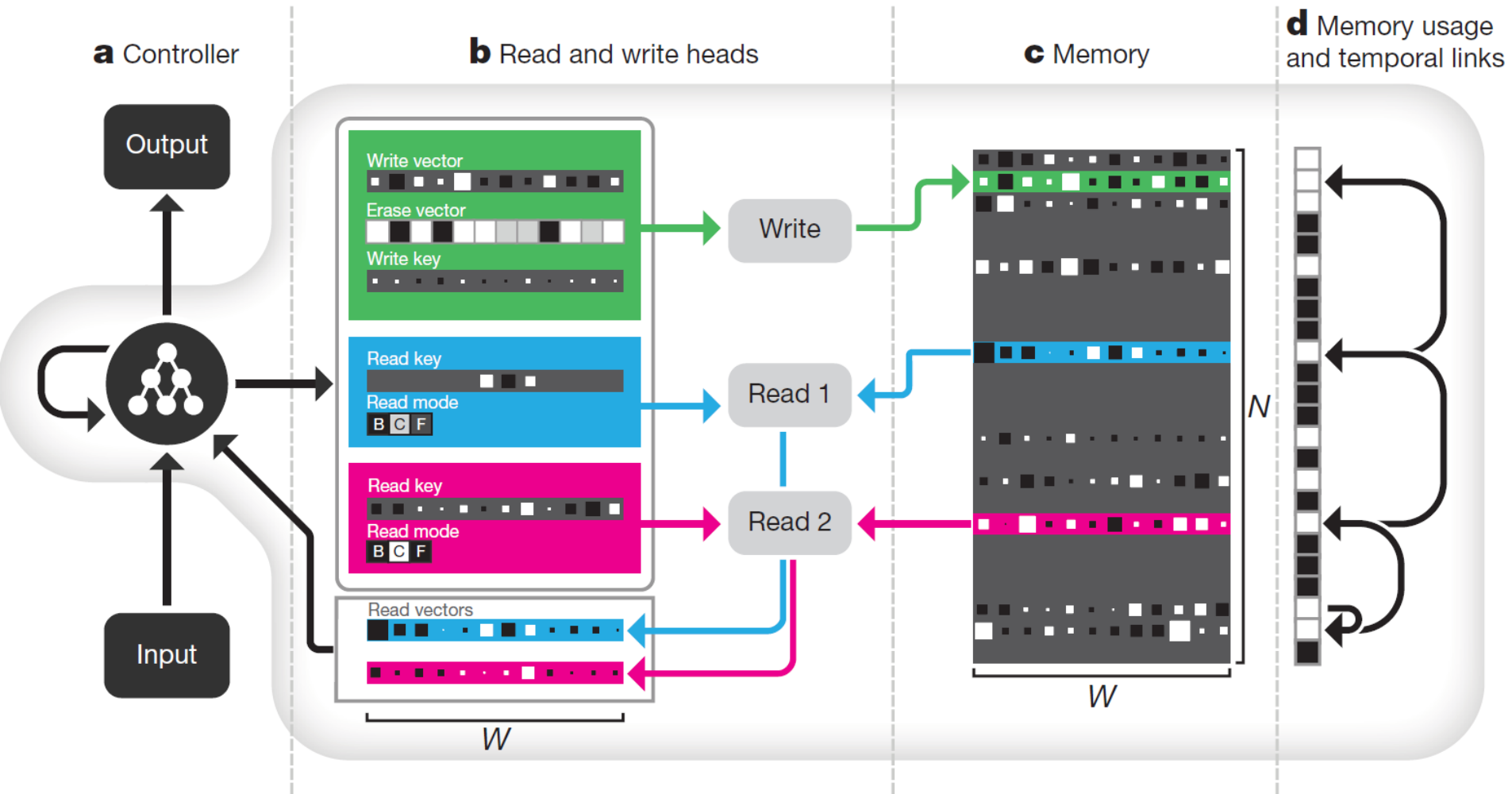


Time →

Differentiable Neural Computers

- Extension of NTM by advancing Memory addressing
- Memory addressing are defined by three main attention mechanisms
 - Content (also used in NTM)
 - memory allocation
 - Temporal order
- The controller **interpolates** among these mechanisms using scalar gates

DNC: Overall architecture



DNC: bAbI Results

- Each story is treated as a separate sequence and presented it to the network in the form of word vectors, one word at a time.

mary journeyed to the kitchen. mary moved to the bedroom.
john went back to the hallway. john picked up the milk there.
what is john carrying ? - john travelled to the garden. john
journeyed to the bedroom. what is john carrying ? - mary
travelled to the bathroom. john took the apple there. what is
john carrying ? - -

The answers required at the ‘-’ symbols, grouped by question into braces, are {milk}, {milk}, {milk apple}

The network was trained to minimize the cross-entropy of the softmax outputs with respect to the target words

DNC: bAbI Results

Task	bAbI Best Results						
	LSTM (Joint)	NTM (Joint)	DNC1 (Joint)	DNC2 (Joint)	MemN2N (Joint) ²¹	MemN2N (Single) ²¹	DMN (Single) ²⁰
1: 1 supporting fact	24.5	31.5	0.0	0.0	0.0	0.0	0.0
2: 2 supporting facts	53.2	54.5	1.3	0.4	1.0	0.3	1.8
3: 3 supporting facts	48.3	43.9	2.4	1.8	6.8	2.1	4.8
4: 2 argument rels.	0.4	0.0	0.0	0.0	0.0	0.0	0.0
5: 3 argument rels.	3.5	0.8	0.5	0.8	6.1	0.8	0.7
6: yes/no questions	11.5	17.1	0.0	0.0	0.1	0.1	0.0
7: counting	15.0	17.8	0.2	0.6	6.6	2.0	3.1
8: lists/sets	16.5	13.8	0.1	0.3	2.7	0.9	3.5
9: simple negation	10.5	16.4	0.0	0.2	0.0	0.3	0.0
10: indefinite knowl.	22.9	16.6	0.2	0.2	0.5	0.0	0.0
11: basic coreference	6.1	15.2	0.0	0.0	0.0	0.1	0.1
12: conjunction	3.8	8.9	0.1	0.0	0.1	0.0	0.0
13: compound coref.	0.5	7.4	0.0	0.1	0.0	0.0	0.2
14: time reasoning	55.3	24.2	0.3	0.4	0.0	0.1	0.0
15: basic deduction	44.7	47.0	0.0	0.0	0.2	0.0	0.0
16: basic induction	52.6	53.6	52.4	55.1	0.2	51.8	0.6
17: positional reas.	39.2	25.5	24.1	12.0	41.8	18.6	40.4
18: size reasoning	4.8	2.2	4.0	0.8	8.0	5.3	4.7
19: path finding	89.5	4.3	0.1	3.9	75.7	2.3	65.5
20: agent motiv.	1.3	1.5	0.0	0.0	0.0	0.0	0.0
Mean Err. (%)	25.2	20.1	4.3	3.8	7.5	4.2	6.4
Failed (err. > 5%)	15	16	2	2	6	3	2

<http://www.nature.com/nature/journal/v538/n7626/full/nature20101.html>

Deep learning for Natural language processing

- Short intro to NLP
- Word embedding
- Deep learning for NLP

Natural Language Processing

- What is NLP?
 - The automatic processing of human language
 - Give computers the ability to process human language
 - Its goal enables computers to achieve human-like comprehension of texts/languages
- Tasks
 - Text processing
 - POS Tagging / Parsing / Discourse analysis
 - Information extraction
 - Question answering
 - Dialog system / Chatbot
 - Machine translation

Linguistics and NLP

- Many NLP tasks correspond to structural subfields of linguistics

Subfields of linguistics	NLP Tasks
Phonetics	Speech recognition
Phonology	
Morphology	Word segmentation
Syntax	POS tagging Parsing
Semantics	Word sense disambiguation Semantic role labeling Semantic parsing
Pragmatics	Named entity recognition/disambiguation Reading comprehension

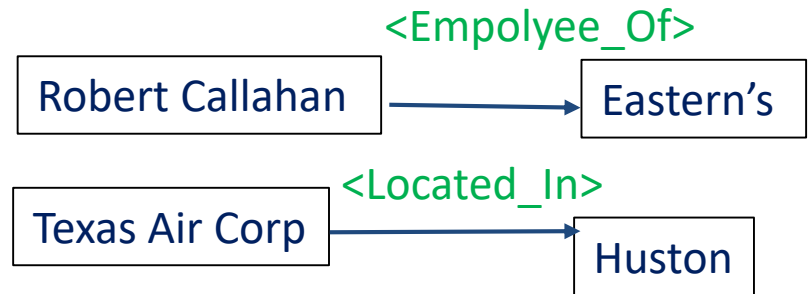
Information Extraction

According to Robert Callahan, president of Eastern's flight attendants union, the past practice of Eastern's parent, Houston-based Texas Air Corp., has involved ultimatums to unions to accept the carrier's terms

Entity extraction

According to **<Per> Robert Callahan </Per>**, president of **<Org> Eastern's </Org>** flight attendants union, the past practice of **<Org> Eastern's </Org>** parent, **<Loc> Houston </Loc>**-based **<Org> Texas Air Corp. </Org>**, has involved ultimatums to unions to accept the carrier's terms

Relation extraction



POS Tagging

- Input: Plays well with others
- Ambiguity: NNS/VBZ UH/JJ/NN/RB IN NNS
- Output: Plays/VBZ well/RB with/IN others/NNS

Parsing

- Sentence: “John ate the apple”
- Parse tree (PSG tree)

$S \rightarrow NP VP$

$NP \rightarrow N$

$NP \rightarrow DET N$

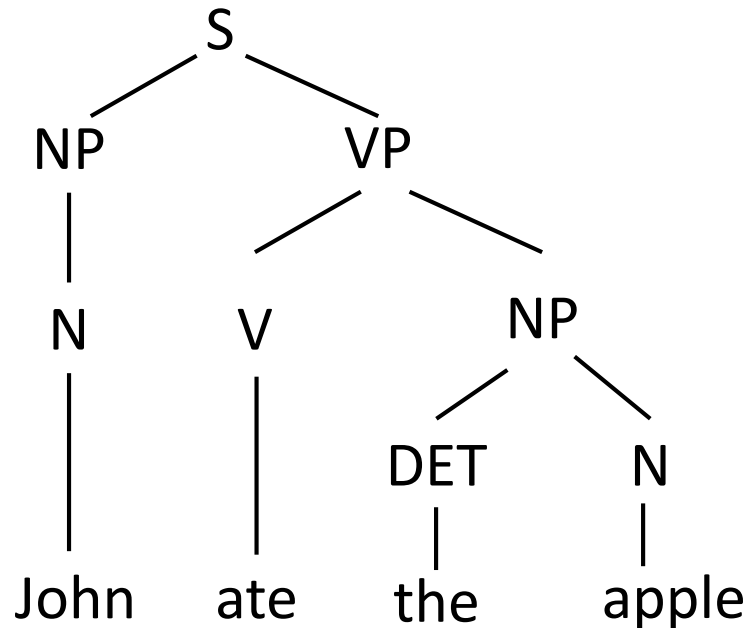
$VP \rightarrow V NP$

$N \rightarrow \text{John}$

$V \rightarrow \text{ate}$

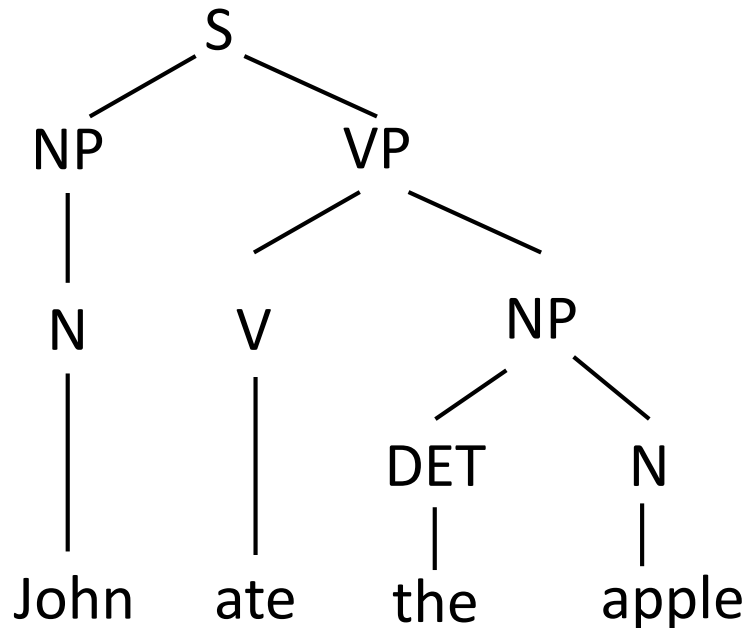
$DET \rightarrow \text{the}$

$N \rightarrow \text{apple}$

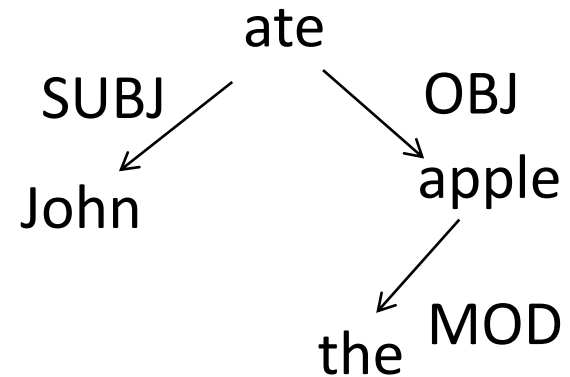


Dependency Parsing

John ate the apple



PSG tree



Dependency tree

Semantic Role Labeling

Jim gave the book to the professor



[Agent Jim] gave [Patient the book]
[Goal to the professor.]

Semantic roles	Description
Agent	Initiator of action, capable of volition
Patient	Affected by action, undergoes change of state
Theme	Entity moving, or being “located”
Experiencer	Perceives action but not in control

Beneficiary

Instrument

Location

Source

Goal

Sentiment analysis

Posted by: big John

(1) *I bought a Samsung camera and my friends brought a Canon camera yesterday.* (2) *In the past week, we both used the cameras a lot.* (3) *The photos from my Samy are not that great, and the battery life is short too.* (4) *My friend was very happy with his camera and loves its picture quality.* (5) *I want a camera that can take good photos.* (6) *I am going to return it tomorrow.*



(Samsung, picture_quality, negative, big John)

(Samsung, battery_life, negative, big John)

(Canon, GENERAL, positive, big John's_friend)

(Canon, picture_quality, positive, big John's_friend)

Coreference Resolution

[A man named Lionel Gaedi] went to [the Port-au-Prince morgue]² in search of [[his] brother], [Josef], but was unable to find [[his] body] among [the piles of corpses that had been left [there]].



[A man named Lionel Gaedi]¹ went to [the Port-au-Prince morgue]² in search of [[his]¹ brother]³, [Josef]³, but was unable to find [[his]³ body]⁴ among [the piles of corpses that had been left [there]²]⁵.

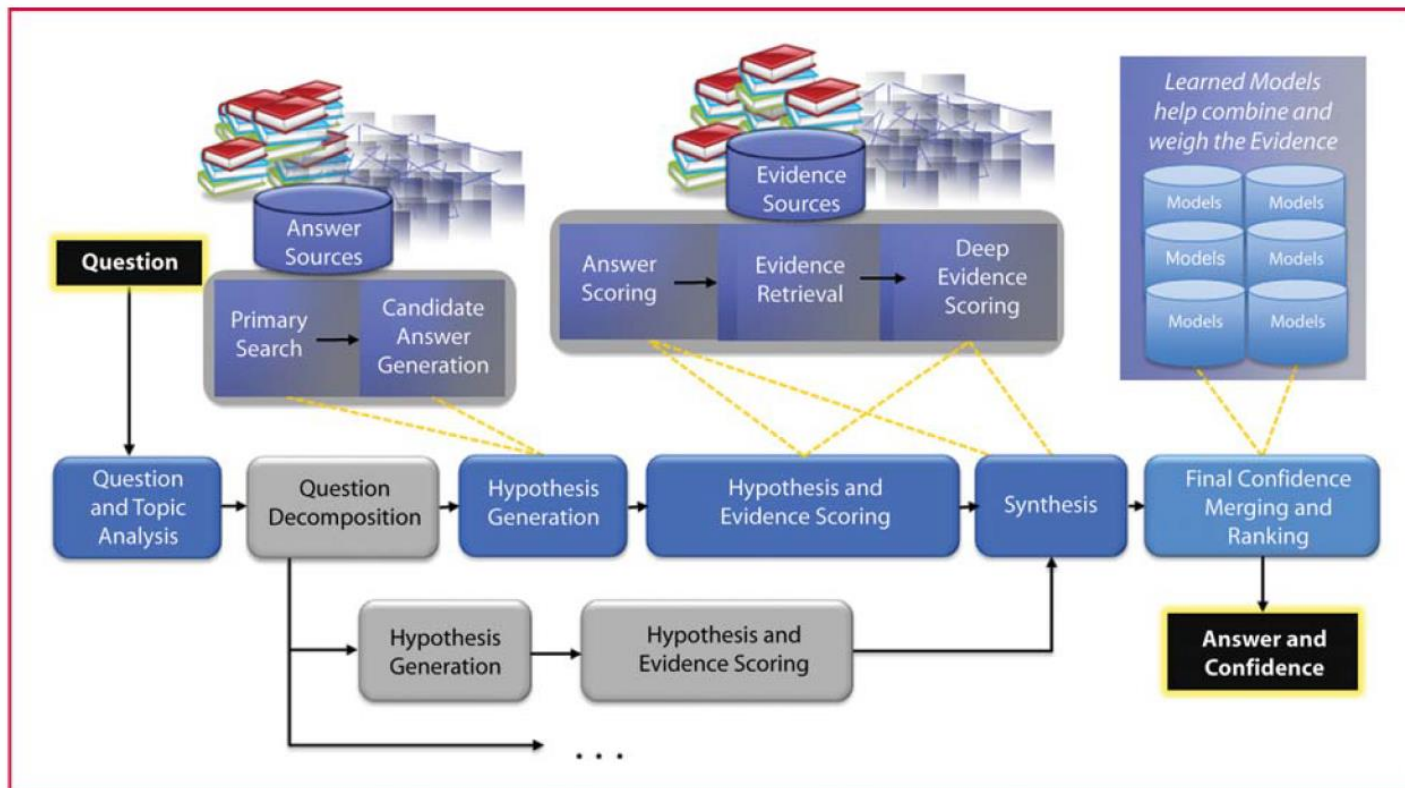
Question Answering

- One of the oldest NLP tasks
- Modern QA systems
 - IBM's Watson, Apple's Siri, etc.
- Examples of Factoid questions

Questions	Answers
Where is the Louvre Museum located?	In Paris, France
What's the abbreviation for limited partnership?	L.P.
What are the names of Odin's ravens?	Huginn and Muninn
What currency is used in China?	The yuan

Example: IBM Watson System

- Open-domain question answering system (DeepQA)
 - In 2011, Watson defeated Brad Rutter and Ken Jennings in the Jeopardy! Challenge



Machine Reading Comprehension

- SQuAD / KorQuAD

In meteorology, precipitation is any product of the condensation of atmospheric water vapor that falls under **gravity**. The main forms of precipitation include drizzle, rain, sleet, snow, **graupel** and hail... Precipitation forms as smaller droplets coalesce via collision with other rain drops or ice crystals **within a cloud**. Short, intense periods of rain in scattered locations are called “showers”.

What causes precipitation to fall?

gravity

What is another main form of precipitation besides drizzle, rain, snow, sleet and hail?

graupel

Where do water droplets collide with ice crystals to form precipitation?

within a cloud

Chatbot

Machine: *hi*

Human: *hello*

Machine: *could you please let me know what are the operating systems you are using ?*

Human: *i am using linux*

Machine: *ok it was in the ssl vpn on which you stated it was broken*

Machine: *please check if you are logged in to corp network*

Machine: *what is the error that you are running please*

Human: *i am seeing an error related to vpn*

Machine: *what is the error message that you are getting when connecting to vpn using network connect ?*

Human: *connection refused or something like that*

Machine: *may i know the version of network connect you connect ?*

Human: *i am not sure i know that*

Machine: *is the network connect prompting for any user certificate*

Machine: *?*

Human: *yes*

Machine: *are you at home or at work at the moment ?*

Machine: *office ?*

Human: *i am at home*

Machine: *try this*

Machine: *goto <URL> page and enter your name and password*

Human: *done*

Machine: *try logging in with <NAME> and check if its working fine now*

Human: *yes , now it works !*

Machine: *great*

Machine: *anything else that i can help*

Human: *no , that was very useful*

Machine: *you are other than <NAME> :)*

Machine: *have a nice night*

Conversational Question Answering

Jessica went to sit in her rocking chair. Today was her birthday and she was turning 80. Her granddaughter Annie was coming over in the afternoon and Jessica was very excited to see her. Her daughter Melanie and Melanie's husband Josh were coming as well. Jessica had . . .

Q₁: Who had a birthday?

A₁: Jessica

R₁: Jessica went to sit in her rocking chair. Today was her birthday and she was turning 80.

Q₂: How old would she be?

A₂: 80

R₂: she was turning 80

Q₃: Did she plan to have any visitors?

A₃: Yes

R₃: Her granddaughter Annie was coming over

Q₄: How many?

A₄: Three

R₄: Her granddaughter Annie was coming over in the afternoon and Jessica was very excited to see her. Her daughter Melanie and Melanie's husband Josh were coming as well.

Q₅: Who?


A₅: Annie, Melanie and Josh

R₅: Her granddaughter Annie was coming over in the afternoon and Jessica was very excited to see her. Her daughter Melanie and Melanie's husband Josh were coming as well.

Word embedding: Distributed representation

– Distributed representation

- **n-dimensional latent vector for a word**
- Semantically similar words are closely located in vector space



linguistics =

0.286
0.792
-0.177
-0.107
0.109
-0.542
0.349
0.271

Word embedding matrix: Lookup Table

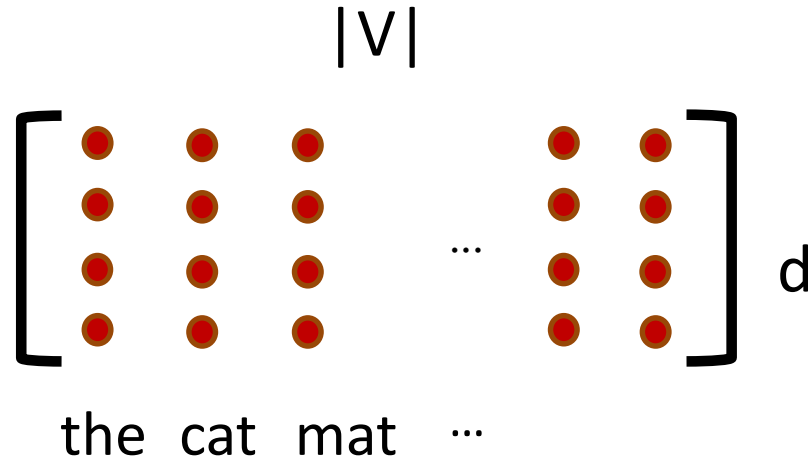
$$L = R^{d \times |V|}$$

Word

$\begin{bmatrix} 0 \\ \vdots \\ 1 \\ \vdots \\ 0 \end{bmatrix}$



$L =$



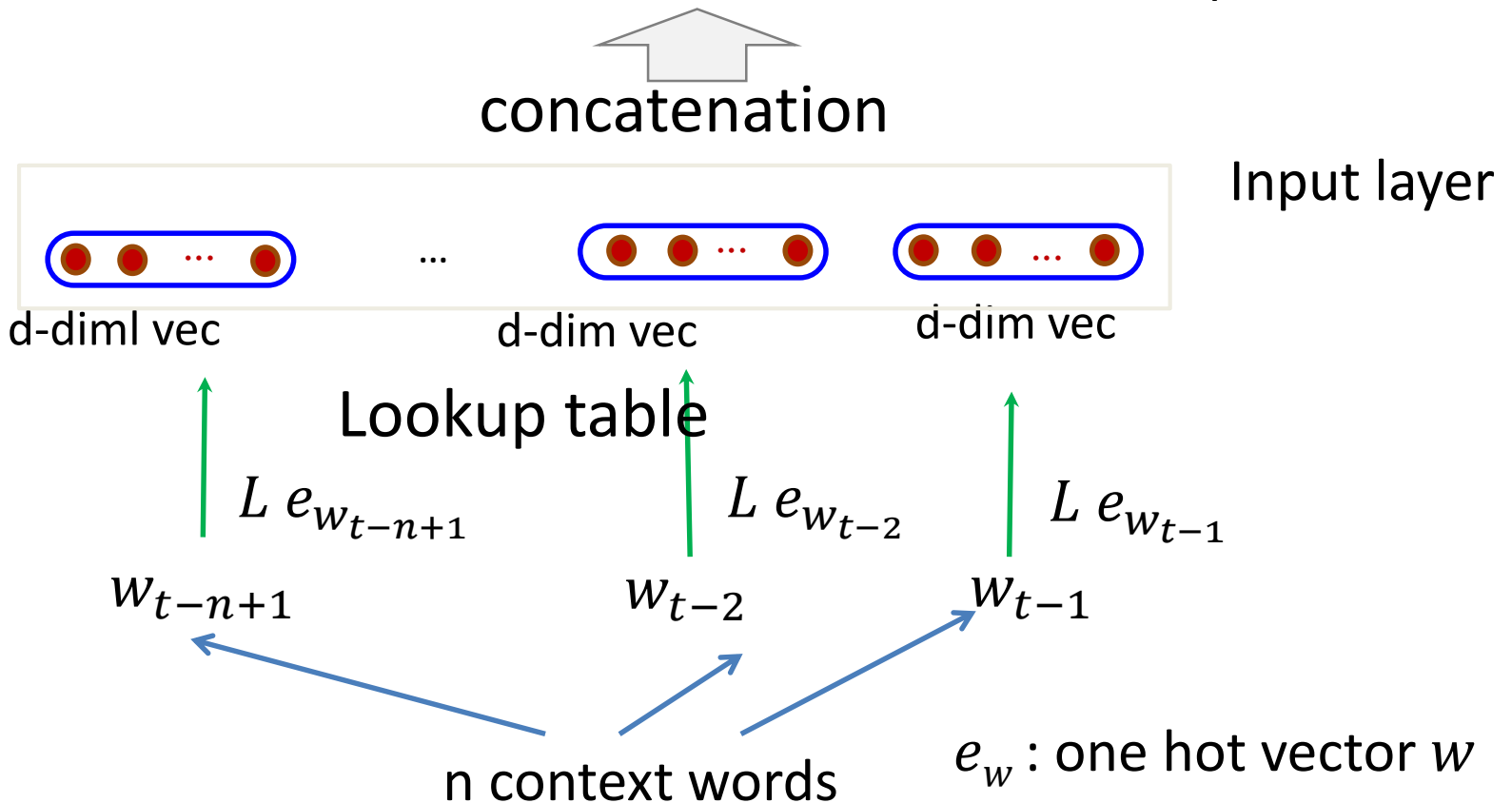
$$x = L e$$

Word vector x is obtained from one-hot vector e
by referring to lookup table

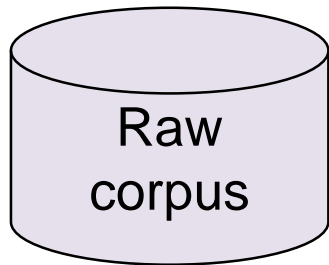
One-hot vector e
($|V|$ -dimensional vector)

Word embedding matrix: context \rightarrow input layer

- word seq $w_1 \cdots w_n \rightarrow$ input layer
 n d dim input vector



Natural Language Processing using Word Embedding

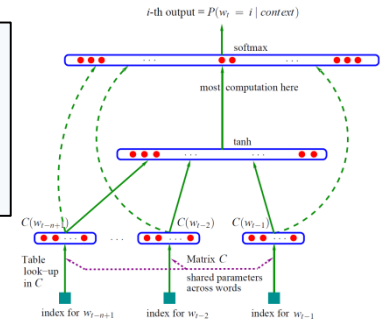


Learning word embedding
matrix

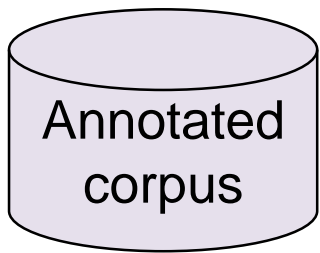
Unsupervised




$$L = \begin{bmatrix} \bullet & \bullet & \bullet & \dots & \bullet & \bullet \\ \bullet & \bullet & \bullet & \dots & \bullet & \bullet \\ \bullet & \bullet & \bullet & \dots & \bullet & \bullet \end{bmatrix}$$



Application-specific NN



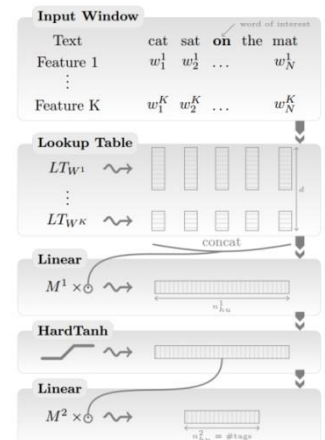
Supervised



Initialize lookup table

Application-specific
neural network

➔ Lookup table is further fine-tuned



Language Model

- Defines a probability distribution over sequences of tokens in a natural language
- N-gram model
 - An n-gram is a sequence of n tokens
 - Defines the conditional probability of the n-th token given the preceding n-1 tokens

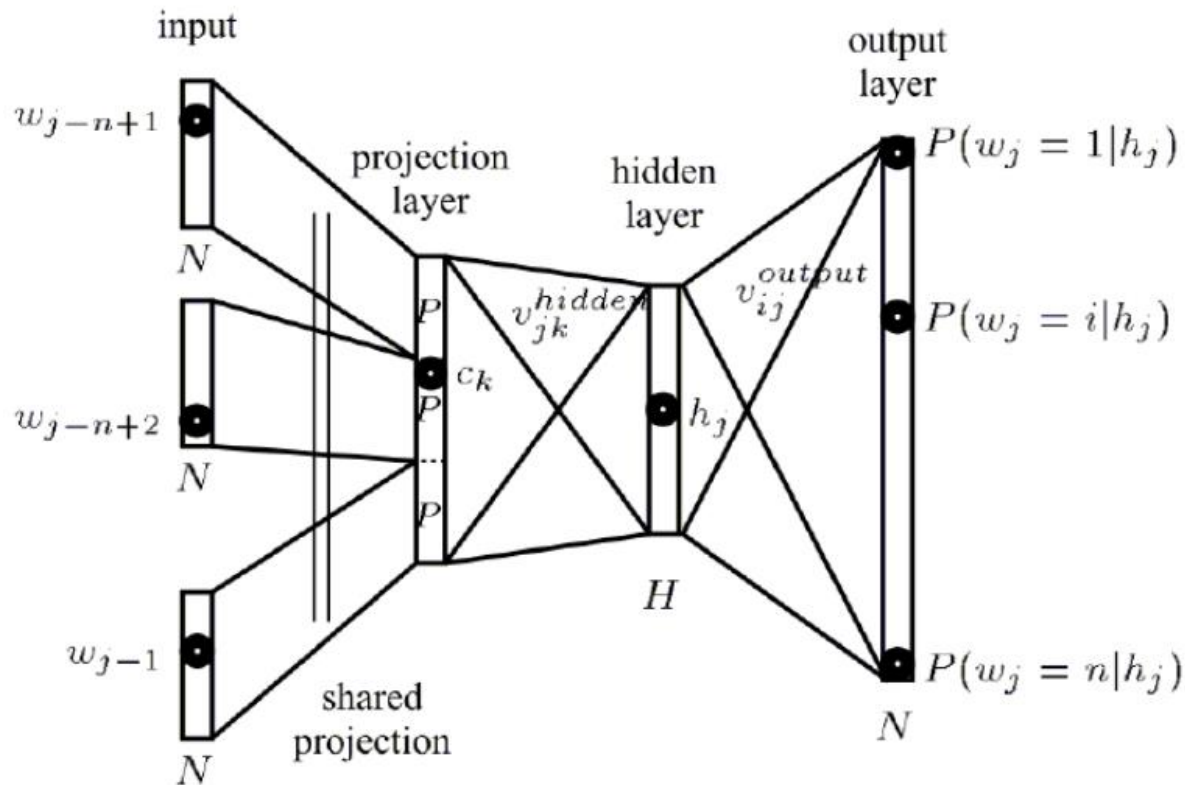
$$P(w_1, \dots, w_T) = P(w_1, \dots, w_{n-1}) \prod_{t=n}^T P(w_t | w_{t-n+1}, \dots, w_{t-1})$$

- To avoid it from getting zero probabilities, smoothing needs to be employed
 - Back-off methods
 - Interpolation method
 - Class-based language models

Neural Language Model [Bengio '03]

- Instead of an original raw symbol, a distributed representation of words is used
- **Word embedding**: Raw symbols are projected to a low-dimensional vector space
- Unlike class-based n-gram models, it can recognize that two words are semantically similar and also encode each word as distinct from each other
- Method
 - Estimate $P(w_i | w_{i-(n-1)}, \dots, w_{i-1})$ by FNN for classification
 - **x**: Concatenated input features (input layer)
 - $\mathbf{y} = \mathbf{U} \tanh(\mathbf{d} + \mathbf{H}\mathbf{x})$
 - $\mathbf{y} = \mathbf{W}\mathbf{x} + \mathbf{b} + \mathbf{U} \tanh(\mathbf{d} + \mathbf{H}\mathbf{x})$

Neural Language Model [Bengio '03]



- Words are projected by a linear operation on the projection layer
- Softmax function is used at the output layer to ensure that $0 \leq p \leq 1$

Neural Language Model

$$P(w_t | w_{t-n+1}, \dots, w_{t-1}) = \frac{\exp(y_{w_t})}{\sum \exp(y_t)}$$

$$\mathbf{y} = \mathbf{W}\mathbf{x} + \mathbf{b} + \mathbf{U} \tanh(\mathbf{d} + \mathbf{H}\mathbf{x})$$

Softmax layer

y_1 y_2 ... $y_{|V|}$

w_t

Output layer

U

Hidden layer

H

Input layer

Lookup table

w_{t-n+1}

w_{t-2}

w_{t-1}

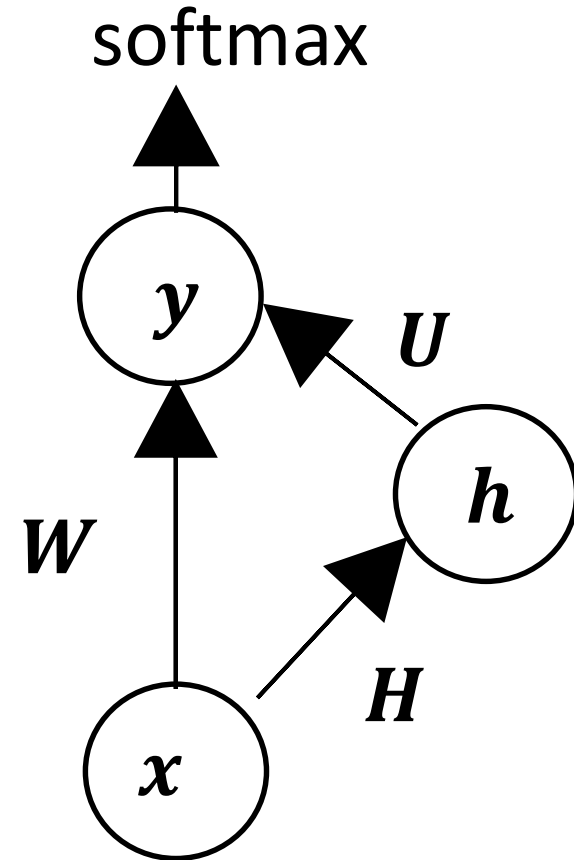


Image Credit: Tomas Mikolov

Experiments: Neural Language Model

[Bengio '03]

NLM

	n	c	h	m	direct	mix	train.	valid.	test.
MLP1	5		50	60	yes	no	182	284	268
MLP2	5		50	60	yes	yes		275	257
MLP3	5		0	60	yes	no	201	327	310
MLP4	5		0	60	yes	yes		286	272
MLP5	5		50	30	yes	no	209	296	279
MLP6	5		50	30	yes	yes		273	259
MLP7	3		50	30	yes	no	210	309	293
MLP8	3		50	30	yes	yes		284	270
MLP9	5		100	30	no	no	175	280	276
MLP10	5		100	30	no	yes		265	252
Del. Int.	3						31	352	336
Kneser-Ney back-off	3							334	323
Kneser-Ney back-off	4							332	321
Kneser-Ney back-off	5							332	321
class-based back-off	3	150						348	334
class-based back-off	3	200						354	340
class-based back-off	3	500						326	312
class-based back-off	3	1000						335	319
class-based back-off	3	2000						343	326
class-based back-off	4	500						327	312
class-based back-off	5	500						327	312

Neural Language Model: Discussion

- Limitation: Computational complexity
 - Softmax layer requires computing scores over all vocabulary words
 - Vocabulary size is very large
- Using short list [Schwent '02]
 - Vocabulary V is split into a shortlist L of most frequent words and a tail T of more rare words

$$P(y = i|C) = \delta(i \in L) \boxed{P(y = 1|C, i \in L)} (1 - P(i \in T|C)) \\ + \delta(i \in T) \boxed{P(y = i|C, i \in T)} P(i \in T|C)$$

Use neural language model

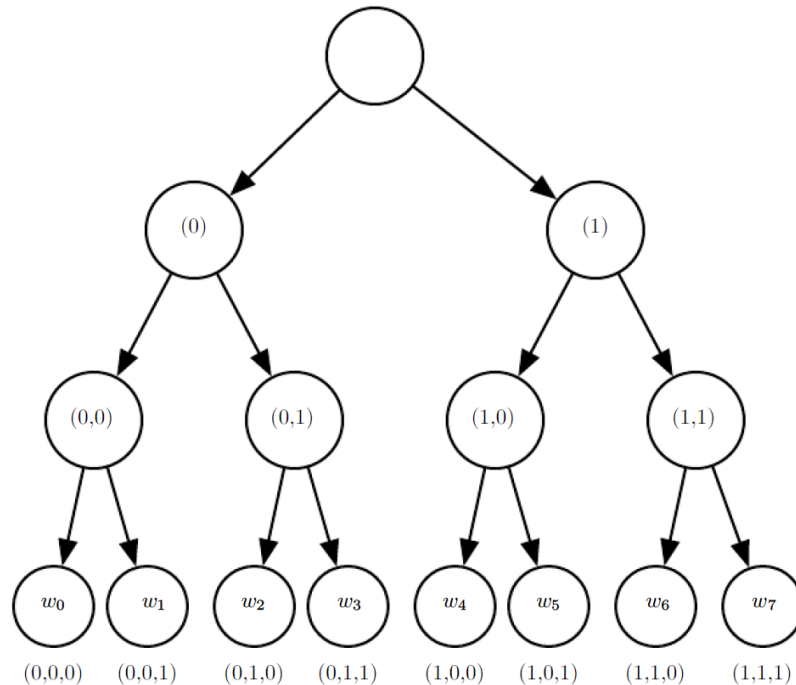
Use n-gram model

Hierarchical Softmax

[Morin and Bengio '05]

- Requires $O(\log |V|)$ computation, instead of $O(|V|)$
- The next-word conditional probability is computed by

$$P(v|w_{t-1}, \dots, w_{t-n+1})$$
$$= \prod_{j=1}^m P(b_j(v) | b_1(v), \dots, b_{j-1}(v), w_{t-1}, \dots, w_{t-n+1})$$



Important Sampling [Bengio '03; Jean '15]

$$\frac{\partial \log p(w|C)}{\partial \theta} = \frac{\partial y_w}{\partial \theta} - \sum_{k:w' \in V} P(w'|C) \frac{\partial y_{w'}}{\partial \theta}$$


y_w : score given before applying softmax



$$E_{P(w|C)} \left(\frac{\partial y_{w'}}{\partial \theta} \right)$$


Expected gradient

Approximation by importance
sampling



$$\sum_{k:w \in V'} \frac{\omega_w}{\sum_{w':y_{w'} \in V'} \omega_{w'}} \frac{\partial y_w}{\partial \theta}$$

Proposed distribution

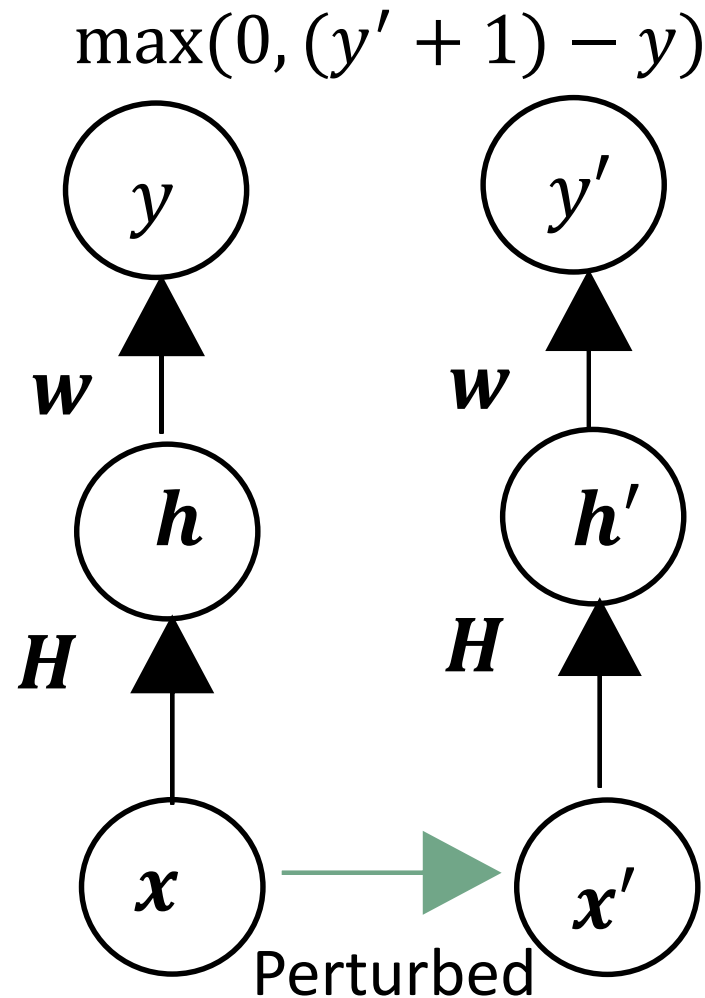


$$\omega_w = \exp\{y_w - \log Q(w)\}$$

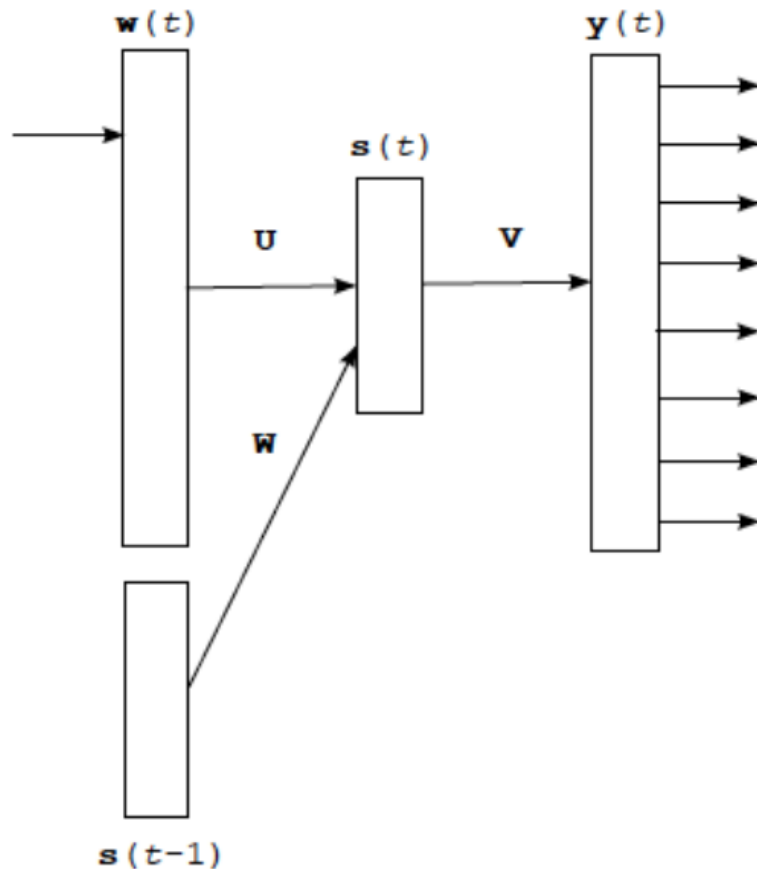
Ranking Loss [Collobert & Weston '08]

- Sampling a negative example
 - s : a given sequence of words (in training data)
 - s' : a negative example the last word is replaced with another word
 - $f(s)$: score of the sequence s
 - Goal: makes the score difference $(f(s) - f(s'))$ large
 - Various loss functions are possible
 - Hinge loss: $\max(0, 1 - f(s) + f(s'))$

Ranking Loss [Collobert & Weston '08]



Recurrent Neural Language Model [Mikolov '00]



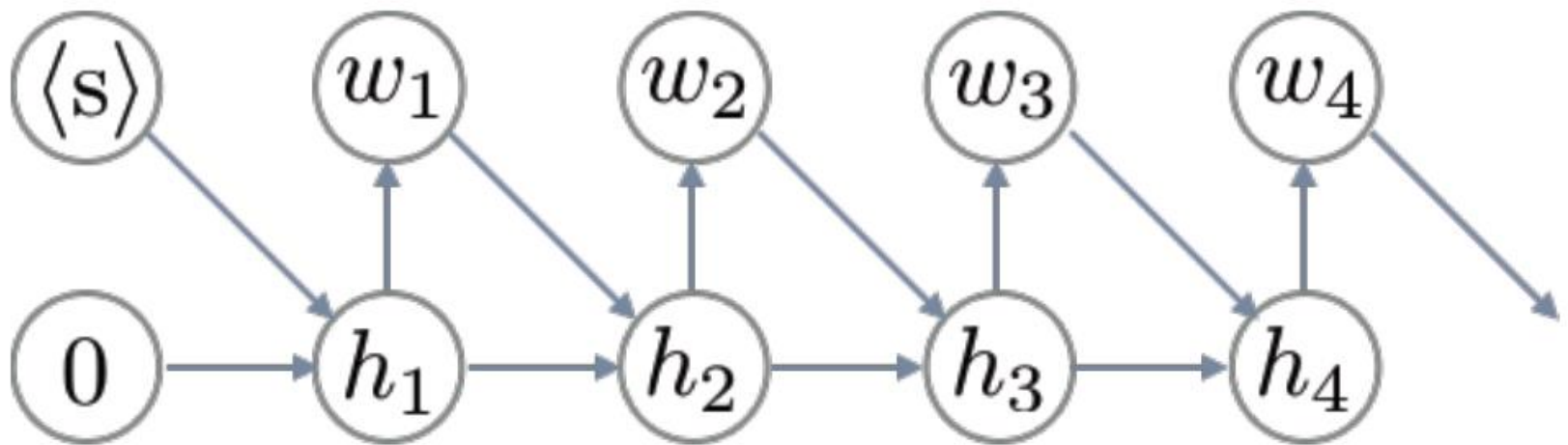
Hidden layer of the previous layer connects to the hidden layer of the next word

No need to specify the context length

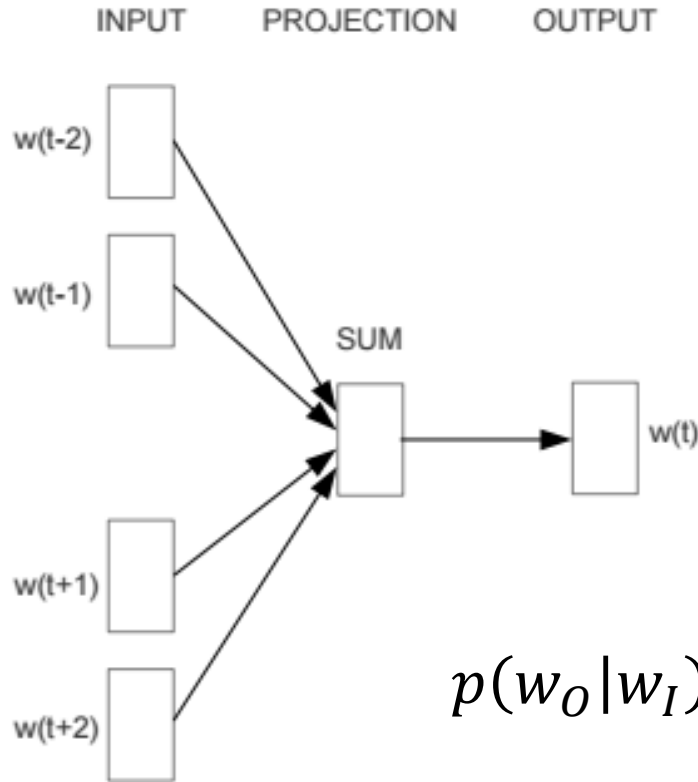
- NLM: only $(n-1)$ previous words are conditioned
- RLM: all previous words are conditioned

Recurrent Neural Language Model

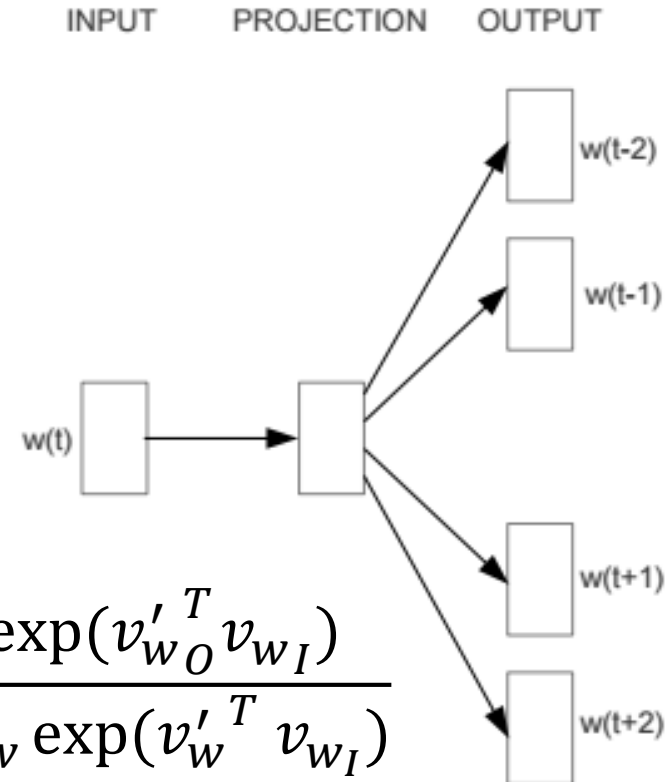
- Unfolded flow graph



Word2Vec [Mikolov '13]



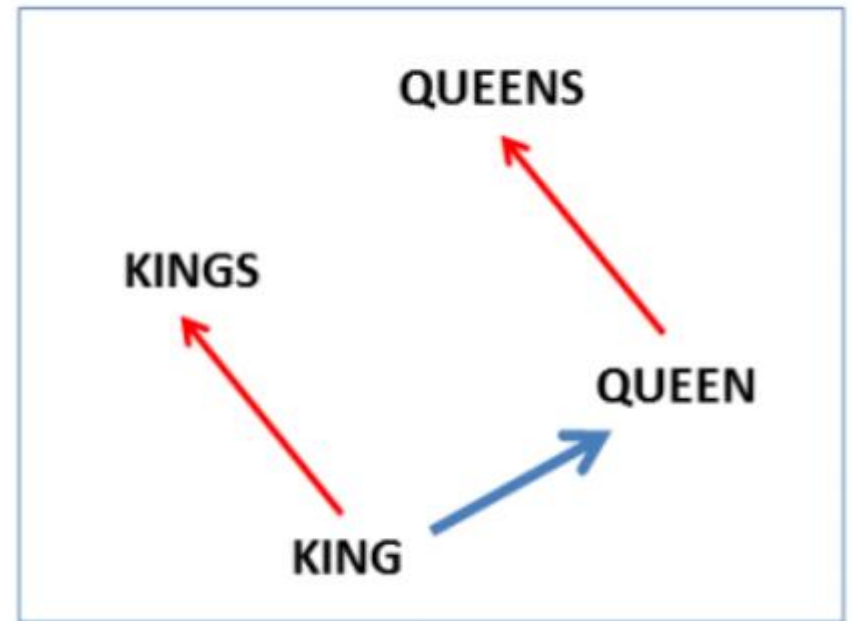
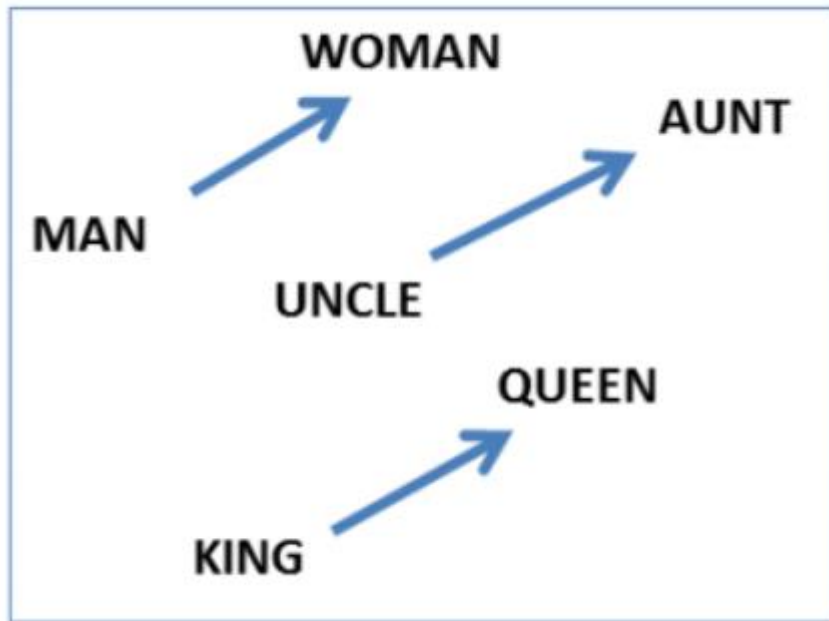
CBOW



Skip-gram

$$p(w_O | w_I) = \frac{\exp(v_{w_O}'^T v_{w_I})}{\sum_w \exp(v_w'^T v_{w_I})}$$

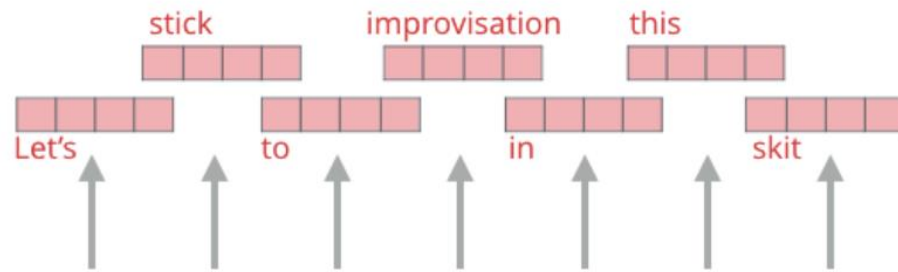
Word Vectors have linear relationships



ELMo: Contextualized Word Embedding

- 문맥에 따라 단어의 임베딩을 차별화

ELMo
Embeddings



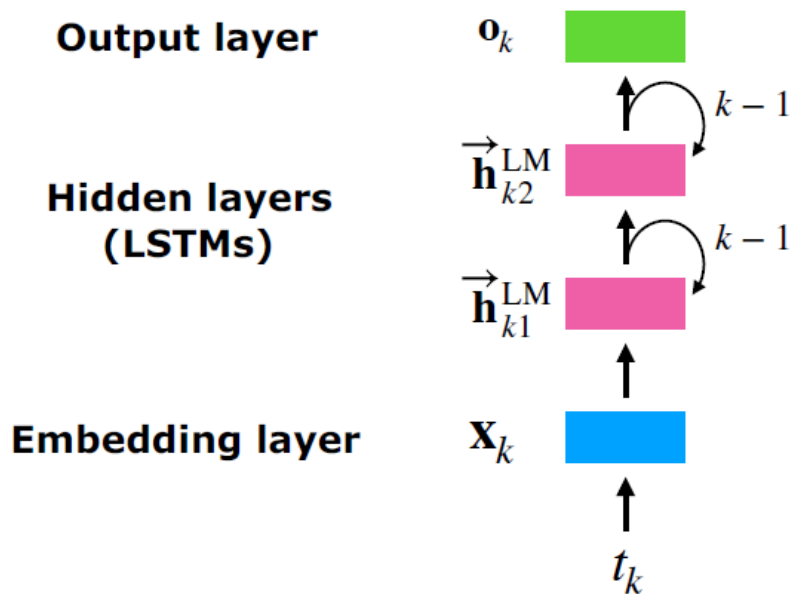
Words to embed

Let's stick to improvisation in this skit

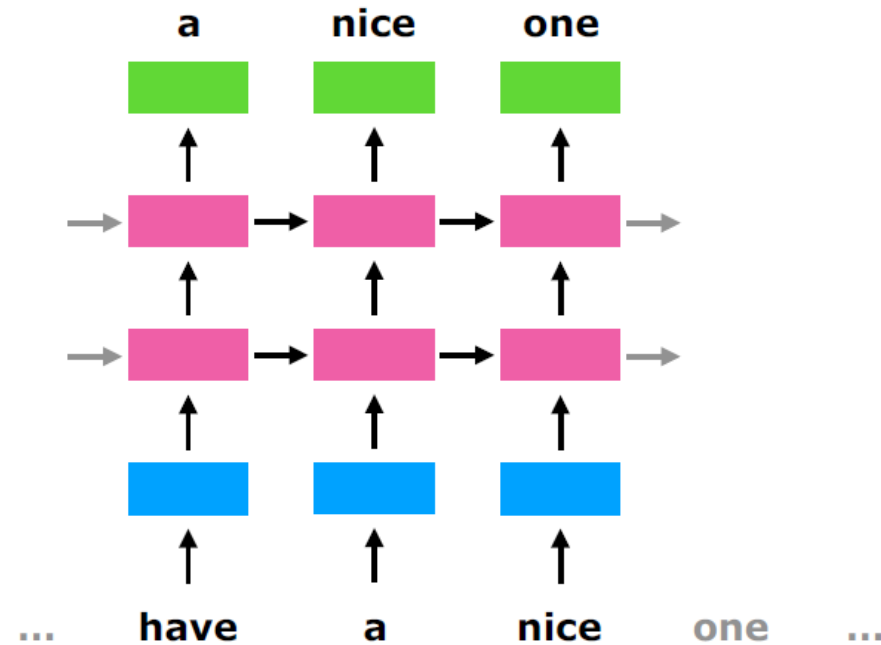
ELMo: Contextualized Word Embedding

- ELMo의 구조는 LSTM의 Language model에 기반
 - 이전단어로부터 다음 단어 예측하는 tasks를 forward방향과 backward방향 두 가지를 구성 → BiLM

The forward LM architecture



Expanded in the forward direction of k



ELMo: Contextualized Word Embedding

- K번째 단어에 대한 문맥화 단어임베딩:
 - 문장에 대한 ELMo인코딩 후 해당 단어에 대한 모든 layer의 표상의 선형 결합

ELMo is a task specific representation. A down-stream task learns weighting parameters

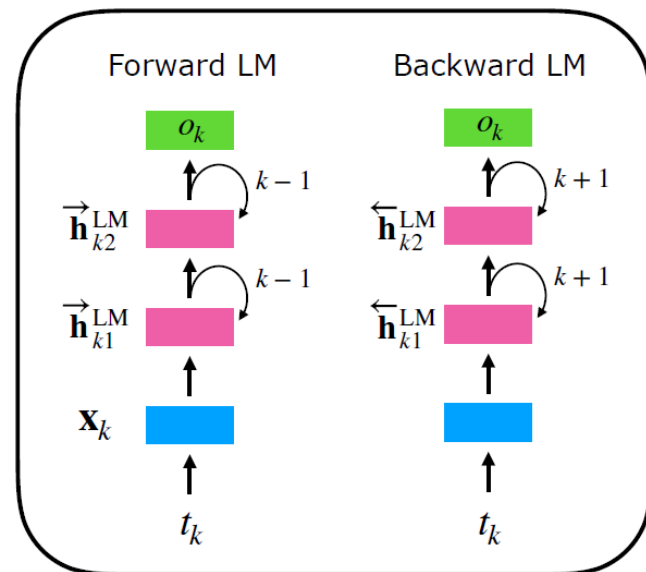
$$\text{ELMo}_k^{\text{task}} = \gamma^{\text{task}} \times \sum \left\{ \begin{array}{l} s_2^{\text{task}} \times \mathbf{h}_{k2}^{\text{LM}} \\ s_1^{\text{task}} \times \mathbf{h}_{k1}^{\text{LM}} \\ s_0^{\text{task}} \times \mathbf{h}_{k0}^{\text{LM}} \end{array} \right. \quad \left([\mathbf{x}_k; \mathbf{x}_k] \right)$$

Concatenate hidden layers

$[\vec{\mathbf{h}}_{kj}^{\text{LM}}; \overleftarrow{\mathbf{h}}_{kj}^{\text{LM}}]$

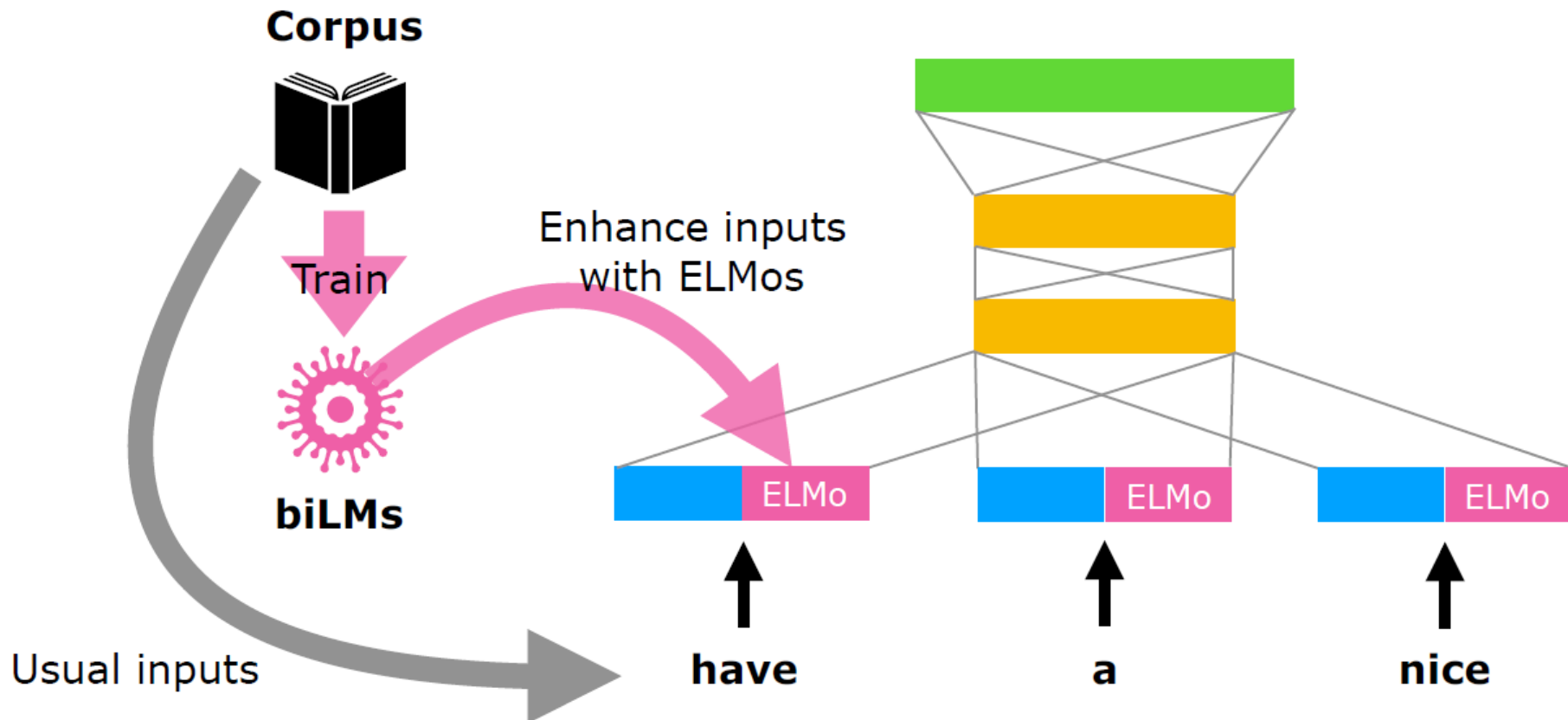
Unlike usual word embeddings, ELMo is assigned to every token instead of a type

biLMs



ELMo: Contextualized Word Embedding

- Raw corpus로부터 BiLM ELMo 사전학습
 - 사전학습된 모델은 다른 NLP tasks에 활용



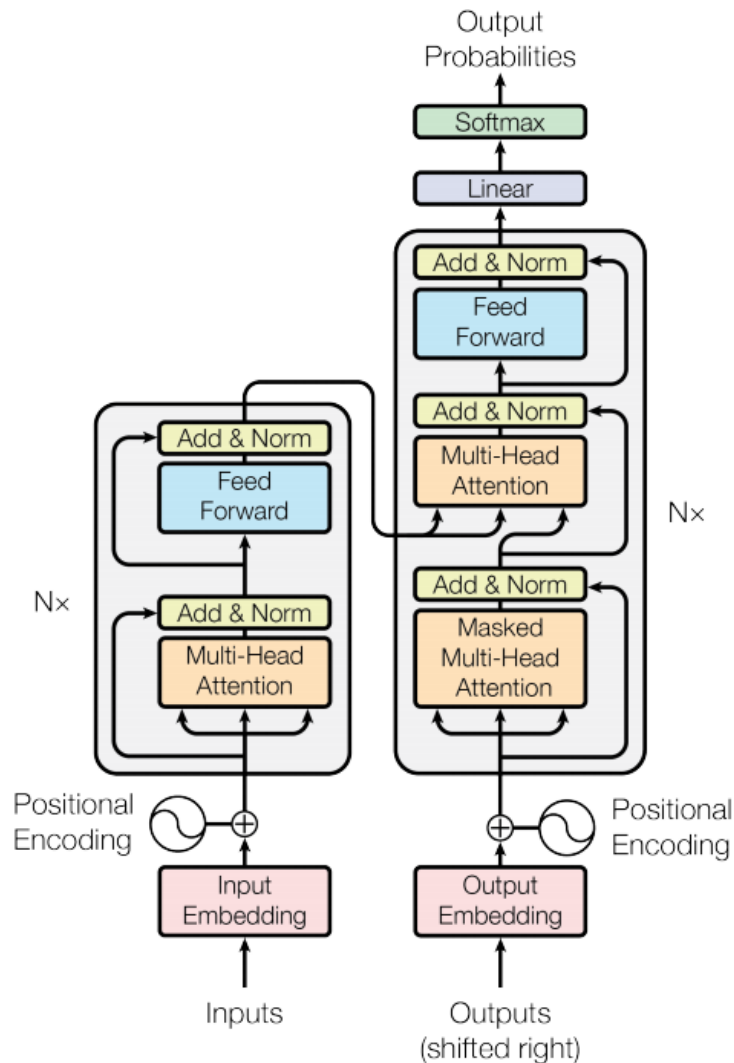
ELMo: Contextualized Word Embedding

- 실험결과
 - 각 NLP tasks 영역에서 당시 최고 성능 개선

TASK	PREVIOUS SOTA		OUR BASELINE	ELMo + BASELINE	INCREASE (ABSOLUTE/ RELATIVE)
SQuAD	Liu et al. (2017)	84.4	81.1	85.8	4.7 / 24.9%
SNLI	Chen et al. (2017)	88.6	88.0	88.7 \pm 0.17	0.7 / 5.8%
SRL	He et al. (2017)	81.7	81.4	84.6	3.2 / 17.2%
Coref	Lee et al. (2017)	67.2	67.2	70.4	3.2 / 9.8%
NER	Peters et al. (2017)	91.93 \pm 0.19	90.15	92.22 \pm 0.10	2.06 / 21%
SST-5	McCann et al. (2017)	53.7	51.4	54.7 \pm 0.5	3.3 / 6.8%

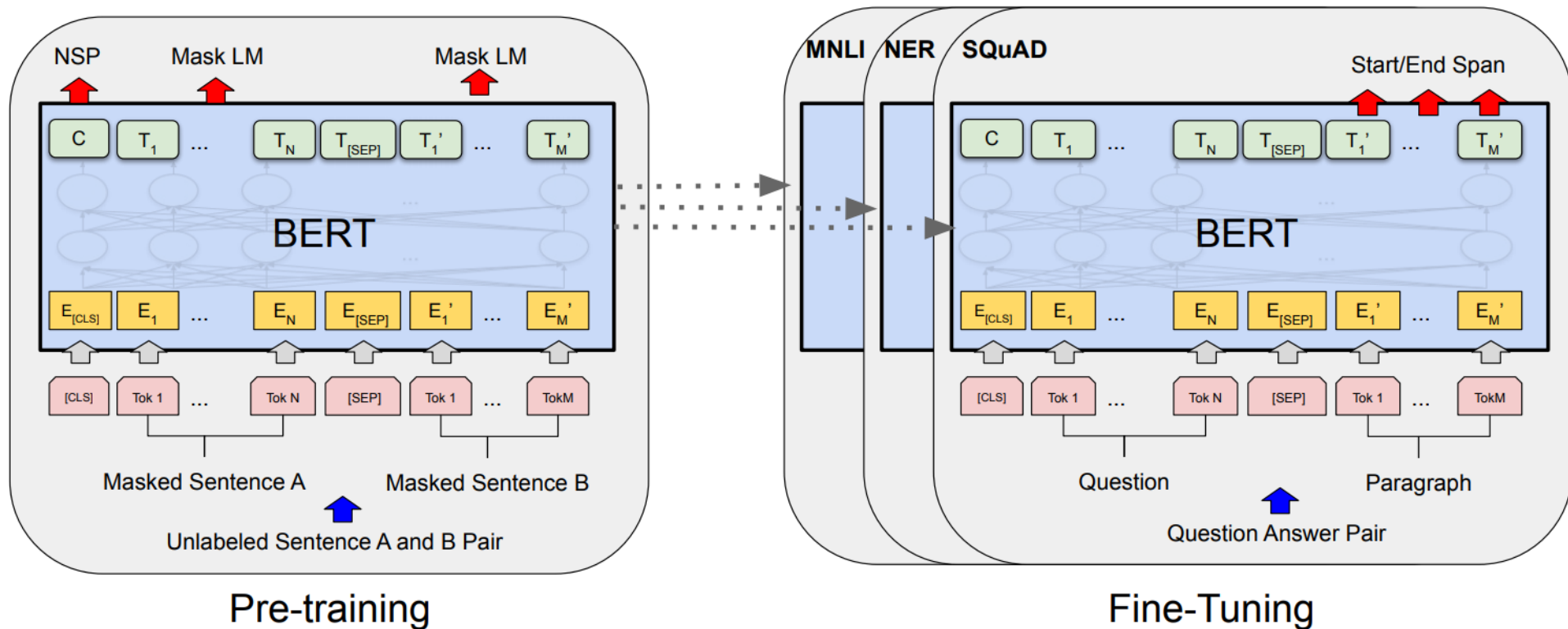
BERT: Pre-training of Deep Bidirectional Transformers for Language Understanding

- Transformer encoder [Vaswani et al '17]



- Multi-headed self attention
- Layer norm and residuals
- Positional embeddings

BERT: Pre-training of Deep Bidirectional Transformers for Language Understanding



BERT: Pre-training of Deep Bidirectional Transformers for Language Understanding

- 실험결과
 - 대용량 코퍼스 사전학습 → Fine tuning
 - 각 NLP tasks 영역에서 최고 성능 달성

System	MNLI-(m/mm) 392k	QQP 363k	QNLI 108k	SST-2 67k	CoLA 8.5k	STS-B 5.7k	MRPC 3.5k	RTE 2.5k	Average -
Pre-OpenAI SOTA	80.6/80.1	66.1	82.3	93.2	35.0	81.0	86.0	61.7	74.0
BiLSTM+ELMo+Attn	76.4/76.1	64.8	79.8	90.4	36.0	73.3	84.9	56.8	71.0
OpenAI GPT	82.1/81.4	70.3	87.4	91.3	45.4	80.0	82.3	56.0	75.1
BERT _{BASE}	84.6/83.4	71.2	90.5	93.5	52.1	85.8	88.9	66.4	79.6
BERT _{LARGE}	86.7/85.9	72.1	92.7	94.9	60.5	86.5	89.3	70.1	82.1

BERT: Pre-training of Deep Bidirectional Transformers for Language Understanding

What was another term used for the oil crisis?

Ground Truth Answers: first oil shock shock shock first oil shock shock

Prediction: shock

The 1973 oil crisis began in October 1973 when the members of the Organization of Arab Petroleum Exporting Countries (OAPEC, consisting of the Arab members of OPEC plus Egypt and Syria) proclaimed an oil embargo. By the end of the embargo in March 1974, the price of oil had risen from US\$3 per barrel to nearly \$12 globally; US prices were significantly higher. The embargo caused an oil crisis, or "shock", with many short- and long-term effects on global politics and the global economy. It was later called the "first oil shock", followed by the 1979 oil crisis, termed the "second oil shock."

Rank	Model	EM	F1
	Human Performance Stanford University (Rajpurkar et al. '16)	82.304	91.221
1 Oct 05, 2018	BERT (ensemble) Google AI Language https://arxiv.org/abs/1810.04805	87.433	93.160
2 Oct 05, 2018	BERT (single model) Google AI Language https://arxiv.org/abs/1810.04805	85.083	91.835
2 Sep 26, 2018	nlnet (ensemble) Microsoft Research Asia	85.954	91.677
5 Sep 09, 2018	nlnet (single model) Microsoft Research Asia	83.468	90.133
3 Jul 11, 2018	QANet (ensemble) Google Brain & CMU	84.454	90.490

Summary

- Recurrent neural networks
 - Classical RNN, LSTM, RNN encoder-decoder, attention mechanism, Neural turning machine
- Deep learning for NLP
 - Word embedding
 - ELMo, BERT: Contextualized word embedding
 - Applications
 - POS tagging, Named entity recognition, semantic role labelling
 - Information extraction, parsing, Sentiment analysis, Neural machine translation, Question answering, Response generation, Sentence completing, Reading comprehension, Information retrieval, sentence retrieval, knowledge completing