

Bayesian Linear Regression

Seung-Hoon Na

Chonbuk National University

Bayesian Linear Regression

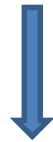
- Compute the full posterior over \mathbf{w} and σ^2
- Case 1) the noise variance σ^2 is known
 - Use Gaussian prior
- Case 2) the noise variance σ^2 is unknown
 - Use normal inverse gamma (NIG) prior

Posterior: σ^2 is known

- The likelihood

$$p(\mathbf{y}|\mathbf{X}, \mathbf{w}, \mu, \sigma^2) = \mathcal{N}(\mathbf{y}|\mu + \mathbf{X}\mathbf{w}, \sigma^2\mathbf{I}_N)$$
$$\propto \exp\left(-\frac{1}{2\sigma^2}(\mathbf{y} - \mu\mathbf{1}_N - \mathbf{X}\mathbf{w})^T(\mathbf{y} - \mu\mathbf{1}_N - \mathbf{X}\mathbf{w})\right)$$

↑
offset



$p(\mu) \propto 1$ putting an improper prior on μ

$$p(\mathbf{y}|\mathbf{X}, \mathbf{w}, \sigma^2) \propto \exp\left(-\frac{1}{2\sigma^2}\|\mathbf{y} - \bar{y}\mathbf{1}_N - \mathbf{X}\mathbf{w}\|_2^2\right)$$
$$\bar{y} = \frac{1}{N} \sum_{i=1}^N y_i$$

Further assume that the output is centered:

\mathbf{y} for $\mathbf{y} - \bar{y}\mathbf{1}_N$

- The conjugate prior:

$$p(\mathbf{w}) = \mathcal{N}(\mathbf{w}|\mathbf{w}_0, \mathbf{V}_0)$$

Posterior: σ^2 is known

- The posterior:

$$p(\mathbf{w}|\mathbf{X}, \mathbf{y}, \sigma^2) \propto \mathcal{N}(\mathbf{w}|\mathbf{w}_0, \mathbf{V}_0)\mathcal{N}(\mathbf{y}|\mathbf{X}\mathbf{w}, \sigma^2\mathbf{I}_N) = \mathcal{N}(\mathbf{w}|\mathbf{w}_N, \mathbf{V}_N)$$

$$\mathbf{w}_N = \mathbf{V}_N \mathbf{V}_0^{-1} \mathbf{w}_0 + \frac{1}{\sigma^2} \mathbf{V}_N \mathbf{X}^T \mathbf{y}$$

$$\mathbf{V}_N^{-1} = \mathbf{V}_0^{-1} + \frac{1}{\sigma^2} \mathbf{X}^T \mathbf{X}$$

$$\mathbf{V}_N = \sigma^2 (\sigma^2 \mathbf{V}_0^{-1} + \mathbf{X}^T \mathbf{X})^{-1}$$

- If $\mathbf{w}_0 = \mathbf{0}$ and $\mathbf{V}_0 = \tau^2 \mathbf{I}$ then the posterior mean reduces to the ridge estimate with $\lambda = \frac{\sigma^2}{\tau^2}$

$$\mathbf{w}_N = \left(\frac{\sigma^2}{\tau^2} \mathbf{I} + \mathbf{X}^T \mathbf{X} \right)^{-1} \mathbf{X}^T \mathbf{y}$$

Posterior: σ^2 is known

- 1D example $y(x, \mathbf{w}) = w_0 + w_1x + \epsilon$
 - the true parameters: $w_0 = -0.3$, $w_1 = 0.5$

- Sequential Bayesian inference

$$p(y|\mathbf{x}) = \mathcal{N}(y|w_0x_0 + w_1x_1, \sigma^2)$$

- Posterior given the first n data points

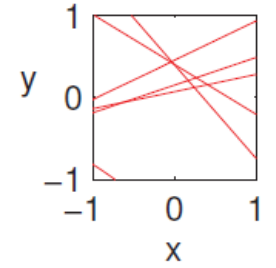
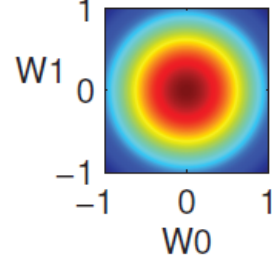
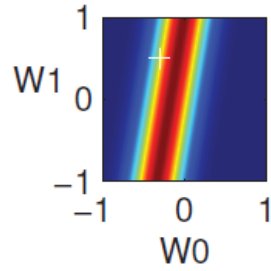
$$p(\mathbf{w}|\mathbf{x}_{1:n}, y_{1:n})$$

$n = 0$

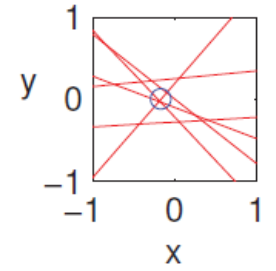
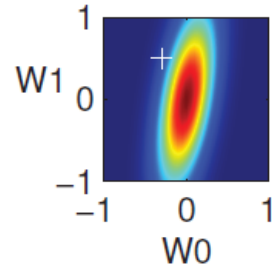
likelihood

prior/posterior

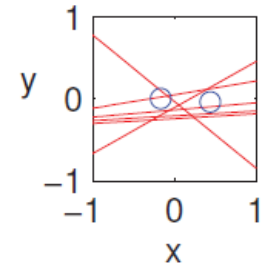
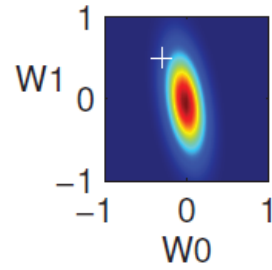
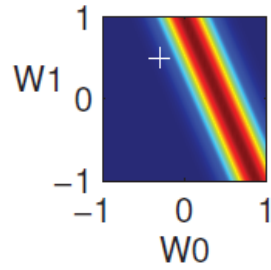
data space



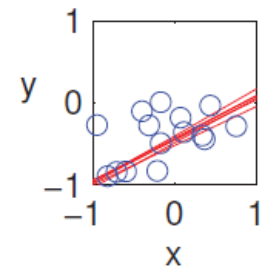
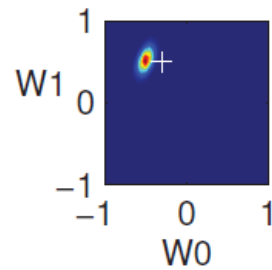
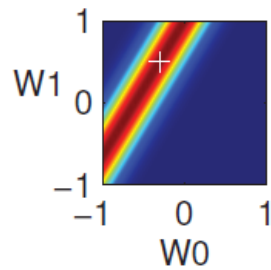
$n = 1$



$n = 2$



$n = 20$



$$y(x, \mathbf{w}) = w_0 + w_1 x + \epsilon$$

$$w_0 = -0.3, \quad w_1 = 0.5$$

Posterior Predictive: σ^2 is known

- The posterior predictive distribution at a test point \mathbf{x} : Gaussian

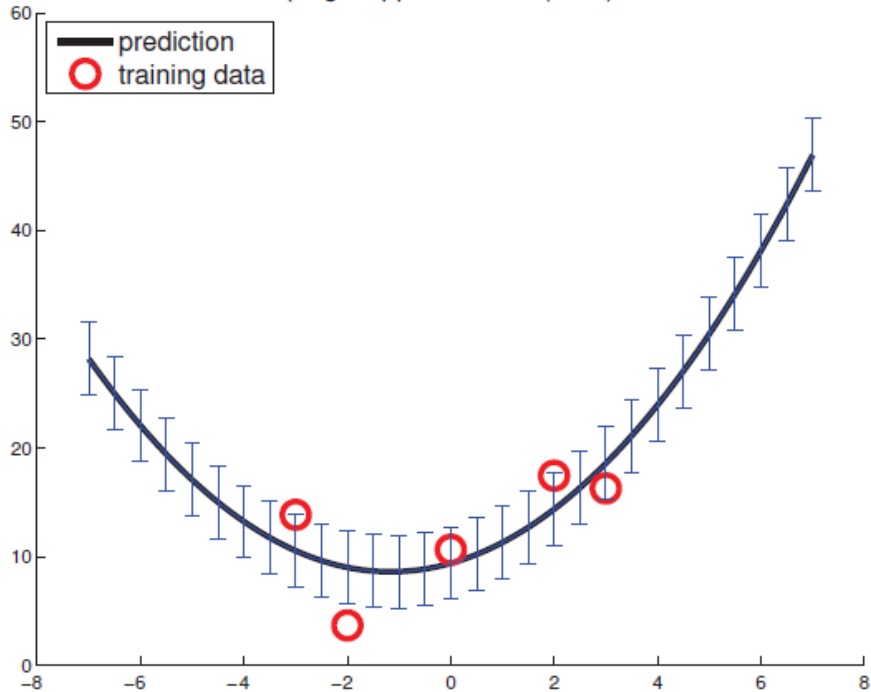
$$\begin{aligned} p(y|\mathbf{x}, \mathcal{D}, \sigma^2) &= \int \mathcal{N}(y|\mathbf{x}^T \mathbf{w}, \sigma^2) \mathcal{N}(\mathbf{w}|\mathbf{w}_N, \mathbf{V}_N) d\mathbf{w} \\ &= \mathcal{N}(y|\mathbf{w}_N^T \mathbf{x}, \sigma_N^2(\mathbf{x})) \\ \sigma_N^2(\mathbf{x}) &= \sigma^2 + \mathbf{x}^T \mathbf{V}_N \mathbf{x} \end{aligned}$$

- The plug-in approximation: constant error bar

$$p(y|\mathbf{x}, \mathcal{D}, \sigma^2) \approx \int \mathcal{N}(y|\mathbf{x}^T \mathbf{w}, \sigma^2) \delta_{\hat{\mathbf{w}}}(\mathbf{w}) d\mathbf{w} = p(y|\mathbf{x}, \hat{\mathbf{w}}, \sigma^2)$$

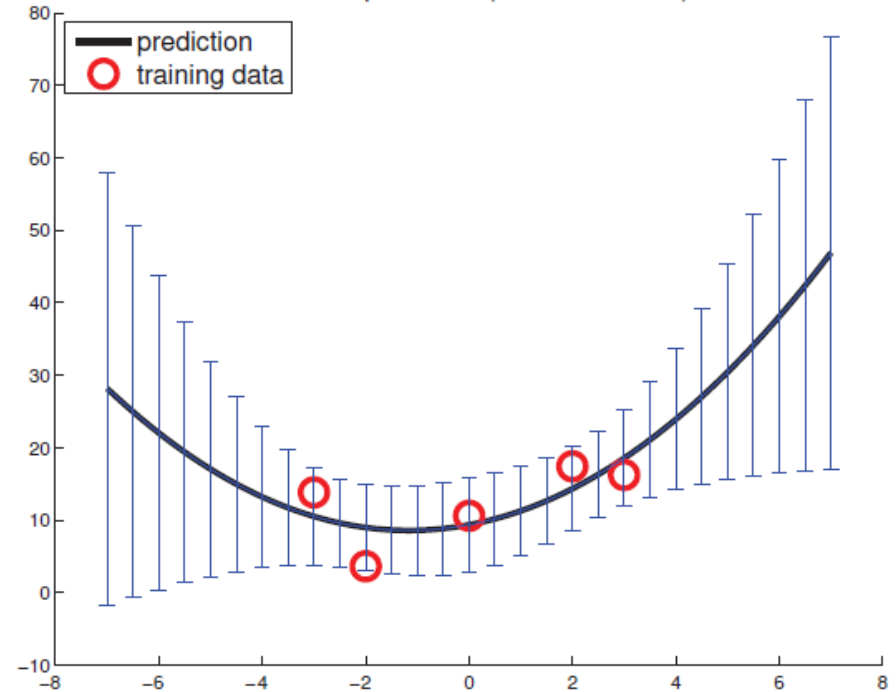
Posterior Predictive: σ^2 is known

plugin approximation (MLE)



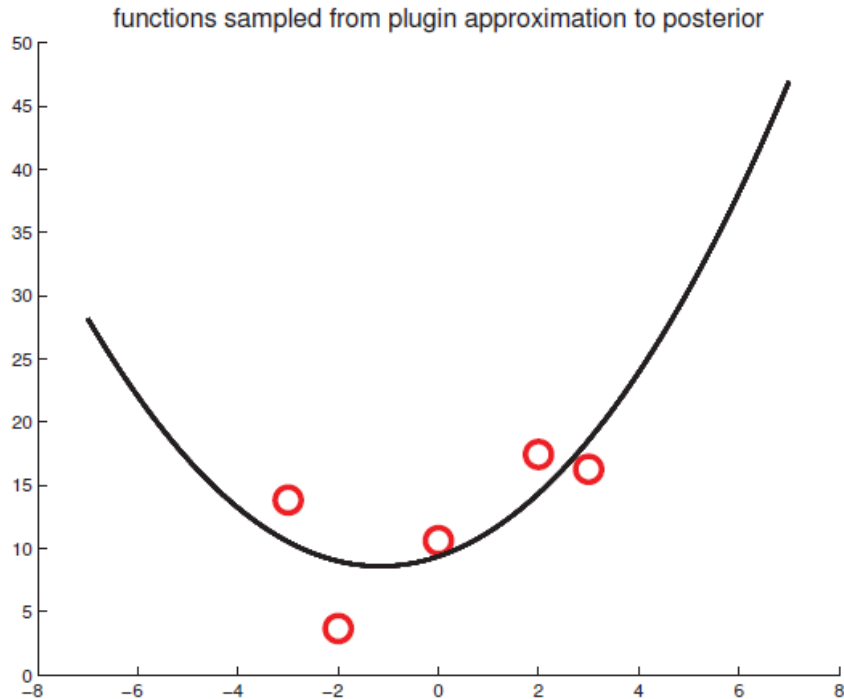
(a)

Posterior predictive (known variance)

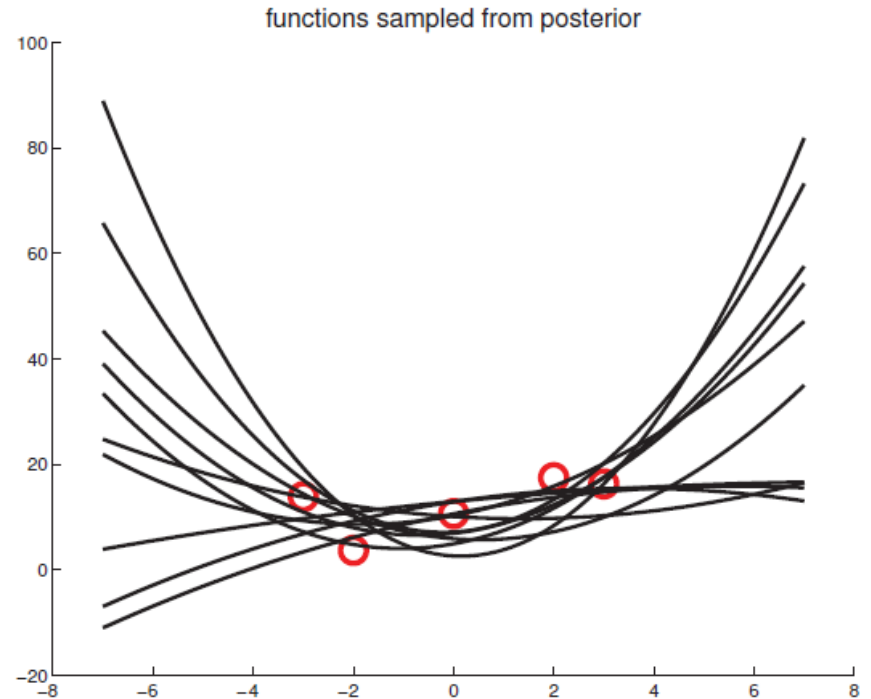


(b)

Posterior Predictive: σ^2 is known



10 samples from the plugin approximation to posterior predictive.



10 samples from the posterior predictive

Bayesian linear regression: σ^2 is unknown

- The likelihood:

$$p(\mathbf{y}|\mathbf{X}, \mathbf{w}, \sigma^2) = \mathcal{N}(\mathbf{y}|\mathbf{X}\mathbf{w}, \sigma^2\mathbf{I}_N)$$

- The natural conjugate prior:

$$\begin{aligned} p(\mathbf{w}, \sigma^2) &= \text{NIG}(\mathbf{w}, \sigma^2 | \mathbf{w}_0, \mathbf{V}_0, a_0, b_0) \\ &\triangleq \mathcal{N}(\mathbf{w} | \mathbf{w}_0, \sigma^2 \mathbf{V}_0) \text{IG}(\sigma^2 | a_0, b_0) \\ &= \frac{b_0^{a_0}}{(2\pi)^{D/2} |\mathbf{V}_0|^{\frac{1}{2}} \Gamma(a_0)} (\sigma^2)^{-(a_0 + (D/2) + 1)} \\ &\quad \times \exp \left[-\frac{(\mathbf{w} - \mathbf{w}_0)^T \mathbf{V}_0^{-1} (\mathbf{w} - \mathbf{w}_0) + 2b_0}{2\sigma^2} \right] \end{aligned}$$

Inverse Wishart Distribution

if $\lambda \sim \text{Ga}(a, b)$, then that $\frac{1}{\lambda} \sim \text{IG}(a, b)$

• Similarly,

if $\Sigma^{-1} \sim \text{Wi}(\mathbf{S}, \nu)$ then $\Sigma \sim \text{IW}(\mathbf{S}^{-1}, \nu + D + 1)$

$$\text{Wi}(\mathbf{\Lambda}|\mathbf{S}, \nu) = \frac{1}{Z_{\text{Wi}}} |\mathbf{\Lambda}|^{(\nu-D-1)/2} \exp\left(-\frac{1}{2}\text{tr}(\mathbf{\Lambda}\mathbf{S}^{-1})\right)$$

$$Z_{\text{Wi}} = 2^{\nu D/2} \Gamma_D(\nu/2) |\mathbf{S}|^{\nu/2}$$

$$\Gamma_D(x) = \pi^{D(D-1)/4} \prod_{i=1}^D \Gamma(x + (1-i)/2)$$

multivariate gamma function

If $D = 1$, the Wishart reduces to the Gamma distribution

$$\text{Wi}(\lambda|s^{-1}, \nu) = \text{Ga}\left(\lambda \mid \frac{\nu}{2}, \frac{s}{2}\right)$$

Inverse Wishart Distribution

$$IW(\boldsymbol{\Sigma}|\mathbf{S}, \nu) = \frac{1}{Z_{IW}} |\boldsymbol{\Sigma}|^{-(\nu+D+1)/2} \exp\left(-\frac{1}{2}\text{tr}(\mathbf{S}^{-1}\boldsymbol{\Sigma}^{-1})\right)$$

$$Z_{IW} = |\mathbf{S}|^{-\nu/2} 2^{\nu D/2} \Gamma_D(\nu/2)$$

$$\text{mean} = \frac{\mathbf{S}^{-1}}{\nu - D - 1}, \quad \text{mode} = \frac{\mathbf{S}^{-1}}{\nu + D + 1}$$

If $D = 1$, this reduces to the inverse Gamma

$$IW(\sigma^2|S^{-1}, \nu) = \text{IG}(\sigma^2|\nu/2, S/2)$$

Bayesian linear regression: σ^2 is unknown

- The posterior:

$$p(\mathbf{w}, \sigma^2 | \mathcal{D}) = \text{NIG}(\mathbf{w}, \sigma^2 | \mathbf{w}_N, \mathbf{V}_N, a_N, b_N)$$

$$\mathbf{w}_N = \mathbf{V}_N (\mathbf{V}_0^{-1} \mathbf{w}_0 + \mathbf{X}^T \mathbf{y})$$

$$\mathbf{V}_N = (\mathbf{V}_0^{-1} + \mathbf{X}^T \mathbf{X})^{-1}$$

$$a_N = a_0 + n/2$$

$$b_N = b_0 + \frac{1}{2} (\mathbf{w}_0^T \mathbf{V}_0^{-1} \mathbf{w}_0 + \mathbf{y}^T \mathbf{y} - \mathbf{w}_N^T \mathbf{V}_N^{-1} \mathbf{w}_N)$$

- The posterior marginals

$$p(\sigma^2 | \mathcal{D}) = \text{IG}(a_N, b_N)$$

$$p(\mathbf{w} | \mathcal{D}) = \mathcal{T}(\mathbf{w}_N, \frac{b_N}{a_N} \mathbf{V}_N, 2a_N)$$

Bayesian linear regression: σ^2 is **unknown**

- The posterior predictive: Student T distribution
- Given new test inputs $\tilde{\mathbf{X}}$

$$p(\tilde{\mathbf{y}}|\tilde{\mathbf{X}}, \mathcal{D}) = \mathcal{T}(\tilde{\mathbf{y}}|\tilde{\mathbf{X}}\mathbf{w}_N, \frac{b_N}{a_N}(\mathbf{I}_m + \tilde{\mathbf{X}}\mathbf{V}_N\tilde{\mathbf{X}}^T), 2a_N)$$

Bayesian linear regression: σ^2 is **unknown**

- Uninformative prior

- It is common to set $a_0 = b_0 = 0$, corresponding to an uninformative prior for σ^2 , and to set $\mathbf{w}_0 = \mathbf{0}$ and $\mathbf{V}_0 = g(\mathbf{X}^T \mathbf{X})^{-1}$

- The unit information prior:

$$\mathbf{V}_0^{-1} = \frac{1}{N} \mathbf{X}^T \mathbf{X}$$

Bayesian linear regression: σ^2 is unknown

- Uninformative prior

- An uninformative prior: use the uninformative limit of the conjugate g-prior, which corresponds to setting $g = \infty$

$$\mathbf{w}_0 = 0, \mathbf{V}_0 = \infty \mathbf{I}, a_0 = 0 \text{ and } b_0 = 0$$

$$p(\mathbf{w}, \sigma^2 | \mathcal{D}) = \text{NIG}(\mathbf{w}, \sigma^2 | \mathbf{w}_N, \mathbf{V}_N, a_N, b_N)$$

$$\mathbf{w}_N = \hat{\mathbf{w}}_{mle} = (\mathbf{X}^T \mathbf{X})^{-1} \mathbf{X}^T \mathbf{y}$$

$$\mathbf{V}_N = (\mathbf{X}^T \mathbf{X})^{-1}$$

$$a_N = \frac{N - D}{2}$$

$$b_N = \frac{s^2}{2}$$

$$s^2 \triangleq (\mathbf{y} - \mathbf{X} \hat{\mathbf{w}}_{mle})^T (\mathbf{y} - \mathbf{X} \hat{\mathbf{w}}_{mle})$$

Bayesian linear regression: σ^2 is **unknown** - Uninformative prior

- The marginal distribution of the weights:

$$p(\mathbf{w}|\mathcal{D}) = \mathcal{T}(\mathbf{w}|\hat{\mathbf{w}}, \frac{s^2}{N-D}\mathbf{C}, N-D)$$

$$\mathbf{C} = (\mathbf{X}^T \mathbf{X})^{-1} \text{ and } \hat{\mathbf{w}} \text{ is the MLE}$$

Bayesian linear regression: Evidence procedure

- Evidence procedure
 - an empirical Bayes procedure for picking the hyper-parameters
 - Choose $\boldsymbol{\eta} = (\alpha, \lambda)$ to maximize the **marginal likelihood**, where $\lambda = 1/\sigma^2$ is the precision of the observation noise and α is the precision of the prior

$$p(\mathbf{w}) = \mathcal{N}(\mathbf{w}|\mathbf{0}, \alpha^{-1}\mathbf{I})$$

- Provides an alternative to using cross validation

Bayesian linear regression: Evidence procedure

