

Bayesian Logistic Regression

Seung-Hoon Na

Chonbuk National University

Multi-class logistic regression

- Model

$$p(y = c | \mathbf{x}, \mathbf{W}) = \frac{\exp(\mathbf{w}_c^T \mathbf{x})}{\sum_{c'=1}^C \exp(\mathbf{w}_{c'}^T \mathbf{x})}$$

- Notations

$$\mu_{ic} = p(y_i = c | \mathbf{x}_i, \mathbf{W}) = \mathcal{S}(\boldsymbol{\eta}_i)_c$$

$$\boldsymbol{\eta}_i = \mathbf{W}^T \mathbf{x}_i$$

$$y_{ic} = \mathbb{I}(y_i = c) \quad \text{The one-of-C encoding of } y_i$$

$$\mathbf{w}_C = \mathbf{0} \quad \text{Ensure identifiability}$$

$$\mathbf{w} = \text{vec}(\mathbf{W}(:, 1 : C - 1))$$

Multi-class logistic regression

- The log-likelihood

$$\begin{aligned}\ell(\mathbf{W}) &= \log \prod_{i=1}^N \prod_{c=1}^C \mu_{ic}^{y_{ic}} = \sum_{i=1}^N \sum_{c=1}^C y_{ic} \log \mu_{ic} \\ &= \sum_{i=1}^N \left[\left(\sum_{c=1}^C y_{ic} \mathbf{w}_c^T \mathbf{x}_i \right) - \log \left(\sum_{c'=1}^C \exp(\mathbf{w}_{c'}^T \mathbf{x}_i) \right) \right]\end{aligned}$$

- NLL: $f(\mathbf{w}) = -\ell(\mathbf{w})$
- What are the gradient and Hessian of NLL?

Multi-class logistic regression

- Kronecker product

$$\mathbf{A} \otimes \mathbf{B} = \begin{bmatrix} a_{11}\mathbf{B} & \cdots & a_{1n}\mathbf{B} \\ \vdots & \ddots & \vdots \\ a_{m1}\mathbf{B} & \cdots & a_{mn}\mathbf{B} \end{bmatrix} \quad mp \times nq$$

- Gradient

$$\mathbf{g}(\mathbf{W}) = \nabla f(\mathbf{w}) = \sum_{i=1}^N (\mu_i - \mathbf{y}_i) \otimes \mathbf{x}_i$$

Multi-class logistic regression

- **Gradient**

$$- \nabla f(\mathbf{w}_c) = \sum_i (\mu_{ic} - y_{ic}) \mathbf{x}_i$$

$$- g(\mathbf{W}) = \begin{bmatrix} \nabla f(\mathbf{w}_1) \\ \vdots \\ \nabla f(\mathbf{w}_{C-1}) \end{bmatrix} = \begin{bmatrix} \sum_i (\mu_{i1} - y_{i1}) \mathbf{x}_i \\ \vdots \\ \sum_i (\mu_{iC-1} - y_{iC-1}) \mathbf{x}_{C-1} \end{bmatrix}$$

Multi-class logistic regression

- Hessian

$$\mathbf{H}(\mathbf{W}) = \nabla^2 f(\mathbf{w}) = \sum_{i=1}^N (\text{diag}(\boldsymbol{\mu}_i) - \boldsymbol{\mu}_i \boldsymbol{\mu}_i^T) \otimes (\mathbf{x}_i \mathbf{x}_i^T)$$

$$\nabla^2 f(\mathbf{w}_{c'}) = \nabla \nabla f(\mathbf{w}_{c'})^T = \nabla \sum_i (\mu_{ic} - y_{ic}) \mathbf{x}_i$$

$$\begin{aligned} \nabla_{\mathbf{w}_{c'}} \mu_{ic} &= \nabla_{\mathbf{w}_{c'}} \frac{\exp(\mathbf{w}_c^T \mathbf{x}_i)}{\sum_c \exp(\mathbf{w}_c^T \mathbf{x}_i)} \\ &= \frac{\mathbf{x}_i \exp(\mathbf{w}_c^T \mathbf{x}_i) I(c=c') - \mathbf{x}_i \exp(\mathbf{w}_c^T \mathbf{x}_i) \exp(\mathbf{w}_{c'}^T \mathbf{x}_i)}{(\sum_c \exp(\mathbf{w}_c^T \mathbf{x}_i))^2} \\ &= \mu_{ic} I(c = c') \mathbf{x}_i - \mu_{ic} \mu_{ic'} \end{aligned}$$

Multi-class logistic regression

- **Hessian**

– if we have 3 features and 3 classes $\mathbf{X}_i = \mathbf{x}_i \mathbf{x}_i^T$

$$\begin{aligned}\mathbf{H}(\mathbf{W}) &= \sum_i \begin{pmatrix} \mu_{i1} - \mu_{i1}^2 & -\mu_{i1}\mu_{i2} \\ -\mu_{i1}\mu_{i2} & \mu_{i2} - \mu_{i2}^2 \end{pmatrix} \otimes \begin{pmatrix} x_{i1}x_{i1} & x_{i1}x_{i2} & x_{i1}x_{i3} \\ x_{i2}x_{i1} & x_{i2}x_{i2} & x_{i2}x_{i3} \\ x_{i3}x_{i1} & x_{i3}x_{i2} & x_{i3}x_{i3} \end{pmatrix} \\ &= \sum_i \begin{pmatrix} (\mu_{i1} - \mu_{i1}^2)\mathbf{X}_i & -\mu_{i1}\mu_{i2}\mathbf{X}_i \\ -\mu_{i1}\mu_{i2}\mathbf{X}_i & (\mu_{i2} - \mu_{i2}^2)\mathbf{X}_i \end{pmatrix}\end{aligned}$$

$$\mathbf{H}_{c,c'}(\mathbf{W}) = \sum_i \mu_{ic}(\delta_{c,c'} - \mu_{i,c'})\mathbf{x}_i\mathbf{x}_i^T$$

Multi-class logistic regression

- Regularized NLL using MAP

$$f'(\mathbf{W}) \triangleq -\log p(\mathcal{D}|\mathbf{w}) - \log p(\mathbf{W})$$

$$p(\mathbf{W}) = \prod_c \mathcal{N}(\mathbf{w}_c | \mathbf{0}, \mathbf{V}_0)$$

- The new objective:

$$f'(\mathbf{W}) = f(\mathbf{W}) + \frac{1}{2} \sum_c \mathbf{w}_c \mathbf{V}_0^{-1} \mathbf{w}_c$$

- Gradient: $\mathbf{g}'(\mathbf{W}) = \mathbf{g}(\mathbf{W}) + \mathbf{V}_0^{-1} \left(\sum_c \mathbf{w}_c \right)$

- Hessian

$$\mathbf{H}'(\mathbf{W}) = \mathbf{H}(\mathbf{W}) + \mathbf{I}_C \otimes \mathbf{V}_0^{-1}$$

Bayesian logistic regression


- For logistic regression models, we want to compute the full posterior over the parameters, $p(\mathbf{w}|D)$
- However, unlike the linear regression, the full posterior cannot be exactly computed for logistic regression, since there is no conjugate prior
- Instead, we need to use approximation such as:
 - MCMC, variational inference ..

Bayesian logistic regression

- **Laplace approximation**

- Suppose that a posterior distribution is given:

$$p(\boldsymbol{\theta}|\mathcal{D}) = \frac{1}{Z} e^{-E(\boldsymbol{\theta})} \quad E(\boldsymbol{\theta}) = -\log p(\boldsymbol{\theta}, \mathcal{D})$$

 **energy function**

- Perform a Taylor series expansion around the mode $\boldsymbol{\theta}^*$

$$E(\boldsymbol{\theta}) \approx E(\boldsymbol{\theta}^*) + (\boldsymbol{\theta} - \boldsymbol{\theta}^*)^T \mathbf{g} + \frac{1}{2} (\boldsymbol{\theta} - \boldsymbol{\theta}^*)^T \mathbf{H} (\boldsymbol{\theta} - \boldsymbol{\theta}^*)$$

- Where \mathbf{g} is the gradient and \mathbf{H} is the Hessian at the mode

$$\mathbf{g} \triangleq \nabla E(\boldsymbol{\theta})|_{\boldsymbol{\theta}^*}, \quad \mathbf{H} \triangleq \frac{\partial^2 E(\boldsymbol{\theta})}{\partial \boldsymbol{\theta} \partial \boldsymbol{\theta}^T} |_{\boldsymbol{\theta}^*}$$

Bayesian logistic regression

- **Laplace approximation**

- Since $\boldsymbol{\theta}^*$ is the mode, the gradient term is zero

- Hence, we have:

- **Gaussian approximation**

$$p(\boldsymbol{\theta}^*, D) \approx e^{-E(\boldsymbol{\theta}^*)} \exp \left[-\frac{1}{2} (\boldsymbol{\theta} - \boldsymbol{\theta}^*)^T \mathbf{H} (\boldsymbol{\theta} - \boldsymbol{\theta}^*) \right]$$

- The **Laplace approximation** to the **posterior**

$$\begin{aligned} \hat{p}(\boldsymbol{\theta} | \mathcal{D}) &\approx \frac{1}{Z} e^{-E(\boldsymbol{\theta}^*)} \exp \left[-\frac{1}{2} (\boldsymbol{\theta} - \boldsymbol{\theta}^*)^T \mathbf{H} (\boldsymbol{\theta} - \boldsymbol{\theta}^*) \right] \\ &= \mathcal{N}(\boldsymbol{\theta} | \boldsymbol{\theta}^*, \mathbf{H}^{-1}) \end{aligned}$$

- The **Laplace approximation** to the **marginal likelihood**

$$Z = p(\mathcal{D}) \approx \int \hat{p}(\boldsymbol{\theta} | \mathcal{D}) d\boldsymbol{\theta} = e^{-E(\boldsymbol{\theta}^*)} (2\pi)^{D/2} |\mathbf{H}|^{-\frac{1}{2}}$$

Bayesian logistic regression

- **Derivation of the BIC**

- The Gaussian approximation to the log marginal likelihood

$$\log p(\mathcal{D}) \approx \log p(\mathcal{D}|\boldsymbol{\theta}^*) + \log p(\boldsymbol{\theta}^*) - \frac{1}{2} \log |\mathbf{H}|$$

- Drop the second term, if we have a uniform prior
- Approximate the third term, called the **Occam**

factor $\mathbf{H} = \sum_{i=1}^N \mathbf{H}_i$

$$\mathbf{H}_i = \nabla \nabla \log p(\mathcal{D}_i|\boldsymbol{\theta}) \approx \hat{\mathbf{H}}$$



$$\log |\mathbf{H}| = \log |N\hat{\mathbf{H}}| = \log(N^d |\hat{\mathbf{H}}|) = D \log N + \log |\hat{\mathbf{H}}|$$

- Thus, we recover BIC:

$$\log p(\mathcal{D}) \approx \log p(\mathcal{D}|\hat{\boldsymbol{\theta}}) - \frac{D}{2} \log N$$

Bayesian logistic regression

- **Gaussian approximation for logistic regression**

- Use a Gaussian prior $p(\mathbf{w}) = \mathcal{N}(\mathbf{w}|\mathbf{0}, \mathbf{V}_0)$
- The approximate posterior is given by

$$p(\mathbf{w}|\mathcal{D}) \approx \mathcal{N}(\mathbf{w}|\hat{\mathbf{w}}, \mathbf{H}^{-1})$$

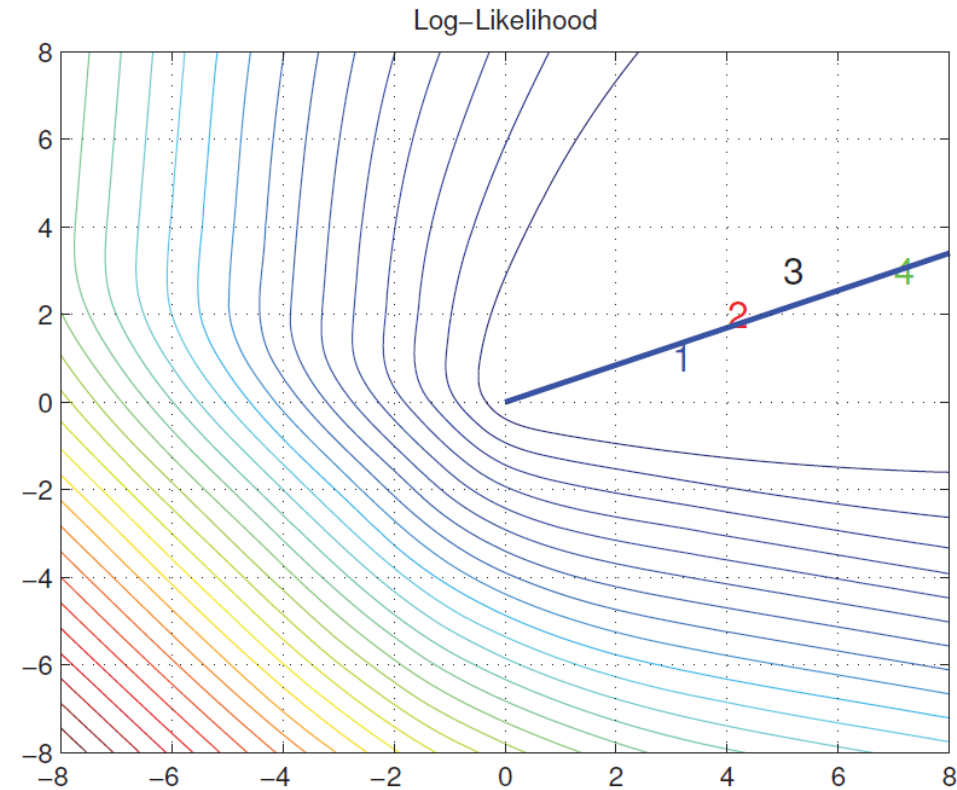
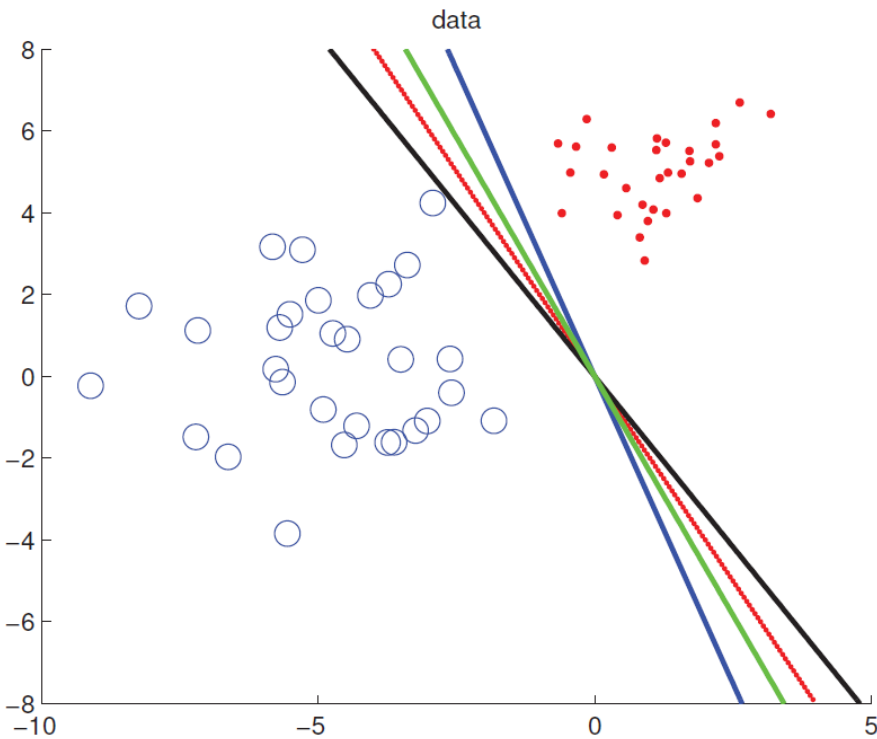
- where

$$\hat{\mathbf{w}} = \arg \min_{\mathbf{w}} E(\mathbf{w})$$

$$E(\mathbf{w}) = -(\log p(\mathcal{D}|\mathbf{w}) + \log p(\mathbf{w}))$$

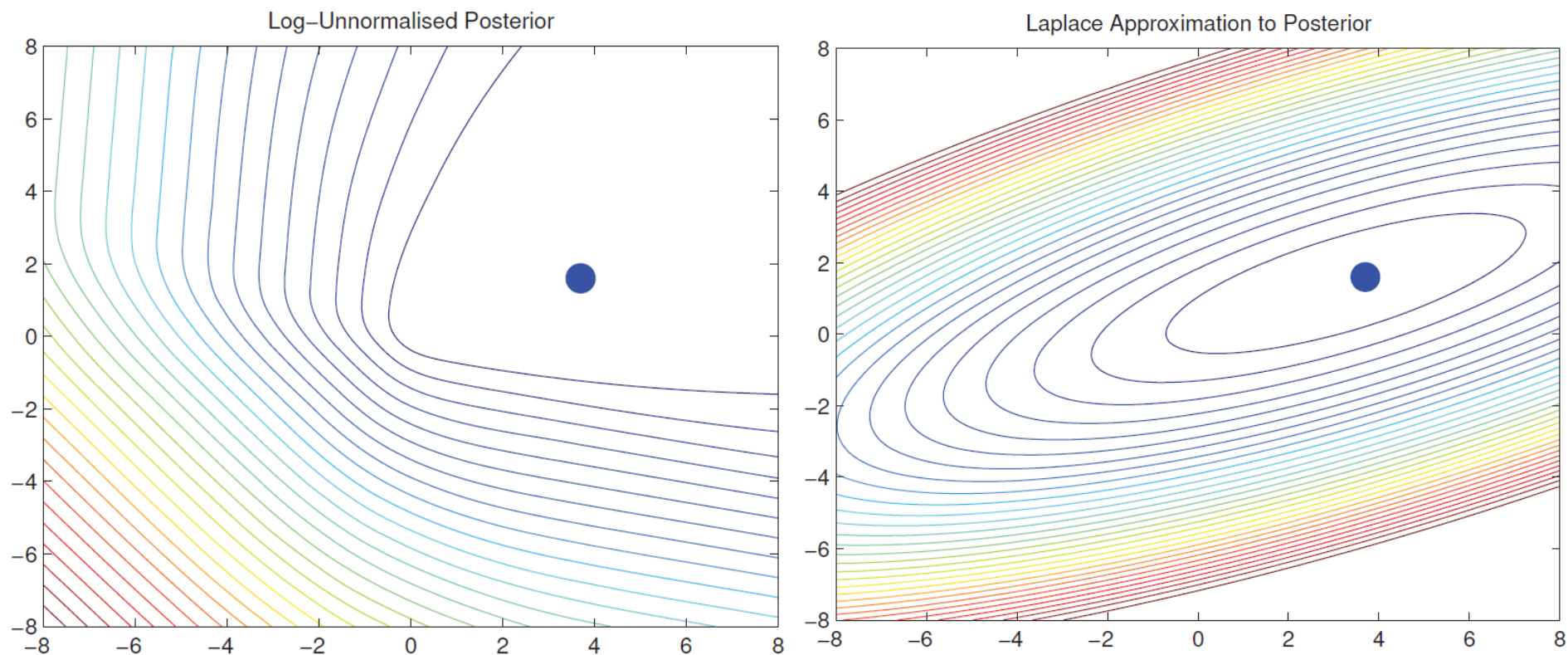
$$\mathbf{H} = \nabla^2 E(\mathbf{w})|_{\hat{\mathbf{w}}}$$

Bayesian logistic regression



Log-likelihood for a logistic regression

Bayesian logistic regression



Use a vague spherical prior centered at the origin

$$\mathcal{N}(\mathbf{w}|\mathbf{0}, 100\mathbf{I})$$

Bayesian logistic regression

- Approximating the posterior predictive

$$p(y|\mathbf{x}, \mathcal{D}) = \int \underbrace{p(y|\mathbf{x}, \mathbf{w})p(\mathbf{w}|\mathcal{D})}_{\text{the integral is intractable}} d\mathbf{w}$$

- 1) Plug-in approximation

$$p(y = 1|\mathbf{x}, \mathcal{D}) \approx p(y = 1|\mathbf{x}, \mathbb{E}[\mathbf{w}])$$

The posterior mean

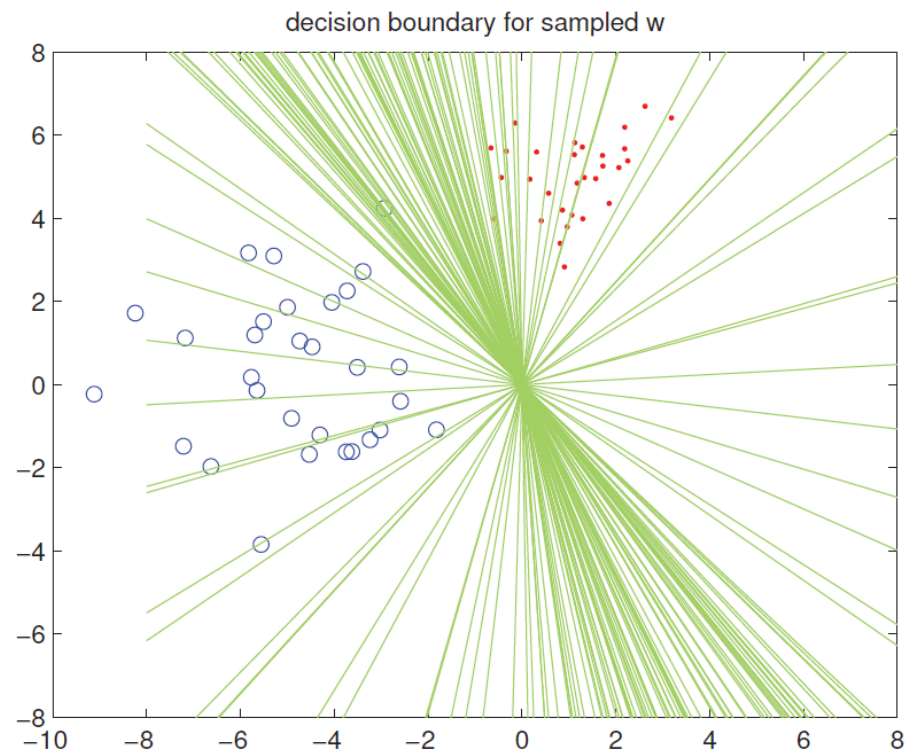
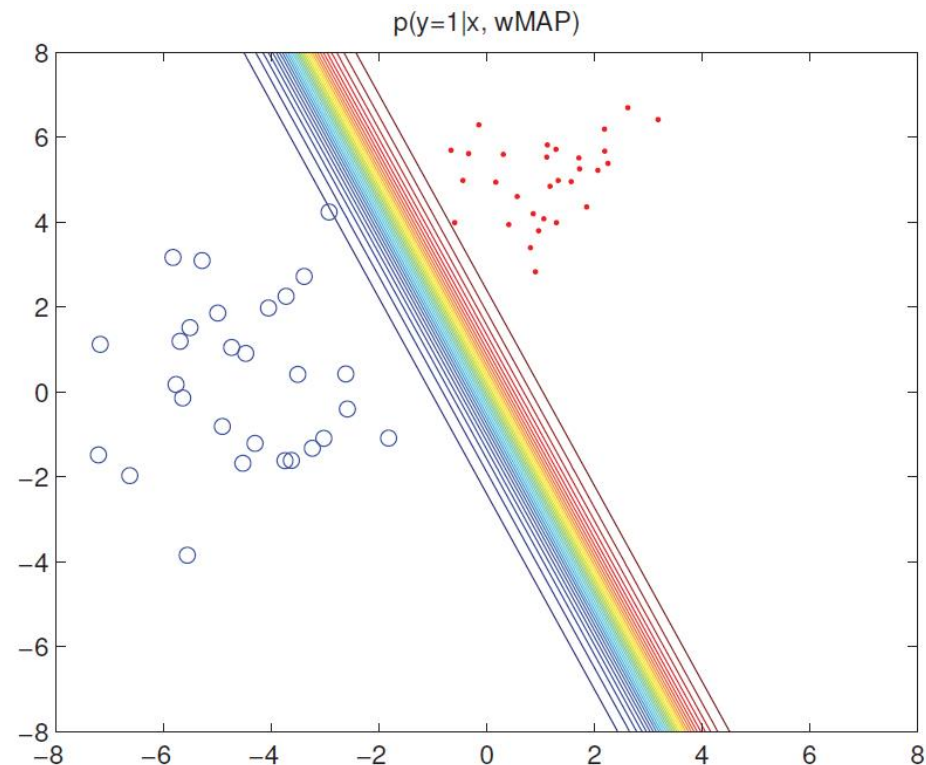
- 2) Monte Carlo approximation

$$p(y = 1|\mathbf{x}, \mathcal{D}) \approx \frac{1}{S} \sum_{s=1}^S \text{sigm}((\mathbf{w}^s)^T \mathbf{x})$$

$$\mathbf{w}^s \sim p(\mathbf{w}|\mathcal{D})$$

Bayesian logistic regression

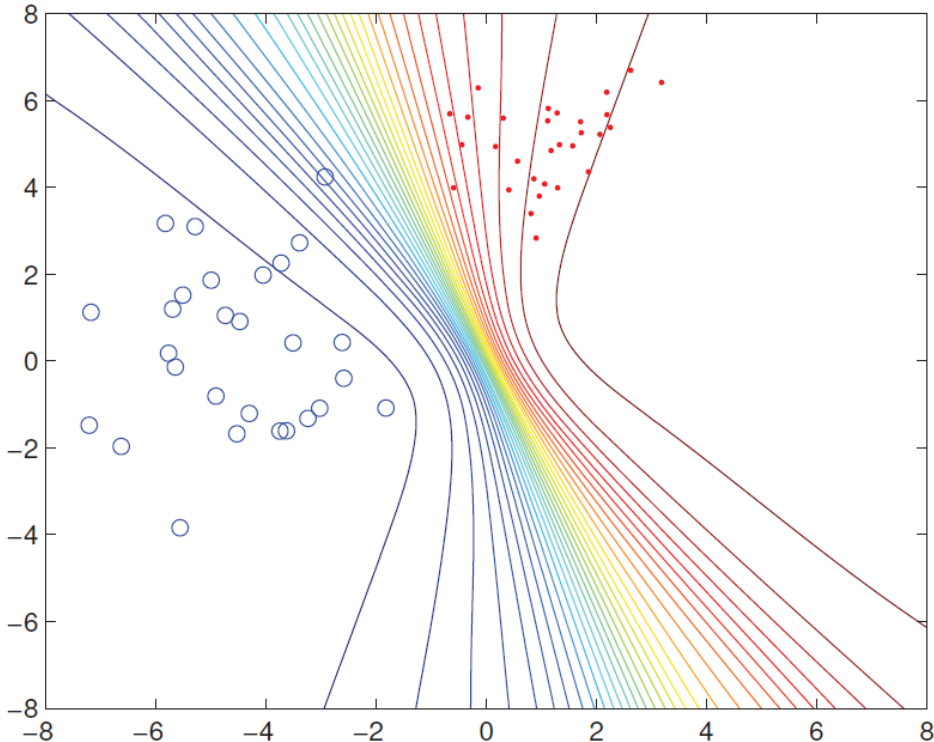
the posterior predictive distribution



Bayesian logistic regression

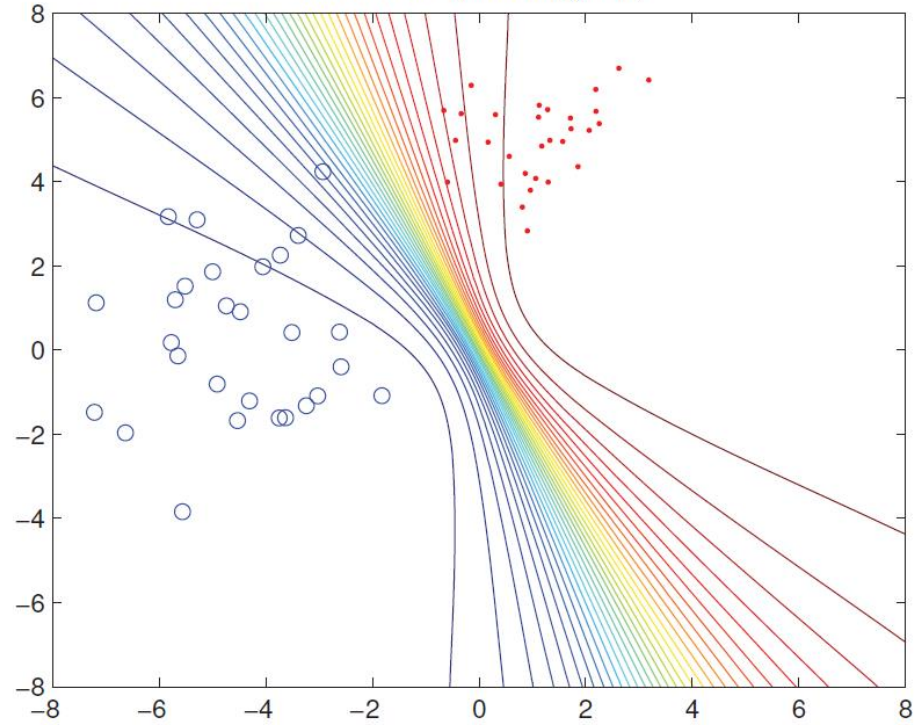
the posterior predictive distribution

MC approx of $p(y=1|x)$



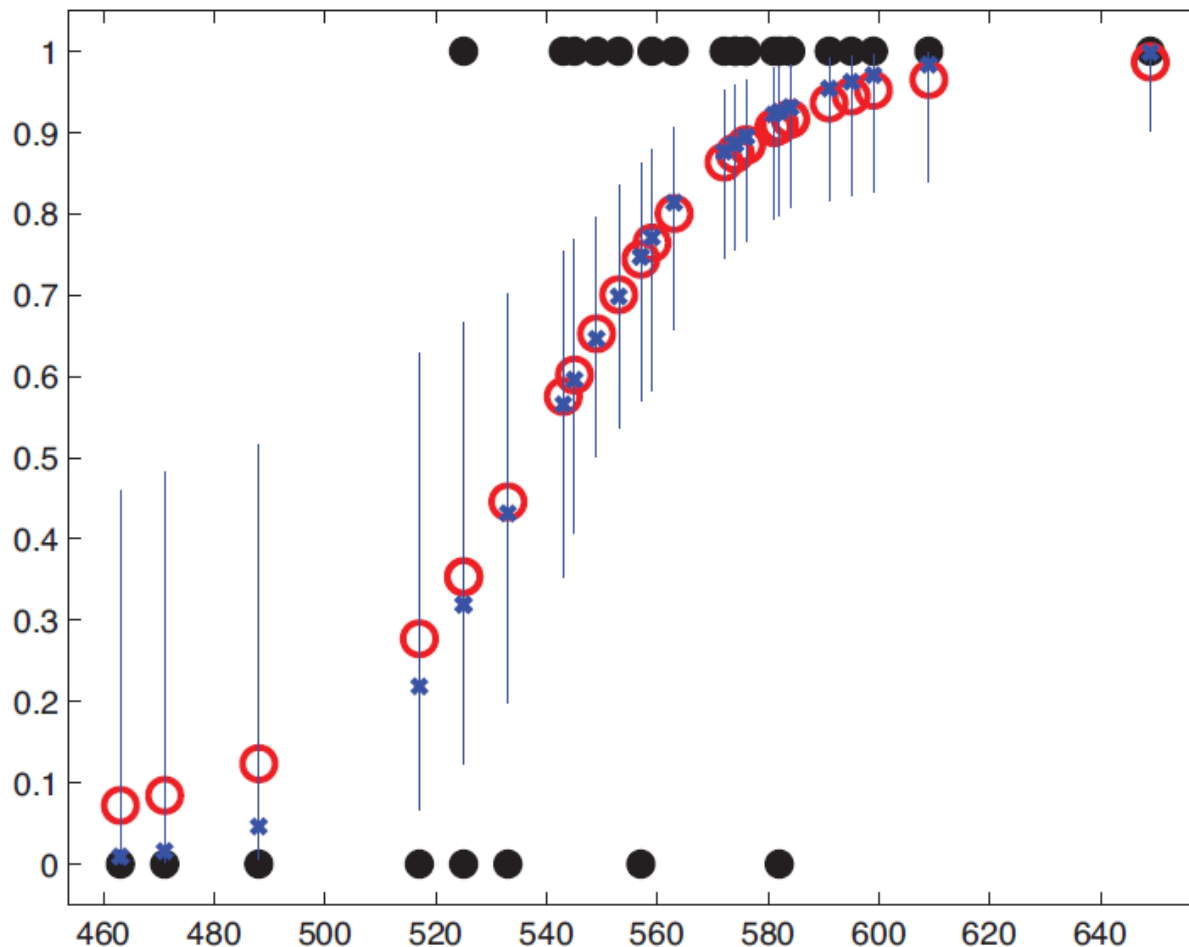
Probit approximation

numerical approx of $p(y=1|x)$



Bayesian logistic regression

- Posterior predictive density for SAT data
 - The vertical blue lines denote 95% credible intervals for the posterior predictive
 - the small blue star is the median.



Metropolis Hastings for Binary Logistic Regression

- 1) an independence proposal

$$q(\mathbf{w}'|\mathbf{w}) = \mathcal{N}(\mathbf{w}'|\hat{\mathbf{w}}, \mathbf{H}^{-1})$$

- 2) a random walk proposal

$$q(\mathbf{w}'|\mathbf{w}) = \mathcal{N}(\mathbf{w}'|\mathbf{w}, s^2\mathbf{H}^{-1})$$

MH for binary logistic regression

$$q(\mathbf{w}'|\mathbf{w}) = \mathcal{N}\left(\mathbf{w}, \frac{2.38^2}{D} (\mathbf{V}_0^{-1} + \mathbf{X}^T \mathbf{D} \mathbf{X})^{-1}\right)$$

$$p(\mathbf{w}) = \mathcal{N}(\mathbf{0}, \mathbf{V}_0) \quad \begin{aligned} \mathbf{D} &= \text{diag}(\mu_i(1 - \mu_i)) \\ \mu_i &= \text{sigm}(\hat{\mathbf{w}}^T \mathbf{x}_i) \end{aligned}$$

$$\mathbf{H}_l = \mathbf{X}^T \mathbf{D} \mathbf{X} \quad \mathbf{H} = \mathbf{V}_0^{-1} + \mathbf{H}_l$$

Metropolis Hastings for Binary Logistic Regression

- Sample parameters from 1d logistic regression it to some SAT data
 - Initialize the chain at the model, computed using IRLS, and then use the random walk MH sampler

