

Bayesian feedforward Neural networks

Seung-Hoon Na

Chonbuk National University

Neural networks compared to GPs

- Neural networks: Nonlinear generalization of GLMs
 - Here, defined by a logistic regression model applied to a logistic regression model

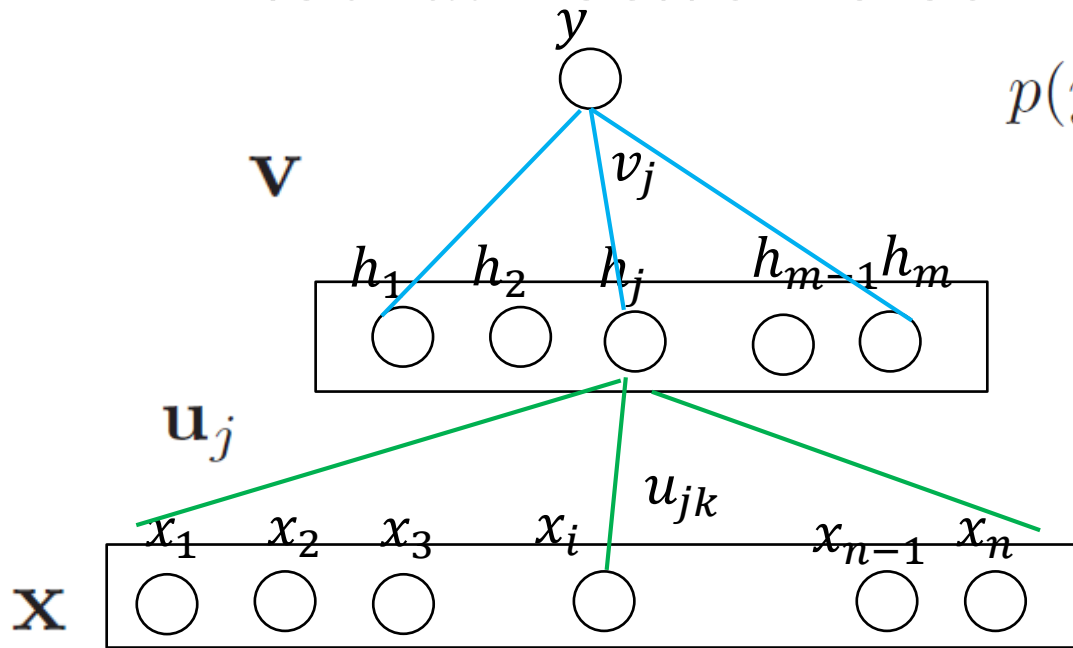
$$p(y|\mathbf{x}, \boldsymbol{\theta}) = \text{Ber}(y|\text{sigm}(\mathbf{w}^T \text{sigm}(\mathbf{V}\mathbf{x})))$$

- To make the connection b/w GP and NN [Neal 96], now consider a neural network for regression with one hidden layer

$$p(y|\mathbf{x}, \boldsymbol{\theta}) = \mathcal{N}(y|f(\mathbf{x}; \boldsymbol{\theta}), \sigma^2)$$

$$f(\mathbf{x}) = b + \sum_{j=1}^H v_j g(\mathbf{x}; \mathbf{u}_j)$$

Neural networks compared to GPs



$$p(y|\mathbf{x}, \boldsymbol{\theta}) = \mathcal{N}(y|f(\mathbf{x}; \boldsymbol{\theta}), \sigma^2)$$

$$f(\mathbf{x}) = b + \sum_{j=1}^H v_j g(\mathbf{x}; \mathbf{u}_j)$$

Hidden unit activation

- Use the priors on the weights:

$$\boldsymbol{\theta} \begin{cases} b \sim \mathcal{N}(0, \sigma_b^2) \\ \mathbf{v} \sim \prod_j \mathcal{N}(v_j | 0, \sigma_w^2) \\ \mathbf{u} \sim \prod_j p(\mathbf{u}_j) \end{cases}$$

Neural networks compared to GPs

$$\mathbb{E}_{\theta} [f(\mathbf{x})] = 0$$

$$\begin{aligned}\mathbb{E}_{\theta} [f(\mathbf{x})f(\mathbf{x}')] &= \sigma_b^2 + \sum_j \sigma_v^2 \mathbb{E}_{\mathbf{v}} [g(\mathbf{x}; \mathbf{u}_j)g(\mathbf{x}'; \mathbf{u}_j)] \\ &= \sigma_b^2 + H\sigma_v^2 \mathbb{E}_{\mathbf{u}} [g(\mathbf{x}; \mathbf{u})g(\mathbf{x}'; \mathbf{u})]\end{aligned}$$

– Let σ_v^2 as ω^2/H

- since more hidden units will increase the input to the final node, so we should scale down the magnitude of the weights

$$\mathbb{E}_{\theta} [f(\mathbf{x})f(\mathbf{x}')] = \sigma_b^2 + \omega^2 \mathbb{E}_{\mathbf{u}} [g(\mathbf{x}; \mathbf{u})g(\mathbf{x}'; \mathbf{u})]$$

 as $H \rightarrow \infty$ we get a Gaussian process

Neural networks compared to GPs

- If we use as activation / transfer function

$$g(\mathbf{x}; \mathbf{u}) = \text{erf}(u_0 + \sum_{j=1}^D u_j x_j)$$

$$\text{erf}(z) = 2/\sqrt{\pi} \int_0^z e^{-t^2} dt$$

and choose $\mathbf{u} \sim \mathcal{N}(\mathbf{0}, \Sigma)$:

- Then the covariance kernel [William '98]:

$$\kappa_{NN}(\mathbf{x}, \mathbf{x}') = \frac{2}{\pi} \sin^{-1} \left(\frac{2\tilde{\mathbf{x}}^T \Sigma \tilde{\mathbf{x}'}}{\sqrt{(1 + 2\tilde{\mathbf{x}}^T \Sigma \tilde{\mathbf{x}})(1 + 2(\tilde{\mathbf{x}'})^T \Sigma \tilde{\mathbf{x}'})}} \right)$$

➔ This is a true “neural network” kernel

Feedforward neural networks

- NN with two layers for a regression problem

$$p(y|\mathbf{x}, \boldsymbol{\theta}) = \mathcal{N}(y|\mathbf{w}^T \mathbf{z}(\mathbf{x}), \sigma^2)$$

$$\mathbf{z}(\mathbf{x}) = g(\mathbf{V}\mathbf{x}) = [g(\mathbf{v}_1^T \mathbf{x}), \dots, g(\mathbf{v}_H^T \mathbf{x})]$$

- g : a non-linear **activation** or **transfer function**
- $\mathbf{z}(\mathbf{x}) = \phi(\mathbf{x}, \mathbf{V})$: called the **hidden layer**

- NN for binary classification

$$p(y|\mathbf{x}, \boldsymbol{\theta}) = \text{Ber}(y|\text{sigm}(\mathbf{w}^T \mathbf{z}(\mathbf{x})))$$

- NN for multi-output regression

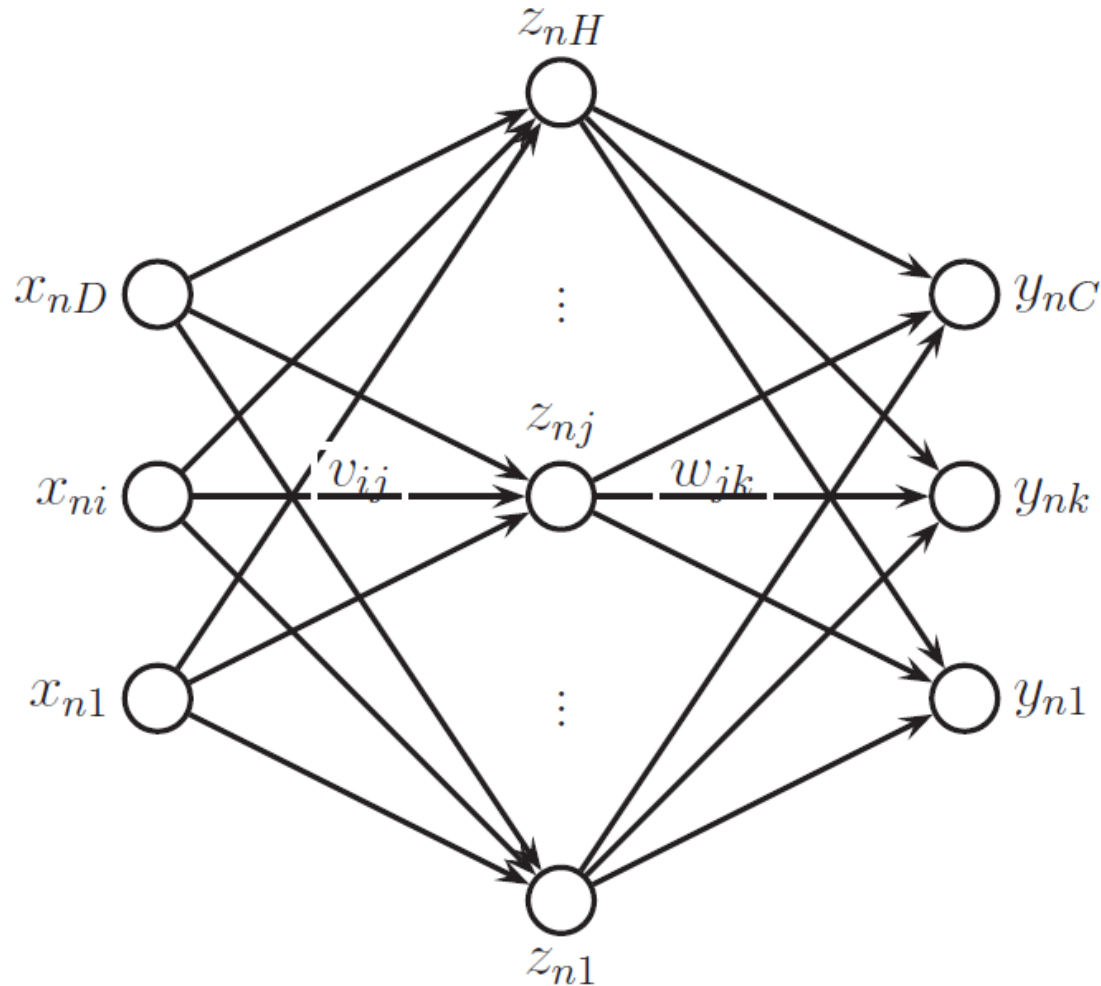
$$p(\mathbf{y}|\mathbf{x}, \boldsymbol{\theta}) = \mathcal{N}(\mathbf{y}|\mathbf{W} \phi(\mathbf{x}, \mathbf{V}), \sigma^2 \mathbf{I})$$

- NN for multi-class classification

$$p(y|\mathbf{x}, \boldsymbol{\theta}) = \text{Cat}(y|\mathcal{S}(\mathbf{W}\mathbf{z}(\mathbf{x})))$$

Feedforward neural networks

$$p(\mathbf{y}|\mathbf{x}, \boldsymbol{\theta}) = \mathcal{N}(\mathbf{y}|\mathbf{W} \phi(\mathbf{x}, \mathbf{V}), \sigma^2 \mathbf{I})$$



A neural network with one hidden layer.

Bayesian neural networks

- Use prior of the form:

$$p(\mathbf{w}) = \mathcal{N}(\mathbf{w} | \mathbf{0}, (1/\alpha)\mathbf{I})$$

– where \mathbf{w} represents all the weights combined

- Posterior can be approximated:

$$p(\mathbf{w} | \mathcal{D}, \alpha, \beta) \propto \exp(-E(\mathbf{w}))$$

$$E(\mathbf{w}) \triangleq \beta E_D(\mathbf{w}) + \alpha E_W(\mathbf{w})$$

$$E_D(\mathbf{w}) \triangleq \frac{1}{2} \sum_{n=1}^N (y_n - f(\mathbf{x}_n, \mathbf{w}))^2$$

$$E_W(\mathbf{w}) \triangleq \frac{1}{2} \mathbf{w}^T \mathbf{w}$$

Bayesian neural networks

- A second-order Taylor series approximation of $E(\mathbf{w})$ around its minimum (the MAP)

$$E(\mathbf{w}) \approx E(\mathbf{w}_{MP}) + \frac{1}{2}(\mathbf{w} - \mathbf{w}_{MP})^T \mathbf{A}(\mathbf{w} - \mathbf{w}_{MP})$$

- \mathbf{A} is the Hessian of E

$$\mathbf{A} = \nabla \nabla E(\mathbf{w}_{MP}) = \beta \mathbf{H} + \alpha \mathbf{I}$$

$$\mathbf{H} = \nabla \nabla E_D(\mathbf{w}_{MP})$$

- Using the quadratic approximation, the posterior becomes Gaussian:

$$p(\mathbf{w} | \alpha, \beta, \mathcal{D}) \approx \mathcal{N}(\mathbf{w} | \mathbf{w}_{MP}, \mathbf{A}^{-1})$$

Bayesian neural networks

- Parameter posterior for classification
 - The same as the regression case, except $\beta = 1$ and E_D is a cross entropy error of the form

$$E_D(\mathbf{w}) \triangleq \sum_{n=1}^N [y_n \ln f(\mathbf{x}_n, \mathbf{w}) + (1 - y_n) \ln f(\mathbf{x}_n, \mathbf{w})]$$

- Predictive posterior for regression

$$p(y|\mathbf{x}, \mathcal{D}, \alpha, \beta) = \int \mathcal{N}(y|f(\mathbf{x}, \mathbf{w}), 1/\beta) \mathcal{N}(\mathbf{w}|\mathbf{w}_{MP}, \mathbf{A}^{-1}) d\mathbf{w}$$

- The posterior predictive density is not analytically tractable because of the nonlinearity of $f(\mathbf{x}, \mathbf{w})$
- Let us construct a first-order Taylor series approximation around the mode:

$$f(\mathbf{x}, \mathbf{w}) \approx f(\mathbf{x}, \mathbf{w}_{MP}) + \mathbf{g}^T (\mathbf{w} - \mathbf{w}_{MP})$$

$$\mathbf{g} = \nabla_{\mathbf{w}} f(\mathbf{x}, \mathbf{w})|_{\mathbf{w}=\mathbf{w}_{MP}}$$

Bayesian neural networks

- Predictive posterior for regression
 - We now have a linear-Gaussian model with a Gaussian prior on the weights
 - $p(y|\mathbf{x}, \mathcal{D}, \alpha, \beta) \approx \mathcal{N}(y|f(\mathbf{x}, \mathbf{w}_{MP}), \sigma^2(\mathbf{x}))$
 - The predictive variance depends on the input \mathbf{x} :

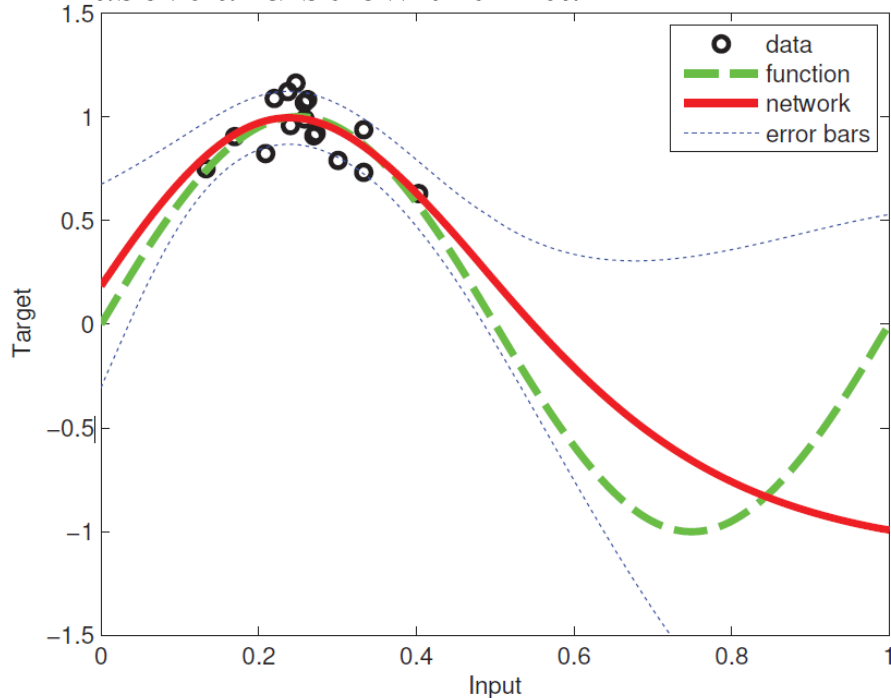
$$\sigma^2(\mathbf{x}) = \beta^{-1} + \mathbf{g}^T \mathbf{A}^{-1} \mathbf{g}$$

Bayesian neural networks

- The posterior predictive density for an MLP with 3 hidden nodes, trained on 16 data points
 - The dashed green line: the true function
 - The solid red line: the posterior mean prediction

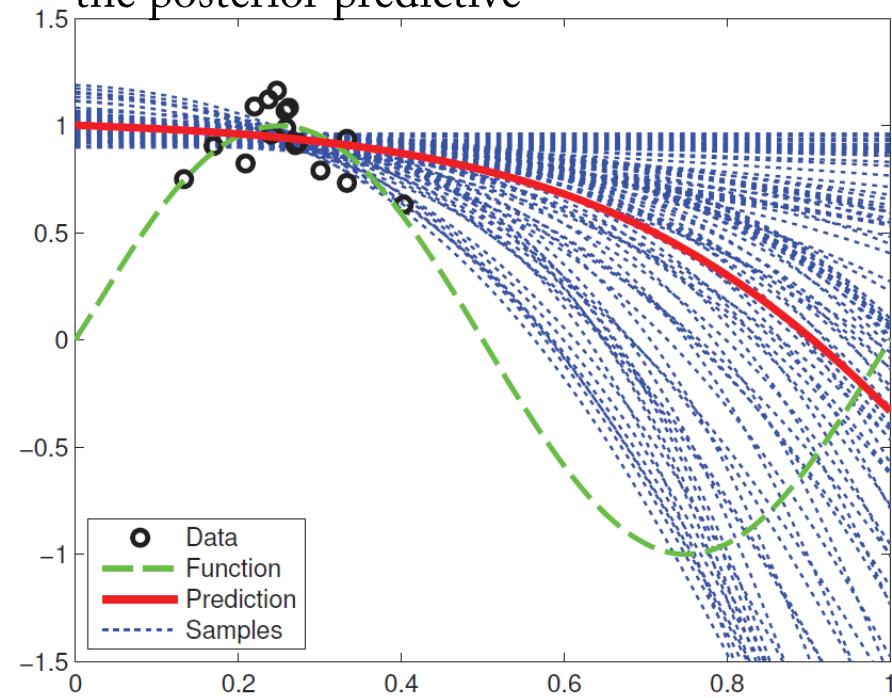
Result of using a Laplace approximation after performing empirical Bayes to optimize the hyperparameters

the dotted blue line: 1 standard deviation above and below the mean



Result of using hybrid Monte Carlo, using the same trained hyperparameters as in (a)

the dotted blue lines are samples from the posterior predictive



Bayesian neural networks

- **Predictive** posterior for classification

- Approximate $p(y|x, D)$ in the case of binary classification

- The situation is similar to the case of logistic regression, except in addition the posterior predictive mean is a non-linear function of \mathbf{w}

$$\mu = \mathbb{E} [y|\mathbf{x}, \mathbf{w}] = \text{sigm}(a(\mathbf{x}, \mathbf{w}))$$

- where $a(\mathbf{x}, \mathbf{w})$ is the **pre-synaptic output** of the final layer

$$a(\mathbf{x}, \mathbf{w}) \approx a_{MP}(\mathbf{x}) + \mathbf{g}^T (\mathbf{w} - \mathbf{w}_{MP})$$

$$a_{MP}(\mathbf{x}) = a(\mathbf{x}, \mathbf{w}_{MP})$$

$$\mathbf{g} = \nabla_{\mathbf{x}} a(\mathbf{x}, \mathbf{w}_{MP})$$

Bayesian neural networks

- **Predictive** posterior for classification

$$p(a|\mathbf{x}, \mathcal{D}) \approx \mathcal{N}(a(\mathbf{x}, \mathbf{w}_{MP}), \mathbf{g}(\mathbf{x})^T \mathbf{A}^{-1} \mathbf{g}(\mathbf{x}))$$

- The posterior predictive for the output

$$p(y = 1|\mathbf{x}, \mathcal{D}) = \int \text{sigm}(a)p(a|\mathbf{x}, \mathcal{D})da \approx \text{sigm}(\kappa(\sigma^2) a_{MP}(\mathbf{x}))$$

$$\kappa(\sigma^2) \triangleq (1 + \pi\sigma^2/8)^{-\frac{1}{2}}$$

- Using the approximation

$$\int \text{sigm}(a)\mathcal{N}(a|\mu, \sigma^2)da \approx \text{sigm}(\kappa(\sigma^2)\mu)$$

$$\kappa(\sigma^2) \triangleq (1 + \pi\sigma^2/8)^{-\frac{1}{2}}$$

Dropout as a Bayesian Approximation

[Gal and Ghahramani '16]

- The statement
 - A neural network with arbitrary depth and non-linearities, with dropout applied before every weight layer is *mathematically equivalent to an approximation to the probabilistic deep Gaussian process* (Damianou & Lawrence, 2013)
- The notations
 - $\hat{\mathbf{y}}$: the output of a NN model with L layers and a loss function $E(\cdot, \cdot)$ such as the softmax loss or the Euclidean loss (square loss)
 - $\mathbf{W}_i \in R^{K_i \times K_{i-1}}$: NN's weight matrix at i-th layer
 - \mathbf{b}_i : the bias vector at i-th layer

Dropout as a Bayesian Approximation

[Gal and Ghahramani '16]

- L2 regularisation of NN

$$\mathcal{L}_{\text{dropout}} := \frac{1}{N} \sum_{i=1}^N E(\mathbf{y}_i, \hat{\mathbf{y}}_i) + \lambda \sum_{i=1}^L (\|\mathbf{W}_i\|_2^2 + \|\mathbf{b}_i\|_2^2)$$

- The deep Gaussian process
 - assume we are given a covariance function of the form

$$\mathbf{K}(\mathbf{x}, \mathbf{y}) = \int p(\mathbf{w})p(b)\sigma(\mathbf{w}^T \mathbf{x} + b)\sigma(\mathbf{w}^T \mathbf{y} + b)d\mathbf{w}db$$

- a deep GP with L layers and covariance function $K(\mathbf{x}, \mathbf{y})$ can be approximated by placing a variational distribution over each component of a spectral decomposition of the GPs' covariance functions

Dropout as a Bayesian Approximation

- Now, \mathbf{W}_i is a **random** matrix of dims $K_i \times K_{i-1}$

where each row of $\mathbf{W}_i \sim p(\mathbf{w})$

$$\boldsymbol{\omega} = \{\mathbf{W}_i\}_{i=1}^L$$

\mathbf{m}_i of dims K_i for each GP layer

- The **predictive probability** of the deep GP

$$p(\mathbf{y}|\mathbf{x}, \mathbf{X}, \mathbf{Y}) = \int p(\mathbf{y}|\mathbf{x}, \boldsymbol{\omega})p(\boldsymbol{\omega}|\mathbf{X}, \mathbf{Y})d\boldsymbol{\omega}$$

$$p(\mathbf{y}|\mathbf{x}, \boldsymbol{\omega}) = \mathcal{N}(\mathbf{y}; \hat{\mathbf{y}}(\mathbf{x}, \boldsymbol{\omega}), \tau^{-1}\mathbf{I}_D)$$

$$\hat{\mathbf{y}}(\mathbf{x}, \boldsymbol{\omega} = \{\mathbf{W}_1, \dots, \mathbf{W}_L\})$$

$$= \sqrt{\frac{1}{K_L}}\mathbf{W}_L\sigma\left(\dots\sqrt{\frac{1}{K_1}}\mathbf{W}_2\sigma(\mathbf{W}_1\mathbf{x} + \mathbf{m}_1)\dots\right)$$

$p(\boldsymbol{\omega}|\mathbf{X}, \mathbf{Y})$ is intractable

Dropout as a Bayesian Approximation

[Gal and Ghahramani '16]

- To approximate $p(\omega|\mathbf{X}, \mathbf{Y})$
we define $q(\omega)$

$$\mathbf{W}_i = \mathbf{M}_i \cdot \text{diag}([z_{i,j}]_{j=1}^{K_i})$$

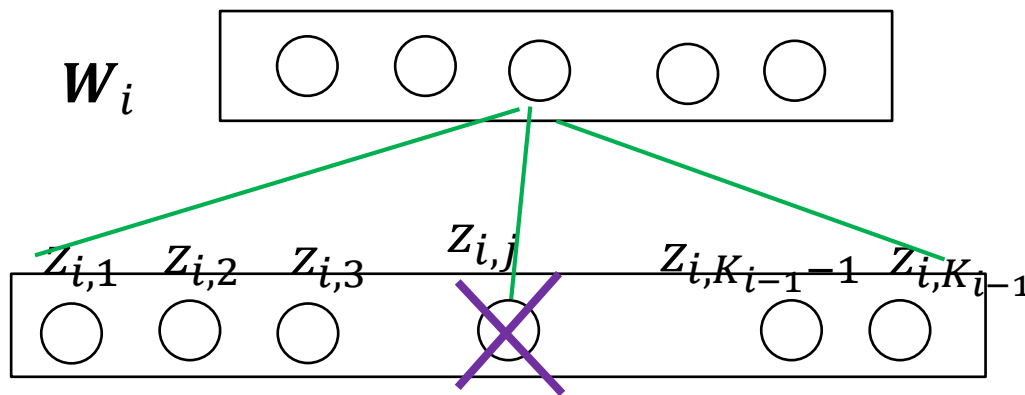
$$z_{i,j} \sim \text{Bernoulli}(p_i) \text{ for } i = 1, \dots, L, j = 1, \dots, K_{i-1}$$

- Minimise the KL divergence between the approximate posterior and the posterior of the full deep GP

$$- \int q(\omega) \log p(\mathbf{Y}|\mathbf{X}, \omega) d\omega + \text{KL}(q(\omega)||p(\omega))$$

$$\mathbf{W}_i = \mathbf{M}_i \cdot \text{diag}([z_{i,j}]_{j=1}^{K_i})$$

$z_{i,j} \sim \text{Bernoulli}(p_i)$ for $i = 1, \dots, L, j = 1, \dots, K_{i-1}$



$$\mathbf{W}_i = \begin{bmatrix} \mathbf{M}_i \end{bmatrix} \begin{bmatrix} \text{diag}([z_{i,j}]) \\ 1 & & & \\ & 0 & & \\ & & 1 & \\ & & & 1 \end{bmatrix}$$

Dropout as a Bayesian Approximation

[Gal and Ghahramani '16]

- Approximate the first term of KL using a single sample $\hat{\omega}_n \sim q(\omega) : -\log p(\mathbf{y}_n | \mathbf{x}_n, \hat{\omega}_n)$
- Approximate the second term of KL to:

$$\sum_{i=1}^L \left(\frac{p_i l^2}{2} \|\mathbf{M}_i\|_2^2 + \frac{l^2}{2} \|\mathbf{m}_i\|_2^2 \right)$$

- Thus, the approximated KL objective:

$$\mathcal{L}_{\text{GP-MC}} \propto \frac{1}{N} \sum_{n=1}^N \frac{-\log p(\mathbf{y}_n | \mathbf{x}_n, \hat{\omega}_n)}{\tau} + \sum_{i=1}^L \left(\frac{p_i l^2}{2\tau N} \|\mathbf{M}_i\|_2^2 + \frac{l^2}{2\tau N} \|\mathbf{m}_i\|_2^2 \right)$$

Dropout as a Bayesian Approximation

[Gal and Ghahramani '16]

- Approximate predictive distribution

$$q(\mathbf{y}^* | \mathbf{x}^*) = \int p(\mathbf{y}^* | \mathbf{x}^*, \omega) q(\omega) d\omega$$

- **MC dropout** for approximation

- Sample T sets of vectors of realisations from the Bernoulli distribution $\{\mathbf{z}_1^t, \dots, \mathbf{z}_L^t\}_{t=1}^T$

$$\mathbb{E}_{q(\mathbf{y}^* | \mathbf{x}^*)}(\mathbf{y}^*) \approx \frac{1}{T} \sum_{t=1}^T \hat{\mathbf{y}}^*(\mathbf{x}^*, \mathbf{W}_1^t, \dots, \mathbf{W}_L^t)$$

Dropout as a Bayesian Approximation

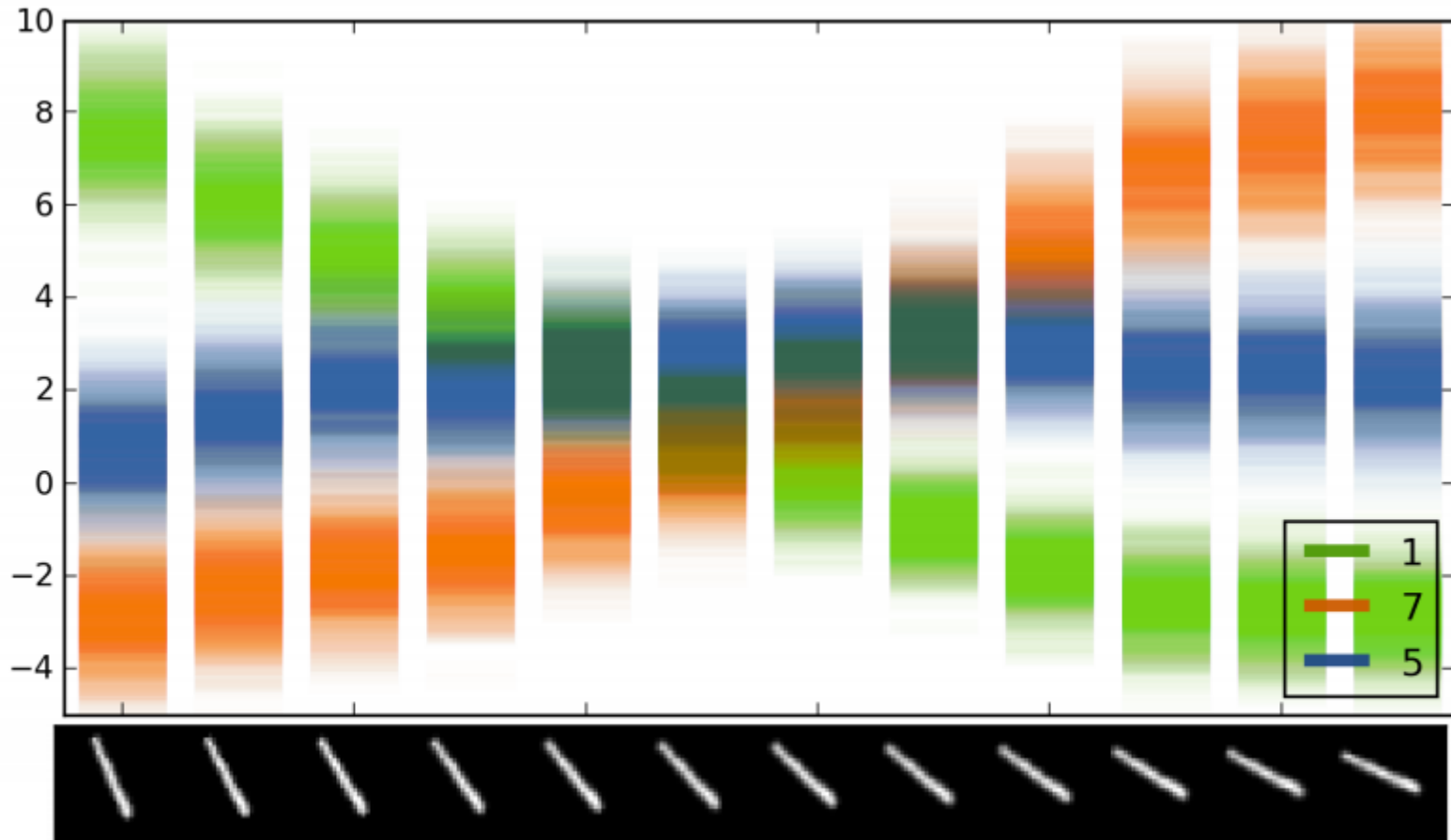
[Gal and Ghahramani '16]

- Model uncertainty (estimating the second raw moment)

$$\mathbb{E}_{q(\mathbf{y}^*|\mathbf{x}^*)}((\mathbf{y}^*)^T(\mathbf{y}^*)) \approx \tau^{-1}\mathbf{I}_D + \frac{1}{T} \sum_{t=1}^T \hat{\mathbf{y}}^*(\mathbf{x}^*, \mathbf{W}_1^t, \dots, \mathbf{W}_L^t)^T \hat{\mathbf{y}}^*(\mathbf{x}^*, \mathbf{W}_1^t, \dots, \mathbf{W}_L^t)$$

$$\begin{aligned} \text{Var}_{q(\mathbf{y}^*|\mathbf{x}^*)}(\mathbf{y}^*) &\approx \tau^{-1}\mathbf{I}_D \\ &+ \frac{1}{T} \sum_{t=1}^T \hat{\mathbf{y}}^*(\mathbf{x}^*, \mathbf{W}_1^t, \dots, \mathbf{W}_L^t)^T \hat{\mathbf{y}}^*(\mathbf{x}^*, \mathbf{W}_1^t, \dots, \mathbf{W}_L^t) \\ &- \mathbb{E}_{q(\mathbf{y}^*|\mathbf{x}^*)}(\mathbf{y}^*)^T \mathbb{E}_{q(\mathbf{y}^*|\mathbf{x}^*)}(\mathbf{y}^*) \end{aligned}$$

Dropout as a Bayesian Approximation [Gal and Ghahramani '16]

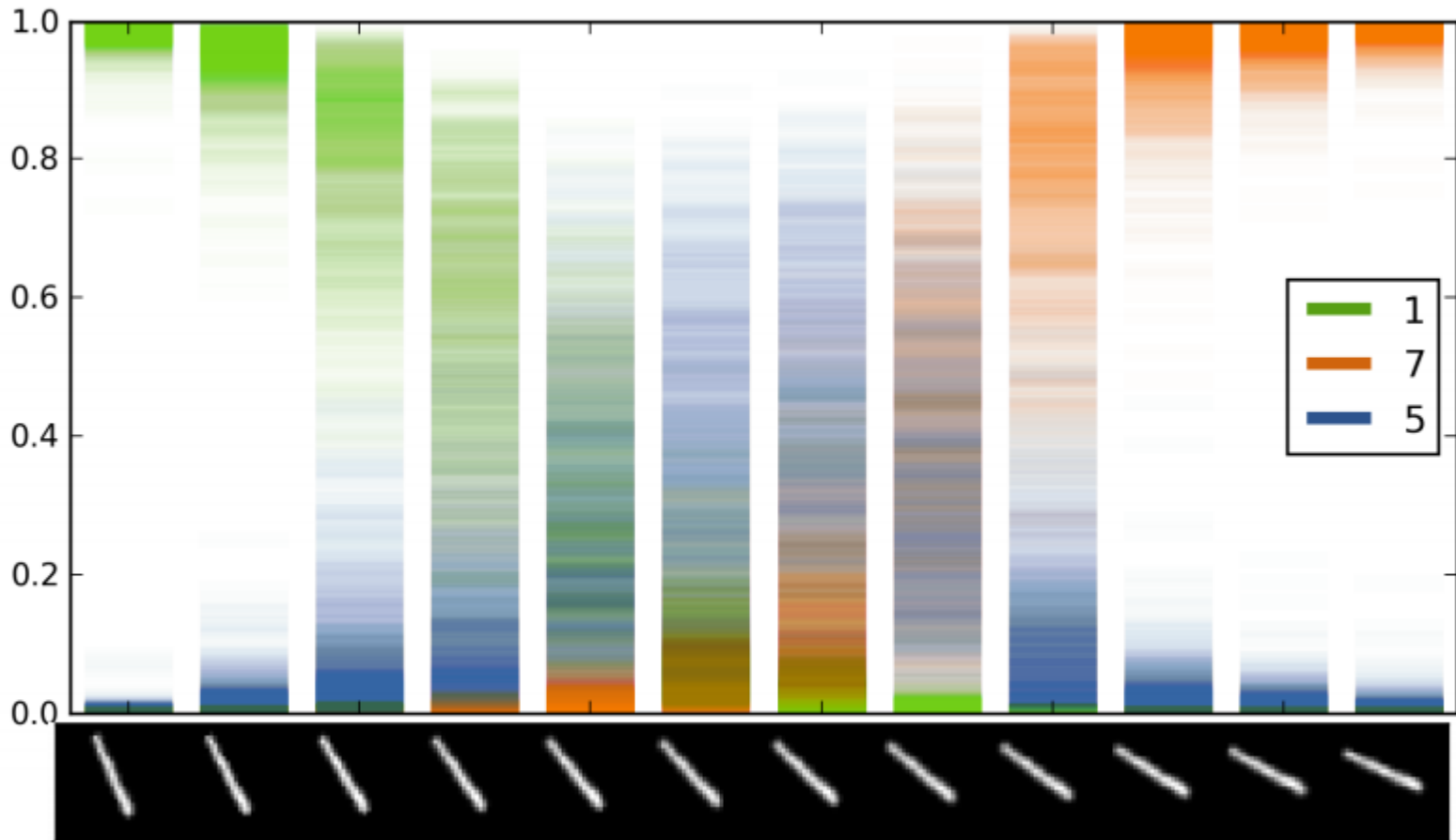


(a) Softmax *input* scatter

A scatter of 100 forward passes

Dropout as a Bayesian Approximation

[Gal and Ghahramani '16]



(b) Softmax *output* scatter