

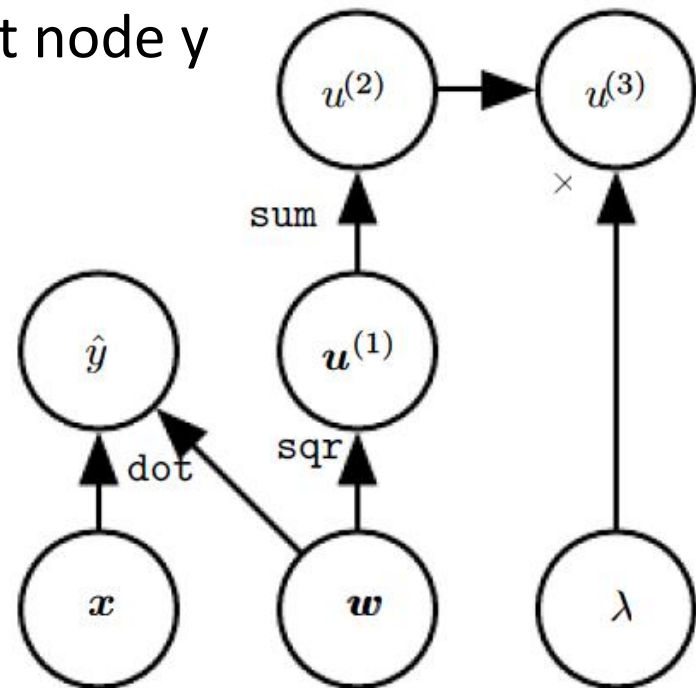
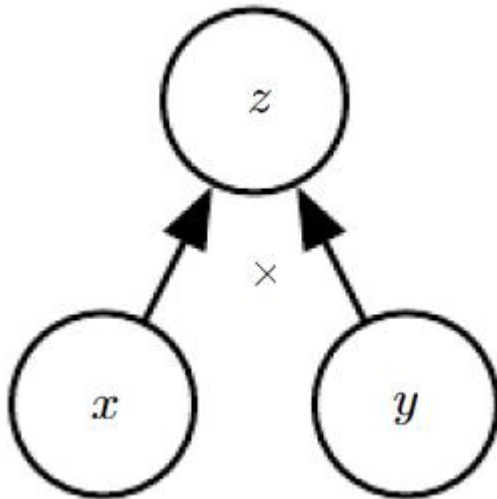
# Introduction to Theano Programming

Seung-Hoon Na

Chonbuk National University

# Computational Graph for General Backprop

- Node: Indicates a variable
  - Scalar, vector, matrix, and tensor
- Edge: a directed edge from  $x$  to  $y$  means that  $y$  is computed from  $x$  (i.e.,  $y=f(x)$ )
  - Operation is attached to output node  $y$

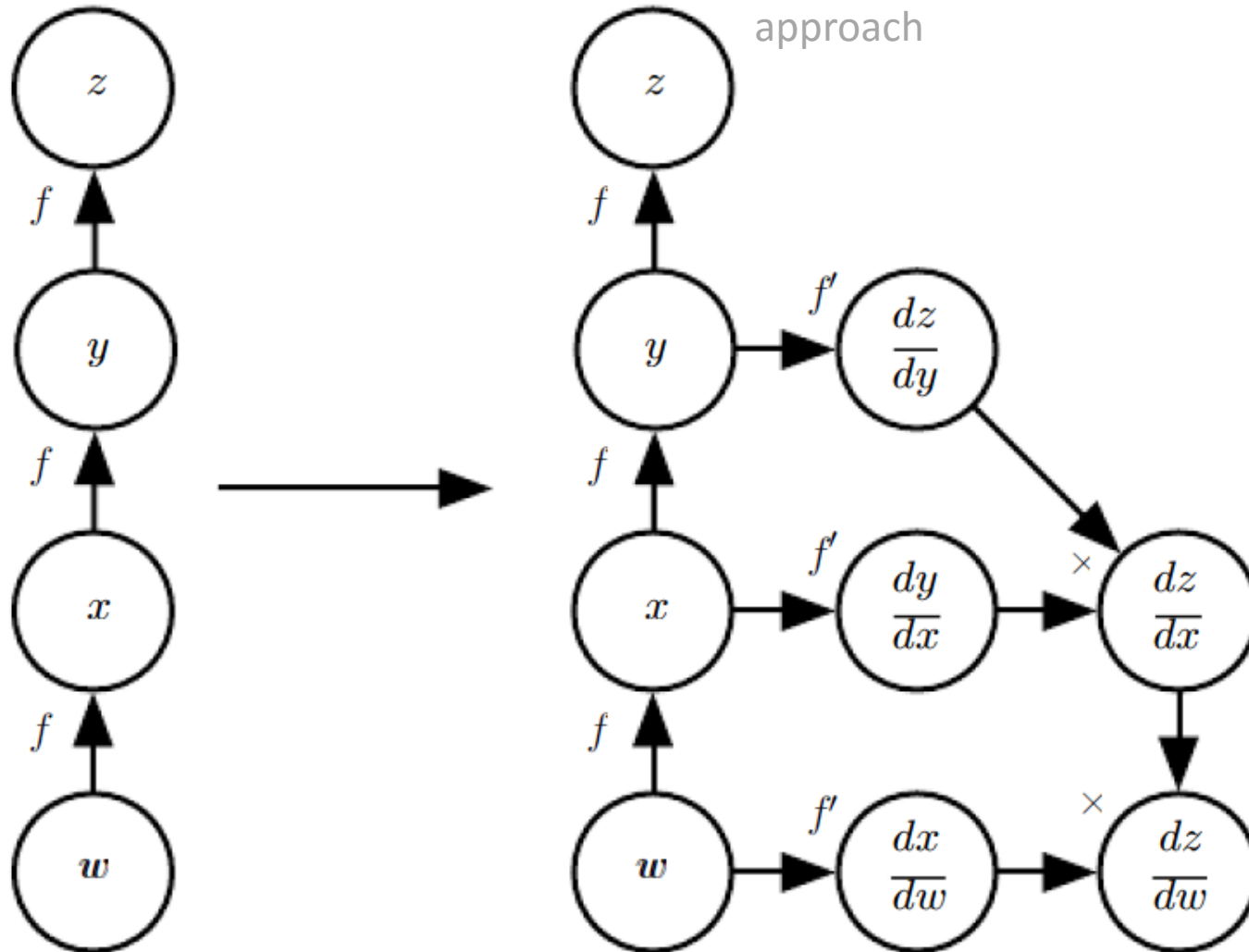


# Symbol-to-Symbol Derivatives

- Symbol-to-symbol approach
  - Provide a computational graph for computing derivatives, given original graph
  - Libraries: **Theano** and **TensorFlow**
- C.f.) Symbol-to-number approach
  - When numerical values are provided for input on computational graph, it returns numerical values for the gradient
  - Libraries: Torch and Caffe

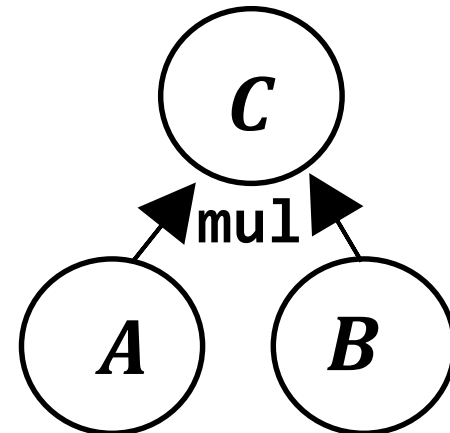
# Symbol-to-Symbol Derivatives

An example of the symbol-to-symbol approach



# Symbol-to-Symbol Derivatives

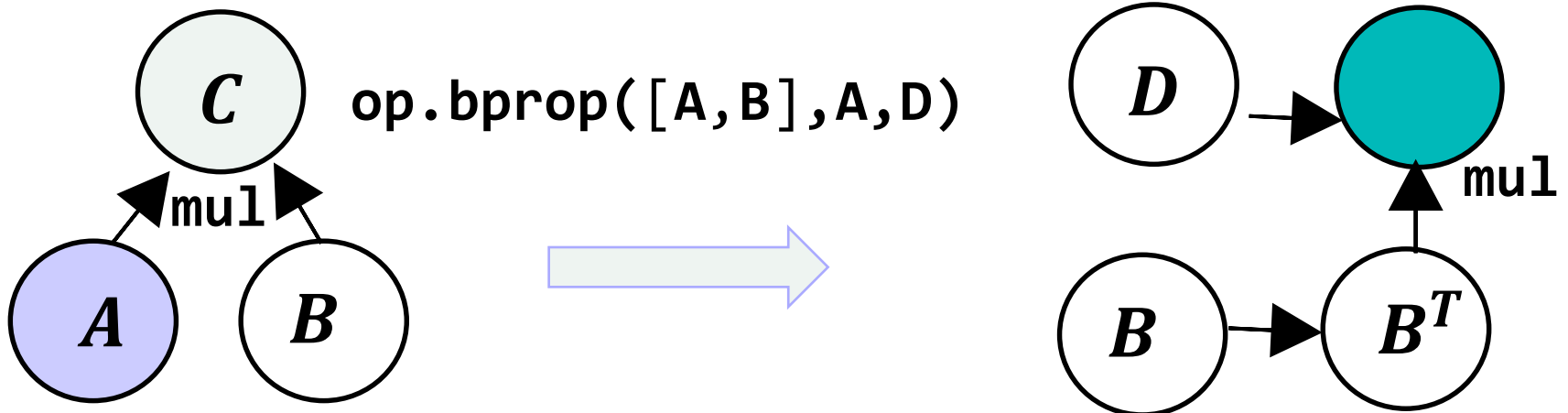
- Basic subroutines for each variable  $V$ 
  - `get_operation(V)`: returns operation that computes  $V$ , represented by the edges into  $V$
  - `get_consumers(V, G)`: returns the list of variables that are parents of  $V$  in  $G$
  - `get_inputs(V, G)`: returns the list of variables that are children of  $V$  in  $G$
- Each operation `op` is associated with `bprop` operation
  - E.g.)  $C = AB$ 
    - $D$ : the gradient with respect to  $C$
    - `op.bprop(A)`  $\rightarrow DB^T$
    - `op.bprop(B)`  $\rightarrow A^T D$



# Symbol-to-Symbol Derivatives

$$\begin{aligned} \text{op.bprop}(\text{inputs}, \mathbf{X}, \mathbf{D}) \\ = \sum_i (\nabla_{\mathbf{X}} \text{op.f}(\text{inputs})_i) \mathbf{D}_i \end{aligned}$$

- Inputs: a list of inputs to the operation op
- $\mathbf{X}$ : the input whose gradient we compute
- $\mathbf{D}$ : the gradient on the output of the operations



# Theano Programming

- Case study: MLP

- Reference:

[http://ir.hit.edu.cn/~jguo/docs/notes/a\\_simple\\_tutorial\\_on\\_theano.pdf](http://ir.hit.edu.cn/~jguo/docs/notes/a_simple_tutorial_on_theano.pdf)

```
import numpy
import theano
import theano.tensor as T
rng = numpy.random
```

```
N = 400      # number of samples
```

```
feats = 784  # dimensionality of features
```

```
D = (rng.randn(N, feats), rng.randint(size=N, low=0, high=2))
```



**x**



**y**

```
training_steps = 10000
```

[http://ir.hit.edu.cn/~jguo/docs/notes/a\\_simple\\_tutorial\\_on\\_theano.pdf](http://ir.hit.edu.cn/~jguo/docs/notes/a_simple_tutorial_on_theano.pdf)

# Theano Programming

```
# declare Theano symbolic variables
x = T.matrix("x")
y = T.vector("y")
w_1 = theano.shared(rng.randn(784,300), name="w1")
b_1 = theano.shared(numpy.zeros((300,)), name="b1")
w_2 = theano.shared(rng.randn(300), name="w2")
b_2 = theano.shared(0., name="b2")

print "Initial model:"
print w_1.get_value(), b_1.get_value()
print w_2.get_value(), b_2.get_value()
```



# Theano Programming

```
# declare Theano symbolic variables
w_1 = theano.shared(rng.randn(784,300), name="w1")
b_1 = theano.shared(numpy.zeros((300,)), name="b1")
w_2 = theano.shared(rng.randn(300), name="w2")
b_2 = theano.shared(0., name="b2")

# Construct Theano expression graph
p_1 = T.sigmoid(-T.dot(T.sigmoid(-T.dot(x, w_1)-b_1), w_2)-b_2)
# probability that target = 1
prediction = p_1 > 0.5 # the prediction threshold
xent = -y*T.log(p_1) - (1-y)*T.log(1-p_1) # cross-entropy loss func
cost = xent.mean() + 0.01 * (w**2).sum() # the cost to minimize
gw_1, gb_1, gw_2, gb_2 = T.grad(cost, [w_1, b_1, w_2, b_2])
```

# Theano Programming

```
w_1 = theano.shared(rng.randn(784,300), name="w1")
b_1 = theano.shared(numpy.zeros((300,)), name="b1")
w_2 = theano.shared(rng.randn(300), name="w2")
b_2 = theano.shared(0., name="b2")
p_1 = T.sigmoid(T.dot(T.sigmoid(-T.dot(x, w_1)-b_1), w_2)-b_2)
prediction = p_1 > 0.5
xent = -y*T.log(p_1) - (1-y)*T.log(1-p_1)
cost = xent.mean() + 0.01 * (w**2).sum()
gw_1, gb_1, gw_2, gb_2 = T.grad(cost, [w_1, b_1, w_2, b_2])

# Compile
train = theano.function(
    inputs = [x, y],
    outputs = [prediction, xent]
    updates = {w_1 : w_1-0.1*gw_1, b_1 : b_1-0.1*gb_1,
               w_2 : w_2-0.1*gw_2, b_2 : b_2-0.1*gb_2})
predict = theano.function(inputs = [x], outputs = prediction)
```

# Theano Programming

```
# Train
for i in range(training_steps):
    pred, err = train(D[0], D[1])

print "Final model:"
print w_1.get_value(), b_1.get_value()
print w_2.get_value(), b_2.get_value()
print "target values for D: ", D[1]
print "predictions on D: ", predict(D[0])
```