

# **Monte Carlo Methods**

Seung-Hoon Na

Chonbuk National University

# Randomized Algorithm

- Las Vegas algorithm
  - Always return precisely the correct answer (or report that they failed)
  - Consume a random amount of resources, usually memory or time
  - E.g.) Randomized quicksort
    - The pivot is chosen randomly
- Monte Carlo algorithm
  - Return answers with a random amount of error
  - The amount of error can typically be reduced by expending more resources
  - Provide an approximate answer

# Why Sampling?

- Provides a flexible way to approximate many sums and integrals at reduced cost
- Provide a significant speedup to a costly but tractable sum, as in the case when we subsample the full training cost with minibatches
- Approximate an intractable sum or integral, such as the gradient of the log partition function of an undirected model.

# Monte Carlo Sampling: Basics

- Monte Carlo sampling can be used, when a sum or an integral cannot be computed exactly,
- *Approximate the expectation by a corresponding average*
  - By viewing a sum or integral as if it was an expectation under some distribution

$$s = \sum_{\mathbf{x}} p(\mathbf{x}) f(\mathbf{x}) = E_p[f(\mathbf{x})]$$

$$s = \int p(\mathbf{x}) f(\mathbf{x}) d\mathbf{x} = E_p[f(\mathbf{x})]$$

# Monte Carlo Sampling: Basics

- Approximate  $s$  by drawing  $n$  samples  $\mathbf{x}^{(1)}, \dots, \mathbf{x}^{(n)}$

$$\hat{s}_n = \frac{1}{n} \sum_{i=1}^n f(\mathbf{x}^{(i)})$$

the estimator  $\hat{s}$  is unbiased

According to *the law of large numbers*,  
when the samples  $\mathbf{x}^{(i)}$  are i.i.d.,

$$\mathbb{E}[\hat{s}_n] = \frac{1}{n} \sum_{i=1}^n \mathbb{E}[f(\mathbf{x}^{(i)})] = \frac{1}{n} \sum_{i=1}^n s = s$$

$$\lim_{n \rightarrow \infty} \hat{s}_n = s$$

The variance  $\text{Var}[\hat{s}_n]$  decreases and converges to 0, so long as  $\text{Var}[f(\mathbf{x}^{(i)})] < \infty$ :

$$\begin{aligned} \text{Var}[\hat{s}_n] &= \frac{1}{n^2} \sum_{i=1}^n \text{Var}[f(\mathbf{x}^{(i)})] \\ &= \frac{\text{Var}[f(\mathbf{x})]}{n} \end{aligned}$$

# Importance Sampling

- Sample from  $q$  and average  $pf/q$

$$p(\boldsymbol{x})f(\boldsymbol{x}) = q(\boldsymbol{x})\frac{p(\boldsymbol{x})f(\boldsymbol{x})}{q(\boldsymbol{x})}$$

- The optimal choice  $q^*$  is obtained by minimizing variance

$$q^*(\boldsymbol{x}) = \frac{p(\boldsymbol{x})|f(\boldsymbol{x})|}{Z}$$

# Importance Sampling

$$q^*(\mathbf{x}) = \frac{p(\mathbf{x})|f(\mathbf{x})|}{Z}$$

$$\hat{s}_p = \frac{1}{n} \sum_{i=1, \mathbf{x}^{(i)} \sim p}^n f(\mathbf{x}^{(i)})$$

$$\hat{s}_q = \frac{1}{n} \sum_{i=1, \mathbf{x}^{(i)} \sim q}^n \frac{p(\mathbf{x}^{(i)})f(\mathbf{x}^{(i)})}{q(\mathbf{x}^{(i)})}$$

$$\mathbb{E}_q[\hat{s}_q] = \mathbb{E}_q[\hat{s}_p] = s$$

$$\text{Var}[\hat{s}_q] = \text{Var}\left[\frac{p(\mathbf{x})f(\mathbf{x})}{q(\mathbf{x})}\right]/n$$

# Biased Importance Sampling

- It does not require normalized  $p$  or  $q$ .

$$\begin{aligned}\hat{s}_{BIS} &= \frac{\sum_{i=1}^n \frac{p(\mathbf{x}^{(i)})}{q(\mathbf{x}^{(i)})} f(\mathbf{x}^{(i)})}{\sum_{i=1}^n \frac{p(\mathbf{x}^{(i)})}{q(\mathbf{x}^{(i)})}} \\ &= \frac{\sum_{i=1}^n \frac{p(\mathbf{x}^{(i)})}{\tilde{q}(\mathbf{x}^{(i)})} f(\mathbf{x}^{(i)})}{\sum_{i=1}^n \frac{p(\mathbf{x}^{(i)})}{\tilde{q}(\mathbf{x}^{(i)})}} \\ &= \frac{\sum_{i=1}^n \frac{\tilde{p}(\mathbf{x}^{(i)})}{\tilde{q}(\mathbf{x}^{(i)})} f(\mathbf{x}^{(i)})}{\sum_{i=1}^n \frac{\tilde{p}(\mathbf{x}^{(i)})}{\tilde{q}(\mathbf{x}^{(i)})}}\end{aligned}$$

- Biased, but asymptotically unbiased



# Markov Chain Monte Carlo Methods

- Use Markov chains to perform Monte Carlo estimates
  - Applicable when the model does not assign zero probability to any state
    - Energy-based model (EBM)
  - Sampling from an EBM
    - Ancestral sampling
      - When graph is directed and acyclic
    - Generally, chicken-and-egg problem on  $P(a, b)$ 
      - Draw  $a$  from  $P(a|b)$  and draw  $b$  from  $P(b|a)$
- ➔ Sampling using a Markov chain

# Markov Chain Monte Carlo

- Markov chain
  - Defined by a random state  $\mathbf{x}$  and a transition distribution  $T(\mathbf{x}' | \mathbf{x})$
  - Running the Markov chain
    - Repeatedly updating the state  $\mathbf{x}$  to a value  $\mathbf{x}'$  sampled from  $T(\mathbf{x}' | \mathbf{x})$
- Running Markov chains in parallel
  - $q^{(0)}$ : initial distribution
  - $q^{(t)}(\mathbf{x}') = \sum_{\mathbf{x}} q^{(t)}(\mathbf{x}) T(\mathbf{x}' | \mathbf{x})$
  - $q^{(t)}(\mathbf{x}) \rightarrow p(\mathbf{x})$

# Markov Chain Monte Carlo

- Countable cases

- $q(x = i) = v_i \rightarrow q$  as  $v$

- $A_{i,j} = T(x' = i | x = j)$ : **Stochastic matrix**

- $v^{(t)} = A v^{(t-1)} \rightarrow v^{(t)} = A^t v^{(0)}$

- Perron-Frobenius theorem

- If there is a non-zero probability of transitioning from any state  $x$  to any other state  $x'$  for some power  $t$ , **the largest eigenvalue is real and equal to 1.**

$$v^{(t)} = (V \text{diag}(\lambda) V^{-1})^t v^{(0)} = V \text{diag}(\lambda)^t V^{-1} v^{(0)}$$

all of the eigenvalues that are not equal to 1 to decay to zero

# Perron-Frobenius theorem

- $[A]$ :  $J \times J$  matrix
- $\pi$  is **left eigenvector** with **eigenvalue**  $\lambda$  if  $\pi \neq 0$  and

$$\pi[A] = \lambda\pi$$

- $\nu$  is **right eigenvector** with **eigenvalue**  $\lambda$  if  $\nu \neq 0$  and

$$[A]\nu = \lambda\nu$$

- Eigenvectors with eigenvalue  $\lambda$  exist if  $[A - \lambda I]$  is singular, *i.e.*

$$\det([A - \lambda I]) = 0$$

# Perron-Frobenius theorem

- $x = (x_1, \dots, x_J)$  is **positive** ( $x > 0$ ) if  $x_j > 0, j = 1, \dots, J$
- $[A] = [A_{ij}]$  is **positive** ( $[A] > 0$ ) if  $A_{ij} > 0, i, j = 1, \dots, J$
- $x = (x_1, \dots, x_J)$  is **non-negative**:  $x \geq 0$
- $[A]$  is **non-negative**:  $[A] \geq 0$
- $x > y$  if  $(x - y) > 0$
- A  $J \times J$  matrix  $[A]$  is **irreducible** if  $[A] \geq 0$  and  $\sum_{n=1}^{J-1} [A]^n > 0$   
(single recurrent class)

# Perron-Frobenius theorem

- **Corollary 6:** Let  $\lambda$  be the largest eigenvalue of a **positive matrix**  $[A] > 0$  and let  $\pi$  ( $\nu$ ) be the positive left (right) eigenvector of  $\lambda$  normalized such that  $\pi\nu = 1$ , then

$$\lim_{n \rightarrow \infty} \frac{[A]^n}{\lambda^n} = \nu\pi$$

- **Theorem 6:** Let  $[P]$  be the transition matrix of an *ergodic* Markov chain. Then  $\lambda = 1$  is the largest real eigenvalue of  $[P]$ , and  $\lambda \geq |\lambda'|$  for every other eigenvalue  $\lambda'$ . Furthermore,

we have  $\lim_{n \rightarrow \infty} \frac{[P]^n}{\lambda^n} = e\pi =$

$$\begin{bmatrix} \pi_1 & \cdots & \pi_J \\ \vdots & & \vdots \\ \pi_1 & \cdots & \pi_J \end{bmatrix}$$

- Theorem 6 can be extended to Markov chains with a single ergodic class and transients.

# Markov Chain Monte Carlo

- $A$  is guaranteed to have only one eigenvector with eigenvalue 1 for ergodic Markov chain
- Perron-Frobenius theorem
  - $\lim_{t \rightarrow \infty} A^t = \boldsymbol{\pi} \mathbf{e}^T$
- Running Markov Chain converges to stationary distribution
  - Equilibrium distribution:  $\boldsymbol{\pi}$
  - $\lim_{t \rightarrow \infty} A^t \boldsymbol{v}^{(0)} = \boldsymbol{\pi} \mathbf{e}^T \boldsymbol{v}^{(0)} = \boldsymbol{\pi}$

# Markov Chain Monte Carlo

- Harris chain: the Markov chain for continuous variables

$$q'(\mathbf{x}') = \mathbb{E}_{\mathbf{x} \sim q} T(\mathbf{x}' | \mathbf{x})$$

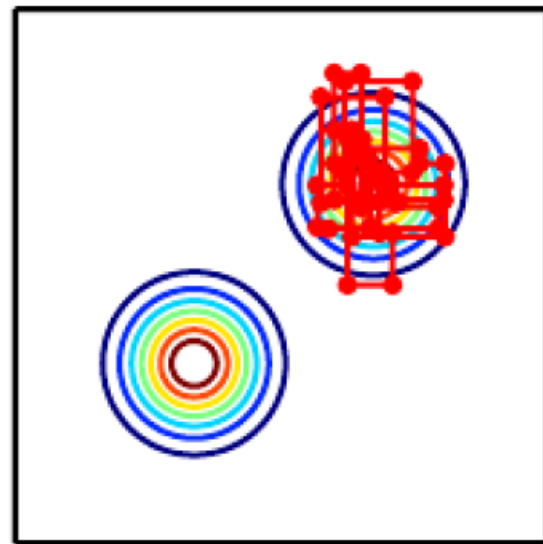
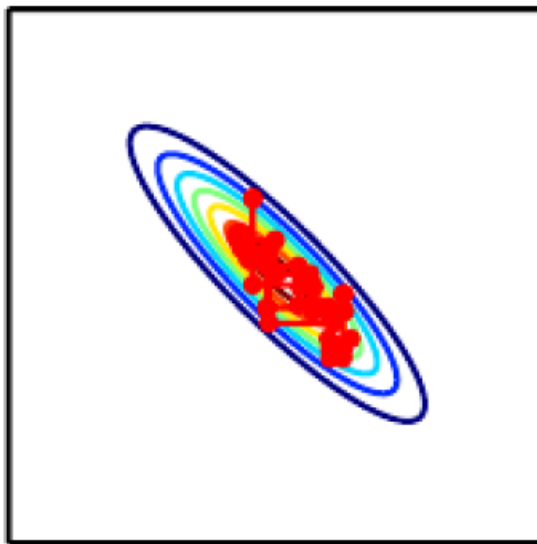
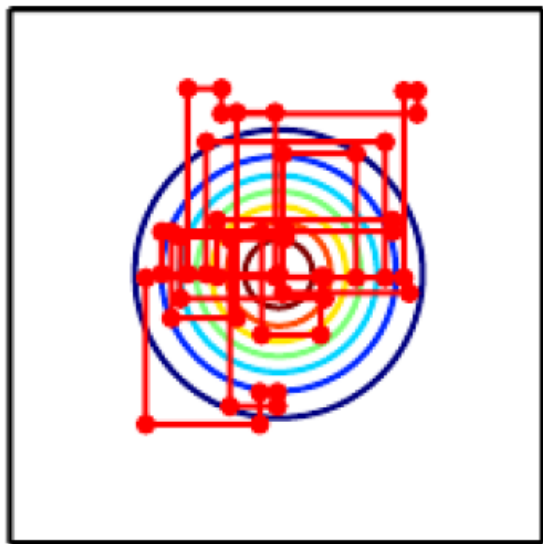
- **Burning** in the Markov chain
  - Running the Markov chain until it reaches its equilibrium distribution
- **Mixing time**
  - The number of steps for running the Markov chain before reaching its equilibrium distribution.




# Gibbs Sampling

- $T(\mathbf{x}' | \mathbf{x})$ : which one is appropriate?
- Gibbs sampling
  - sampling from  $T(\mathbf{x}' | \mathbf{x})$  is accomplished by selecting one variable  $x_i$  and sampling it from  $p_{model}$  conditioned on its neighbors in the undirected graph  $G$  defining the structure of the energy-based model
- Block Gibbs sampling
  - Gibbs sampling approaches that update many variables simultaneously
  - E.g.) visible and hidden variables in RBM

# The Challenge of Mixing between Separated Modes



# The Challenge of Mixing between Separated Modes



An illustration of the slow mixing problem in deep probabilistic models

# Tempering to Mix between Modes

- Augment energy-based with an extra parameter  $\beta$

$$p_{\beta}(\mathbf{x}) \propto \exp(-\beta E(\mathbf{x}))$$

the reciprocal of the *temperature*

- *Tempering*: a general strategy of mixing between modes of  $p_1$  rapidly by drawing samples with  $\beta < 1$ .