

Deep Belief Networks

Seung-Hoon Na

Chonbuk National University

Boltzmann Machines

- Energy-based model define over a d -dimensional binary random vector $\mathbf{x} \in \{0,1\}^d$

$$P(\mathbf{x}) = \frac{\exp(-E(\mathbf{x}))}{Z}$$

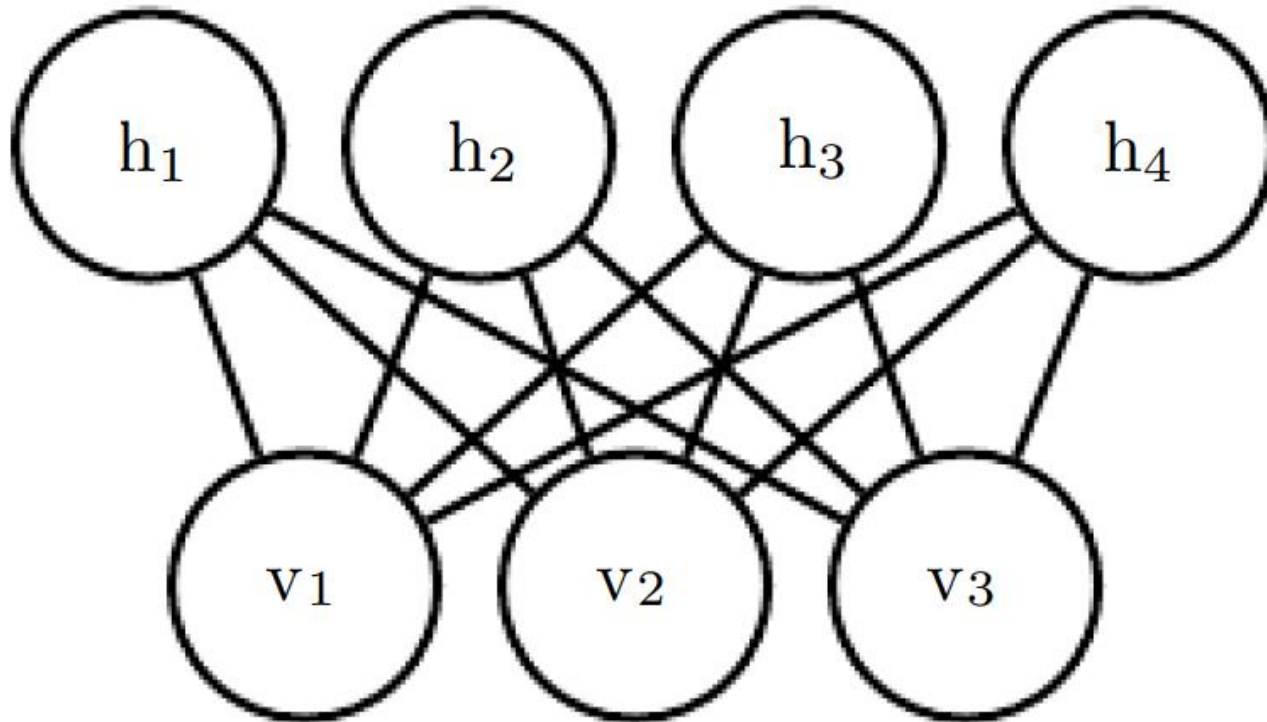
$$E(\mathbf{x}) = -\mathbf{x}^\top \mathbf{U} \mathbf{x} - \mathbf{b}^\top \mathbf{x}$$

Boltzmann Machines with latent variables

- *Latent variables* can model higher-order interactions among the visible units.
- Boltzmann machine becomes a universal approximator of probability mass functions over discrete variables (Le Roux and Bengio, 2008)
- Decompose \mathbf{x} into the visible units \mathbf{v} and the latent (or hidden) units \mathbf{h} .

$$E(\mathbf{v}, \mathbf{h}) = -\mathbf{v}^\top \mathbf{R} \mathbf{v} - \mathbf{v}^\top \mathbf{W} \mathbf{h} - \mathbf{h}^\top \mathbf{S} \mathbf{h} - \mathbf{b}^\top \mathbf{v} - \mathbf{c}^\top \mathbf{h}$$

Boltzmann Machines



$$E(v, h) = -v^{\top} R v - v^{\top} W h - h^{\top} S h - b^{\top} v - c^{\top} h$$

Boltzmann Machine Learning

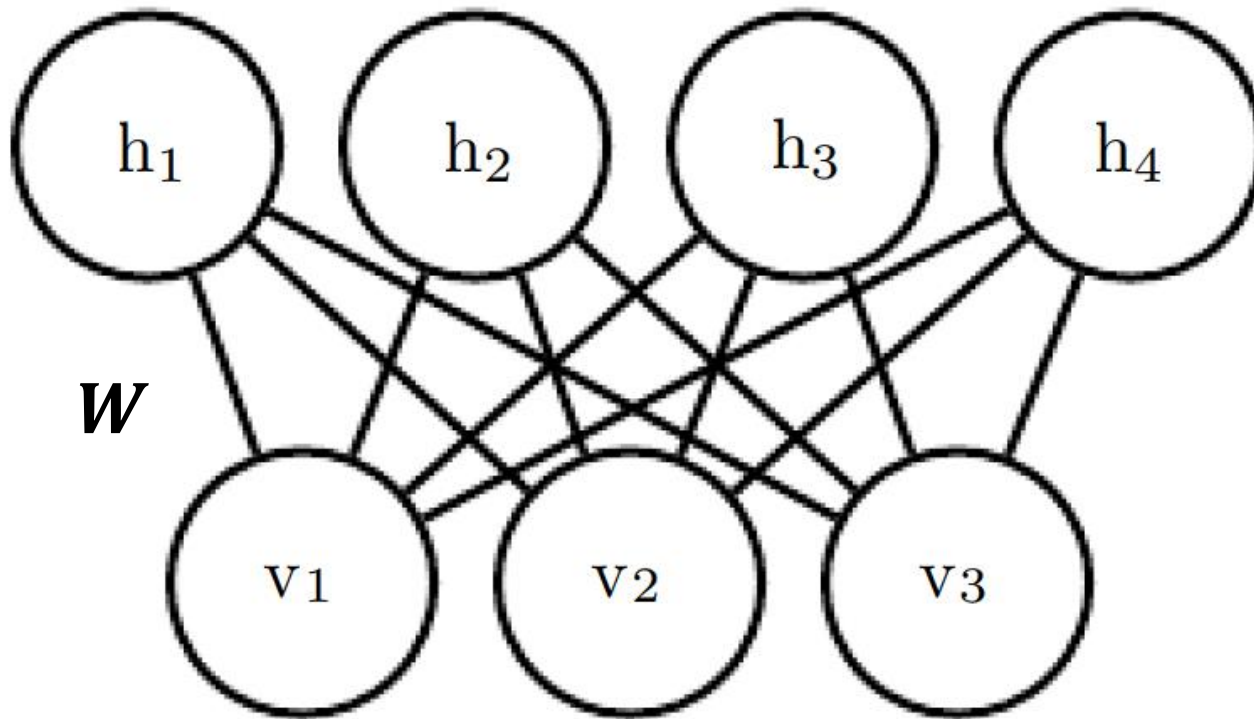
- Based on maximum likelihood
 - BM has an intractable partition function
 - Must be approximated using the techniques
 - the update for a particular weight connecting two units depends only the statistics of those two units:
$$P_{\text{model}}(\mathbf{v}) \text{ and } \hat{P}_{\text{data}}(\mathbf{v}) P_{\text{model}}(\mathbf{h} \mid \mathbf{v})$$
 - the learning rule is “local,”
 - Boltzmann machine learning somewhat biologically plausible.
 - if each neuron were a random variable in a Boltzmann machine, then the axons and dendrites connecting two random variables could learn only by observing the firing pattern of the cells that they actually physically touch.

Boltzmann Machine Learning

- The positive phase of Boltzmann machine learning gives an example of a Hebbian learning rule
 - Two units that frequently activate together have their connection strengthened
 - a Hebbian learning rule: fire together, wire together
 - among the oldest hypothesized explanations for learning in biological systems and remain relevant today
- But, the negative phase of Boltzmann machine learning
 - Somewhat harder to explain from a biological point of view
 - **Dream sleep** may be a form of negative phase sampling.

Restricted Boltzmann Machine

- No connections are permitted between visible units and hidden units → Bipartite graph



$$E(\mathbf{v}, \mathbf{h}) = -\mathbf{v}^T \mathbf{W} \mathbf{h} - \mathbf{b}^T \mathbf{v} - \mathbf{c}^T \mathbf{h}$$

Restricted Boltzmann Machine

- Energy-based model

$$P(\mathbf{v} = \mathbf{v}, \mathbf{h} = \mathbf{h}) = \frac{1}{Z} \exp(-E(\mathbf{v}, \mathbf{h}))$$

$$E(\mathbf{v}, \mathbf{h}) = -\mathbf{b}^\top \mathbf{v} - \mathbf{c}^\top \mathbf{h} - \mathbf{v}^\top \mathbf{W} \mathbf{h}$$

$$Z = \sum_{\mathbf{v}} \sum_{\mathbf{h}} \exp \{-E(\mathbf{v}, \mathbf{h})\}$$

Restricted Boltzmann Machine: Conditional Distributions

- The conditional distributions $P(\mathbf{h} \mid \mathbf{v})$ and $P(\mathbf{v} \mid \mathbf{h})$ are factorial and relatively simple to compute and to sample from

$$\begin{aligned} P(\mathbf{h} \mid \mathbf{v}) &= \frac{P(\mathbf{h}, \mathbf{v})}{P(\mathbf{v})} \\ &= \frac{1}{P(\mathbf{v})} \frac{1}{Z} \exp \left\{ \mathbf{b}^\top \mathbf{v} + \mathbf{c}^\top \mathbf{h} + \mathbf{v}^\top \mathbf{W} \mathbf{h} \right\} \\ &= \frac{1}{Z'} \exp \left\{ \mathbf{c}^\top \mathbf{h} + \mathbf{v}^\top \mathbf{W} \mathbf{h} \right\} \\ &= \frac{1}{Z'} \exp \left\{ \sum_{j=1}^{n_h} c_j h_j + \sum_{j=1}^{n_h} \mathbf{v}^\top \mathbf{W}_{:,j} h_j \right\} \\ &= \frac{1}{Z'} \prod_{j=1}^{n_h} \exp \left\{ c_j h_j + \mathbf{v}^\top \mathbf{W}_{:,j} h_j \right\} \end{aligned}$$

Restricted Boltzmann Machine: Conditional Distributions

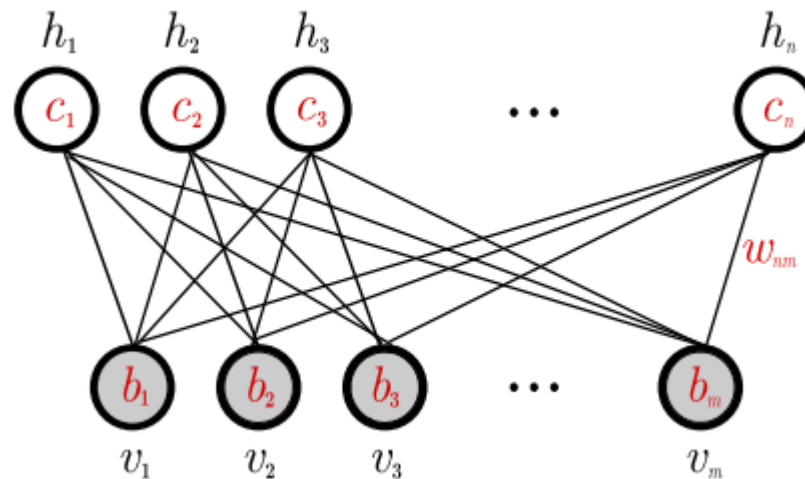
$$\begin{aligned}P(h_j = 1 \mid \mathbf{v}) &= \frac{\tilde{P}(h_j = 1 \mid \mathbf{v})}{\tilde{P}(h_j = 0 \mid \mathbf{v}) + \tilde{P}(h_j = 1 \mid \mathbf{v})} \\&= \frac{\exp\{c_j + \mathbf{v}^\top \mathbf{W}_{:,j}\}}{\exp\{0\} + \exp\{c_j + \mathbf{v}^\top \mathbf{W}_{:,j}\}} \\&= \sigma(c_j + \mathbf{v}^\top \mathbf{W}_{:,j}).\end{aligned}$$

$$P(\mathbf{h} \mid \mathbf{v}) = \prod_{j=1}^{n_h} \sigma\left((2\mathbf{h} - 1) \odot (\mathbf{c} + \mathbf{W}^\top \mathbf{v})\right)_j$$

$$P(\mathbf{v} \mid \mathbf{h}) = \prod_{i=1}^{n_v} \sigma\left((2\mathbf{v} - 1) \odot (\mathbf{b} + \mathbf{W}\mathbf{h})\right)_i$$

Restricted Boltzmann Machine

$$E(\mathbf{v}, \mathbf{h}) = - \sum_{i=1}^n \sum_{j=1}^m w_{ij} h_i v_j - \sum_{j=1}^m b_j v_j - \sum_{i=1}^n c_i h_i$$



Restricted Boltzmann Machine

$$p(\mathbf{h} | \mathbf{v}) = \prod_{i=1}^n p(h_i | \mathbf{v}) \text{ and } p(\mathbf{v} | \mathbf{h}) = \prod_{i=1}^m p(v_i | \mathbf{h})$$

$$\begin{aligned} p(\mathbf{v}) &= \frac{1}{Z} \sum_{\mathbf{h}} p(\mathbf{v}, \mathbf{h}) = \frac{1}{Z} \sum_{\mathbf{h}} e^{-E(\mathbf{v}, \mathbf{h})} \\ &= \frac{1}{Z} \sum_{h_1} \sum_{h_2} \cdots \sum_{h_n} e^{\sum_{j=1}^m b_j v_j} \prod_{i=1}^n e^{h_i \left(c_i + \sum_{j=1}^m w_{ij} v_j \right)} \\ &= \frac{1}{Z} e^{\sum_{j=1}^m b_j v_j} \sum_{h_1} e^{h_1 \left(c_1 + \sum_{j=1}^m w_{1j} v_j \right)} \sum_{h_2} e^{h_2 \left(c_2 + \sum_{j=1}^m w_{2j} v_j \right)} \cdots \sum_{h_n} e^{h_n \left(c_n + \sum_{j=1}^m w_{nj} v_j \right)} \\ &= \frac{1}{Z} e^{\sum_{j=1}^m b_j v_j} \prod_{i=1}^n \sum_{h_i} e^{h_i \left(c_i + \sum_{j=1}^m w_{ij} v_j \right)} \\ &= \frac{1}{Z} \prod_{j=1}^m e^{b_j v_j} \prod_{i=1}^n \left(1 + e^{c_i + \sum_{j=1}^m w_{ij} v_j} \right) \end{aligned}$$

Restricted Boltzmann Machine

$$p(H_i = 1 | \mathbf{v}) = \sigma\left(\sum_{j=1}^m w_{ij}v_j + c_i\right) \quad p(V_j = 1 | \mathbf{h}) = \sigma\left(\sum_{i=1}^n w_{ij}h_i + b_j\right)$$

$$\alpha_l(\mathbf{h}) := -\sum_{i=1}^n w_{il}h_i - b_l \quad \beta(\mathbf{v}_{-l}, \mathbf{h}) := -\sum_{i=1}^n \sum_{j=1, j \neq l}^m w_{ij}h_i v_j - \sum_{j=1, j \neq l}^m b_j v_j - \sum_{i=1}^n c_i h_i$$

$$\begin{aligned} p(V_l = 1 | \mathbf{h}) &= p(V_l = 1 | \mathbf{v}_{-l}, \mathbf{h}) = \frac{p(V_l = 1, \mathbf{v}_{-l}, \mathbf{h})}{p(\mathbf{v}_{-l}, \mathbf{h})} \\ &= \frac{e^{-E(v_l=1, \mathbf{v}_{-l}, \mathbf{h})}}{e^{-E(v_l=1, \mathbf{v}_{-l}, \mathbf{h})} + e^{-E(v_l=0, \mathbf{v}_{-l}, \mathbf{h})}} = \frac{e^{-\beta(\mathbf{v}_{-l}, \mathbf{h}) - 1 \cdot \alpha_l(\mathbf{h})}}{e^{-\beta(\mathbf{v}_{-l}, \mathbf{h}) - 1 \cdot \alpha_l(\mathbf{h})} + e^{-\beta(\mathbf{v}_{-l}, \mathbf{h}) - 0 \cdot \alpha_l(\mathbf{h})}} \\ &= \frac{e^{-\beta(\mathbf{v}_{-l}, \mathbf{h})} \cdot e^{-\alpha_l(\mathbf{h})}}{e^{-\beta(\mathbf{v}_{-l}, \mathbf{h})} \cdot e^{-\alpha_l(\mathbf{h})} + e^{-\beta(\mathbf{v}_{-l}, \mathbf{h})}} = \frac{e^{-\beta(\mathbf{v}_{-l}, \mathbf{h})} \cdot e^{-\alpha_l(\mathbf{h})}}{e^{-\beta(\mathbf{v}_{-l}, \mathbf{h})} \cdot (e^{-\alpha_l(\mathbf{v}_{-l}, \mathbf{h})} + 1)} \\ &= \frac{e^{-\alpha_l(\mathbf{v}_{-l}, \mathbf{h})}}{e^{-\alpha_l(\mathbf{v}_{-l}, \mathbf{h})} + 1} = \frac{\frac{1}{e^{\alpha_l(\mathbf{h})}}}{\frac{1}{e^{\alpha_l(\mathbf{h})}} + 1} = \frac{1}{1 + e^{\alpha_l(\mathbf{v}_{-l}, \mathbf{h})}} \\ &= \sigma(-\alpha_l(\mathbf{h})) = \sigma\left(\sum_{i=1}^n w_{il}h_i + b_j\right) \end{aligned}$$

MRF: Log-Likelihood Gradient with Latent Variable

$$\log p(\mathbf{v}) = \mathbb{E}_{\mathbf{h} \sim p(\mathbf{h}|\mathbf{v})} [\log p(\mathbf{h}, \mathbf{v}) - \log p(\mathbf{h} | \mathbf{v})]$$

$$\ln \mathcal{L}(\boldsymbol{\theta} | \mathbf{v}) = \ln p(\mathbf{v} | \boldsymbol{\theta}) = \ln \frac{1}{Z} \sum_{\mathbf{h}} e^{-E(\mathbf{v}, \mathbf{h})} = \ln \sum_{\mathbf{h}} e^{-E(\mathbf{v}, \mathbf{h})} - \ln \sum_{\mathbf{v}, \mathbf{h}} e^{-E(\mathbf{v}, \mathbf{h})}$$

$$\begin{aligned} \frac{\partial \ln \mathcal{L}(\boldsymbol{\theta} | \mathbf{v})}{\partial \boldsymbol{\theta}} &= \frac{\partial}{\partial \boldsymbol{\theta}} \left(\ln \sum_{\mathbf{h}} e^{-E(\mathbf{v}, \mathbf{h})} \right) - \frac{\partial}{\partial \boldsymbol{\theta}} \left(\ln \sum_{\mathbf{v}, \mathbf{h}} e^{-E(\mathbf{v}, \mathbf{h})} \right) \\ &= -\frac{1}{\sum_{\mathbf{h}} e^{-E(\mathbf{v}, \mathbf{h})}} \sum_{\mathbf{h}} e^{-E(\mathbf{v}, \mathbf{h})} \frac{\partial E(\mathbf{v}, \mathbf{h})}{\partial \boldsymbol{\theta}} + \frac{1}{\sum_{\mathbf{v}, \mathbf{h}} e^{-E(\mathbf{v}, \mathbf{h})}} \sum_{\mathbf{v}, \mathbf{h}} e^{-E(\mathbf{v}, \mathbf{h})} \frac{\partial E(\mathbf{v}, \mathbf{h})}{\partial \boldsymbol{\theta}} \end{aligned}$$

$$= -\sum_{\mathbf{h}} p(\mathbf{h} | \mathbf{v}) \frac{\partial E(\mathbf{v}, \mathbf{h})}{\partial \boldsymbol{\theta}} + \sum_{\mathbf{v}, \mathbf{h}} p(\mathbf{v}, \mathbf{h}) \frac{\partial E(\mathbf{v}, \mathbf{h})}{\partial \boldsymbol{\theta}}$$

$$p(\mathbf{h} | \mathbf{v}) = \frac{p(\mathbf{v}, \mathbf{h})}{p(\mathbf{v})} = \frac{\frac{1}{Z} e^{-E(\mathbf{v}, \mathbf{h})}}{\frac{1}{Z} \sum_{\mathbf{h}} e^{-E(\mathbf{v}, \mathbf{h})}} = \frac{e^{-E(\mathbf{v}, \mathbf{h})}}{\sum_{\mathbf{h}} e^{-E(\mathbf{v}, \mathbf{h})}}$$

RBM: Log-Likelihood Gradient

$$\begin{aligned}
 \sum_{\mathbf{h}} p(\mathbf{h} | \mathbf{v}) \frac{\partial E(\mathbf{v}, \mathbf{h})}{\partial w_{ij}} &= \sum_{\mathbf{h}} p(\mathbf{h} | \mathbf{v}) h_i v_j \quad \longleftarrow \quad \frac{\partial}{\partial W_{i,j}} E(\mathbf{v}, \mathbf{h}) = -v_i h_j \\
 &= \sum_{\mathbf{h}} \prod_{k=1}^n p(h_k | \mathbf{v}) h_i v_j = \sum_{h_i} \sum_{\mathbf{h}_{-i}} p(h_i | \mathbf{v}) p(\mathbf{h}_{-i} | \mathbf{v}) h_i v_j \\
 &= \sum_{h_i} p(h_i | \mathbf{v}) h_i v_j \underbrace{\sum_{\mathbf{h}_{-i}} p(\mathbf{h}_{-i} | \mathbf{v})}_{=1} = p(H_i = 1 | \mathbf{v}) v_j = \sigma \left(\sum_{j=1}^m w_{ij} v_j + c_i \right) v_j
 \end{aligned}$$

$$\frac{\partial \ln \mathcal{L}(\boldsymbol{\theta} | \mathbf{v})}{\partial w_{ij}} = - \sum_{\mathbf{h}} p(\mathbf{h} | \mathbf{v}) \frac{\partial E(\mathbf{v}, \mathbf{h})}{\partial w_{ij}} + \sum_{\mathbf{v}, \mathbf{h}} p(\mathbf{v}, \mathbf{h}) \frac{\partial E(\mathbf{v}, \mathbf{h})}{\partial w_{ij}}$$

$$= \sum_{\mathbf{h}} p(\mathbf{h} | \mathbf{v}) h_i v_j - \sum_{\mathbf{v}} p(\mathbf{v}) \sum_{\mathbf{h}} p(\mathbf{h} | \mathbf{v}) h_i v_j$$

$$= p(H_i = 1 | \mathbf{v}) v_j - \sum_{\mathbf{v}} p(\mathbf{v}) p(H_i = 1 | \mathbf{v}) v_j$$

RBM: Log-Likelihood Gradient

- The mean of the derivative over a training set $S = \{\mathbf{v}_1, \dots, \mathbf{v}_l\}$

$$\begin{aligned}\frac{1}{\ell} \sum_{\mathbf{v} \in S} \frac{\partial \ln \mathcal{L}(\boldsymbol{\theta} | \mathbf{v})}{\partial w_{ij}} &= \frac{1}{\ell} \sum_{\mathbf{v} \in S} \left[-\mathbb{E}_{p(\mathbf{h} | \mathbf{v})} \left[\frac{\partial E(\mathbf{v}, \mathbf{h})}{\partial w_{ij}} \right] + \mathbb{E}_{p(\mathbf{h}, \mathbf{v})} \left[\frac{\partial E(\mathbf{v}, \mathbf{h})}{\partial w_{ij}} \right] \right] \\ &= \frac{1}{\ell} \sum_{\mathbf{v} \in S} \left[\mathbb{E}_{p(\mathbf{h} | \mathbf{v})} [v_i h_j] - \mathbb{E}_{p(\mathbf{h}, \mathbf{v})} [v_i h_j] \right] \\ &= \langle v_i h_j \rangle_{p(\mathbf{h} | \mathbf{v}) q(\mathbf{v})} - \langle v_i h_j \rangle_{p(\mathbf{h}, \mathbf{v})}\end{aligned}$$

$$\sum_{\mathbf{v} \in S} \frac{\partial \ln \mathcal{L}(\boldsymbol{\theta} | \mathbf{v})}{\partial w_{ij}} \propto \langle v_i h_j \rangle_{\text{data}} - \langle v_i h_j \rangle_{\text{model}}$$

RBM: Log-Likelihood Gradient

$$\frac{\partial \ln \mathcal{L}(\boldsymbol{\theta} | \boldsymbol{v})}{\partial b_j} = v_j - \sum_{\boldsymbol{v}} p(\boldsymbol{v}) v_j$$

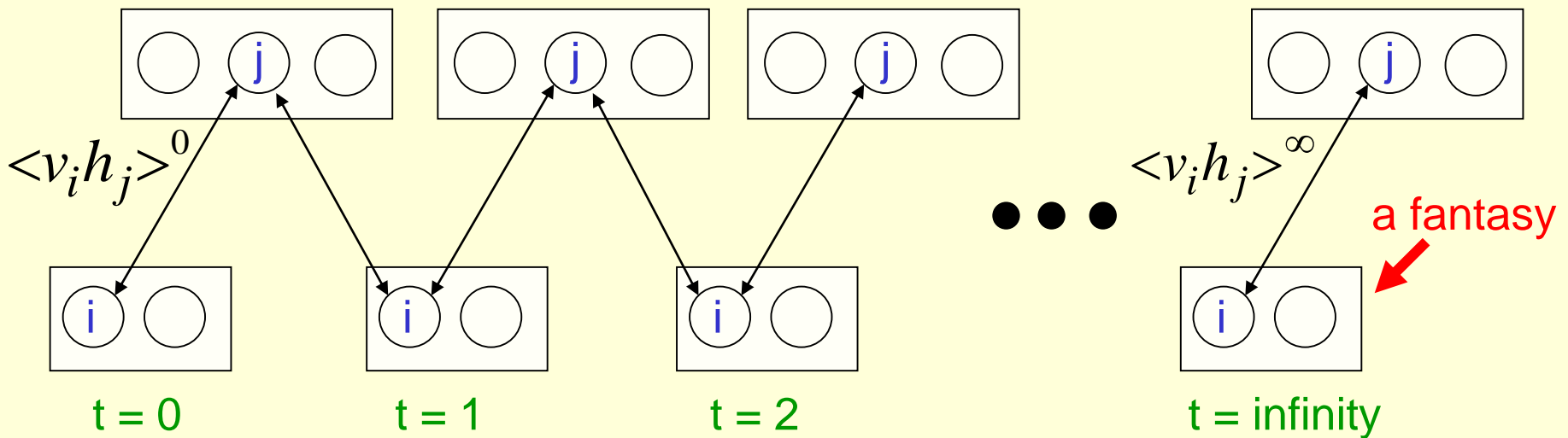
$$\frac{\partial \ln \mathcal{L}(\boldsymbol{\theta} | \boldsymbol{v})}{\partial c_i} = p(H_i = 1 | \boldsymbol{v}) - \sum_{\boldsymbol{v}} p(\boldsymbol{v}) p(H_i = 1 | \boldsymbol{v})$$

Training RBM

- Contrastive Divergence
- Persistent Contrastive Divergence
- Parallel Tempering

RBM gives efficient evaluation and differentiation of $\tilde{P}(\mathbf{v})$ and efficient MCMC sampling in the form of block Gibbs sampling

A picture of the maximum likelihood learning algorithm for an RBM

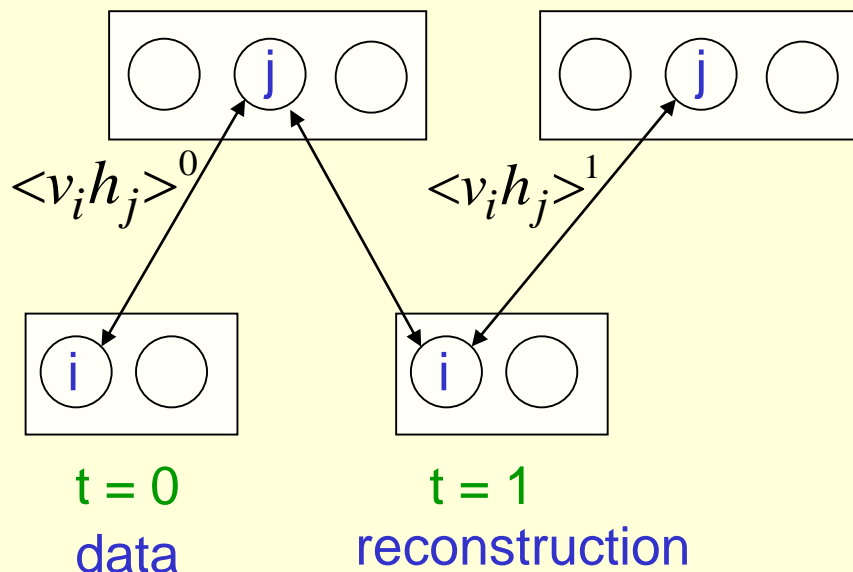


Start with a training vector on the visible units.

Then alternate between updating all the hidden units in parallel and updating all the visible units in parallel.

$$\frac{\partial \log p(v)}{\partial w_{ij}} = \langle v_i h_j \rangle^0 - \langle v_i h_j \rangle^\infty$$

A quick way to learn an RBM



Start with a training vector on the visible units.

Update all the hidden units in parallel

Update the all the visible units in parallel to get a “reconstruction”.

Update the hidden units again.

$$\Delta w_{ij} = \varepsilon (\langle v_i h_j \rangle^0 - \langle v_i h_j \rangle^1)$$

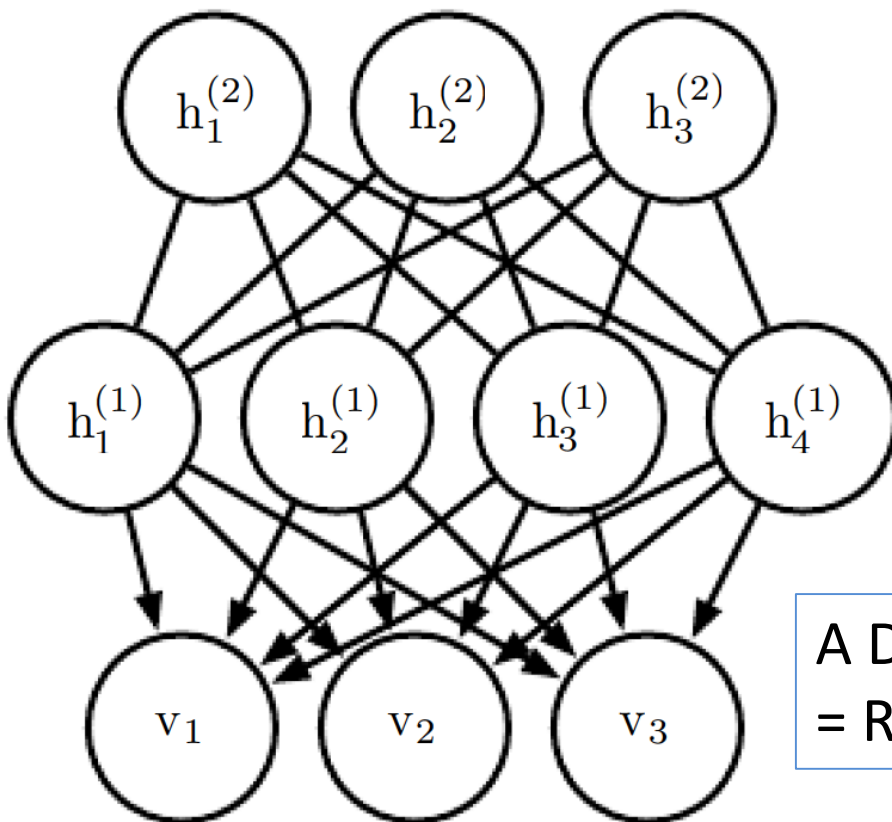
This is not following the gradient of the log likelihood. But it works well. It is approximately following the gradient of another objective function (Carreira-Perpinan & Hinton, 2005).

Restricted Boltzmann Machine: Summary

- Conditional probs.
 - $P(\mathbf{h}|\mathbf{v}) = \prod_{j=1} \sigma((2\mathbf{h} - 1) \odot (\mathbf{c} + \mathbf{W}^T \mathbf{v}))_j$
 - $P(\mathbf{v}|\mathbf{h}) = \prod_{j=1} \sigma((2\mathbf{v} - 1) \odot (\mathbf{b} + \mathbf{W}\mathbf{h}))_j$
 - Easy to sample from.
- Training RBM
 - $-\frac{\partial \log p(\mathbf{v})}{\partial w_{ij}} = \langle v_i h_j \rangle_{data} - \langle v_i h_j \rangle_{model}$
 - $\Delta w_{ij} = \eta (\langle v_i h_j \rangle_{data} - \langle v_i h_j \rangle_{model})$
 - Based on sampling: MCMC, CD, PSD

Deep Belief Networks (DBN)

- Generative models with several layers of latent variables
- No intra-layer connections
 - The connections between the top two layers are undirected
 - The connections between all other layers are directed



a hybrid graphical model involving both directed and undirected connections

A DBN with only one hidden layer = RBM

Training DBN

- The first layer RBM is trained to approximately maximize $\mathbb{E}_{\mathbf{v} \sim p_{\text{data}}} \log p(\mathbf{v})$
 - Contrastive divergence or stochastic maximum likelihood
- The second RBM is trained to approximately maximize

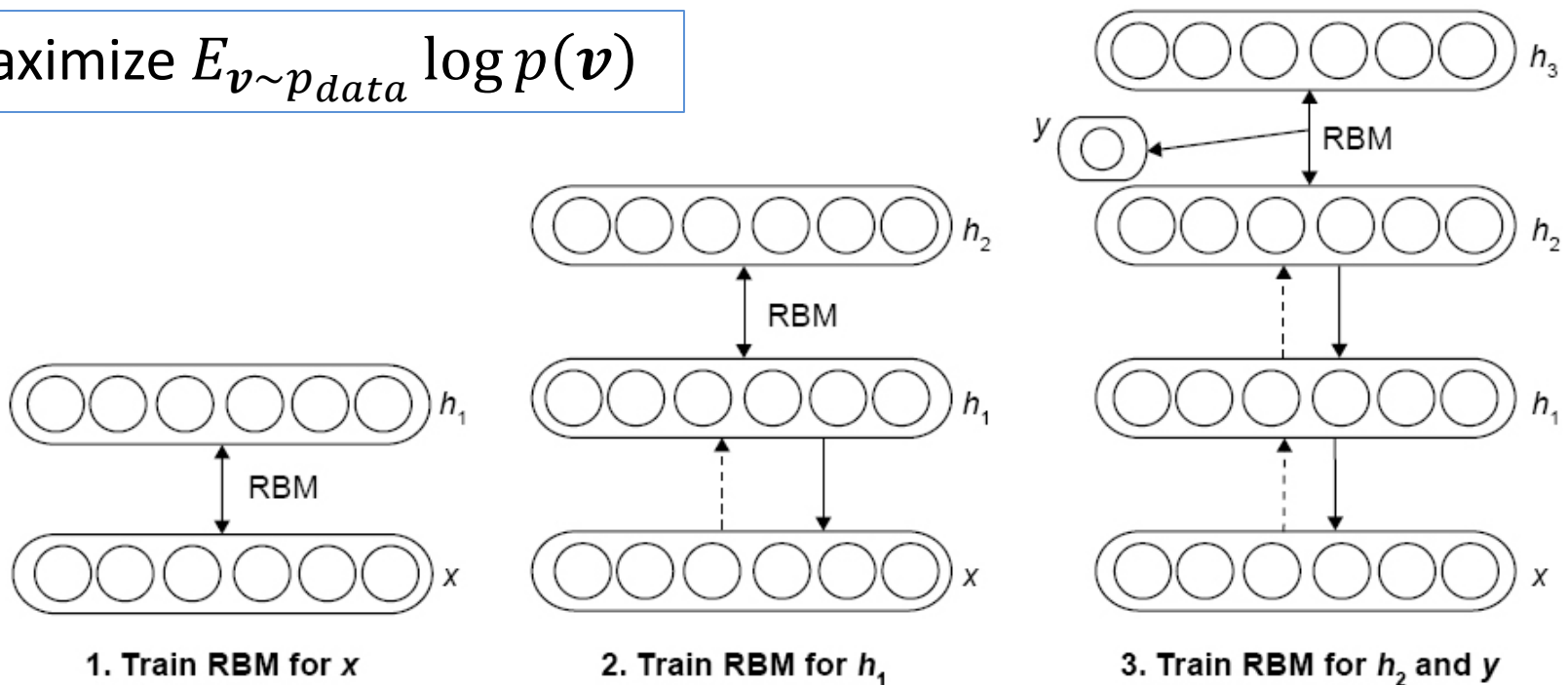
$$\mathbb{E}_{\mathbf{v} \sim p_{\text{data}}} \mathbb{E}_{\mathbf{h}^{(1)} \sim p^{(1)}(\mathbf{h}^{(1)} | \mathbf{v})} \log p^{(2)}(\mathbf{h}^{(1)})$$

DBN: Representation Learning

Greedy layer-wise unsupervised pretraining [Hinton '06]

- Proceeds one layer at a time, training the k-th layer while keeping the previous ones fixed
- The lower layers are not adapted when the upper

$$\text{Maximize } E_{v \sim p_{data}} \log p(v)$$



Approximately
maximize

$$\mathbb{E}_{v \sim p_{data}} \mathbb{E}_{h^{(1)} \sim p^{(1)}(h^{(1)}|v)} \log p^{(2)}(h^{(1)})$$