

Exact Inference: Clique Trees

Sargur Srihari
srihari@cedar.buffalo.edu

Topics

1. Overview
2. Variable Elimination and Clique Trees
3. Message Passing: Sum-Product
 - VE in a Clique Tree
 - Clique-Tree Calibration
 - Sum-product Belief Propagation Algorithm
4. Message Passing: Belief Update
5. Constructing a Clique Tree

Overview

- Two methods of inference using factors Φ over variables χ

1. Variable elimination (VE) algorithm

- uses factor representation and local operations instead of generating entire distribution (See next slide)

2. Clique Trees: alternative implementation of same insight

- Use a more global data structure for scheduling operations

Sum-product VE

$$P(J) = \sum_L \sum_S \sum_G \sum_H \sum_I \sum_D \sum_C P(C, D, I, G, S, L, J, H)$$

$$P(C, D, I, G, S, L, J, H) = P(C)P(D|C)P(I)P(G|I, D)P(S|I)P(L|G)P(J|L)P(H|G, J) = \\ \phi_C(C) \phi_D(D, C) \phi_I(I) \phi_G(G, I, D) \phi_S(S, I) \phi_L(L, G) \phi_J(J, L, S) \phi_H(H, G, J)$$

Elimination ordering C, D, I, H, G, S, L

1. Eliminating C : $\psi_1(C, D) = \phi_C(C)\phi_D(D, C) \quad \tau_1(D) = \sum_C \psi_1(C, D)$ Each step involves factor product and factor marginalization

Compute the factors

2. Eliminating D : $\psi_2(G, I, D) = \phi_G(G, I, D)\tau_1(D) \quad \tau_2(G, I) = \sum_D \psi_2(G, I, D)$

Note we already eliminated one factor with D , but introduced τ_1 involving D

3. Eliminating I : $\psi_3(G, I, S) = \phi_I(I)\phi_S(S, I)\tau_2(G, I) \quad \tau_3(G, S) = \sum_I \psi_3(G, I, S)$

4. Eliminating H : $\psi_4(G, J, H) = \phi_H(H, G, J) \quad \tau_4(G, J) = \sum_H \psi_4(G, J, H)$
Note $\tau_4(G, J) = 1$

5. Eliminating G : $\psi_5(G, J, L, S) = \tau_4(G, J)\tau_3(G, S)\phi_L(L, G) \quad \tau_5(J, L, S) = \sum_G \psi_5(G, J, L, S)$

6. Eliminating S : $\psi_6(J, L, S) = \tau_5(J, L, S) \cdot \phi_J(J, L, S) \quad \tau_6(J, L) = \sum_S \psi_6(J, L, S)$

7. Eliminating L : $\psi_7(J, L) = \tau_6(J, L) \quad \tau_7(J) = \sum_L \psi_7(J, L)$

Unnormalized Measure with Factors

1. We deal with unnormalized measure here

$$\tilde{P}_{\Phi}(\chi) = \prod_{\phi_i \in \Phi} \phi_i(\mathbf{X}_i)$$

2. For a BN

1. without evidence

- factors are CPDs and $\tilde{P}_{\Phi}(\chi)$ is a normalized distribution

2. with evidence $E=e$,

1. factors are CPDs restricted to e and $\tilde{P}_B(\chi) = P_B(\chi, e)$

3. For a Gibbs distribution,

1. factors are potentials

2. $\tilde{P}_{\Phi}(\chi)$ is the unnormalized Gibbs measure

Marginalize with Unnormalized

Unnormalized Conditional Measure
equivalent to Normalized Conditional
Probability

$$\begin{aligned}\tilde{P}_{\Phi}(X|Y) &= P_{\Phi}(X|Y) \quad \text{since} \\ \tilde{P}_{\Phi}(\mathbf{X}|\mathbf{Y}) &= \frac{\tilde{P}_{\Phi}(\mathbf{X}, \mathbf{Y})}{\tilde{P}_{\Phi}(\mathbf{Y})} = \frac{\prod_{\phi_i \in \Phi} \phi_i(D_i)}{\sum_X \prod_{\phi_i \in \Phi} \phi_i(D_i)} \\ P_{\phi}(\mathbf{X}|\mathbf{Y}) &= \frac{P_{\Phi}(X, Y)}{P_{\Phi}(Y)} = \frac{\frac{1}{Z} \prod_{\phi_i \in \Phi} \phi_i(D_i)}{\frac{1}{Z} \sum_X \prod_{\phi_i \in \Phi} \phi_i(D_i)}\end{aligned}$$

Factor Product

- Let X , Y and Z be three disjoint sets of variables and let $\Phi_1(X,Y)$ and $\Phi_2(Y,Z)$ be two factors.
- The factor product is the mapping $Val(X,Y,Z) \rightarrow R$ as follows

$$\psi(X,Y,Z) = \Phi_1(X,Y) \Phi_2(Y,Z)$$

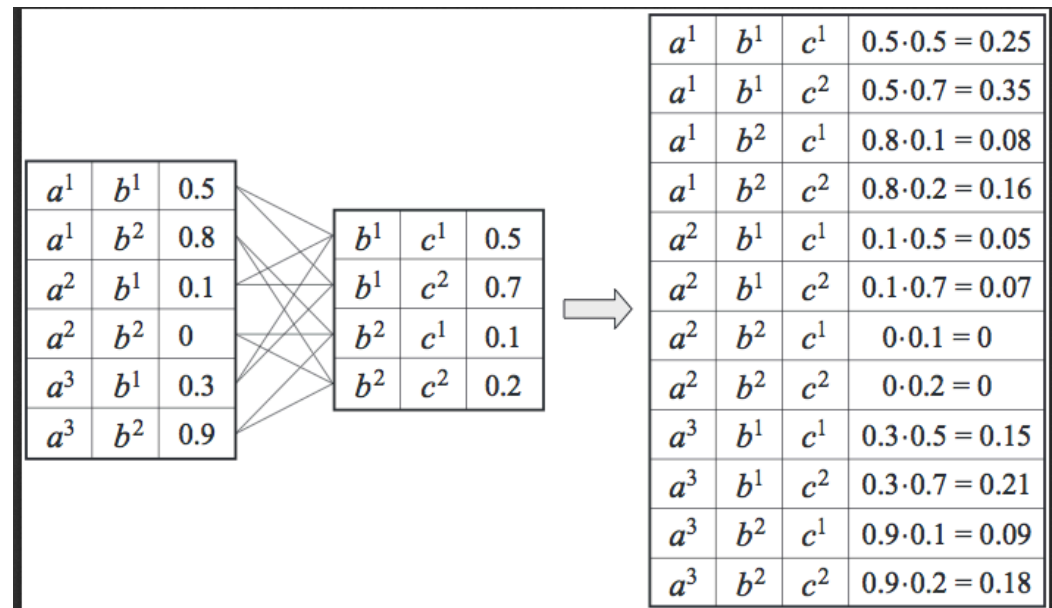
- An example:

$\Phi_1: 3 \times 2 = 6$ entries

$\Phi_2: 2 \times 2 = 4$ entries

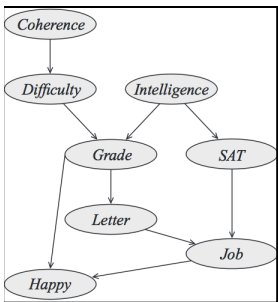
$\psi = \Phi_1 \times \Phi_2$ has

$3 \times 2 \times 2 = 12$ entries



VE and Factor Creation

- In variable elimination
 - each step creates a factor ψ_i by multiplying existing factors
 - A variable is then eliminated to create a factor τ_i which is then used to create another factor



$$\begin{aligned}
 P(C,D,I,G,S,L,J,H) = & \\
 P(C)P(D|C)P(I)P(G|I,D)P(S|I)P(L|G)P(J|L)P(H|G,J) = & \\
 \Phi_C(C) \Phi_D(D,C) \Phi_I(I) \Phi_G(G,I,D) \Phi_S(S,I) \Phi_L(L,G) \Phi_J(J,L,S) \Phi_H(H,G,J)
 \end{aligned}$$

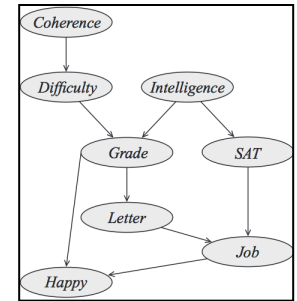
$$\begin{aligned}
 \psi_1(C,D) &= \phi_C(C)\phi_D(D,C) \\
 \tau_1(D) &= \sum_C \psi_1(C,D)
 \end{aligned}$$

Step	Variable eliminated	Factors used	Variables involved	New factor
1	C	$\phi_C(C), \phi_D(D,C)$	C, D	$\tau_1(D)$
2	D	$\phi_G(G,I,D), \tau_1(D)$	G, I, D	$\tau_2(G,I)$
3	I	$\phi_I(I), \phi_S(S,I), \tau_2(G,I)$	G, S, I	$\tau_3(G,S)$
4	H	$\phi_H(H,G,J)$	H, G, J	$\tau_4(G,J)$
5	G	$\tau_4(G,J), \tau_3(G,S), \phi_L(L,G)$	G, J, L, S	$\tau_5(J,L,S)$
6	S	$\tau_5(J,L,S), \phi_J(J,L,S)$	J, L, S	$\tau_6(J,L)$
7	L	$\tau_6(J,L)$	J, L	$\tau_7(J)$

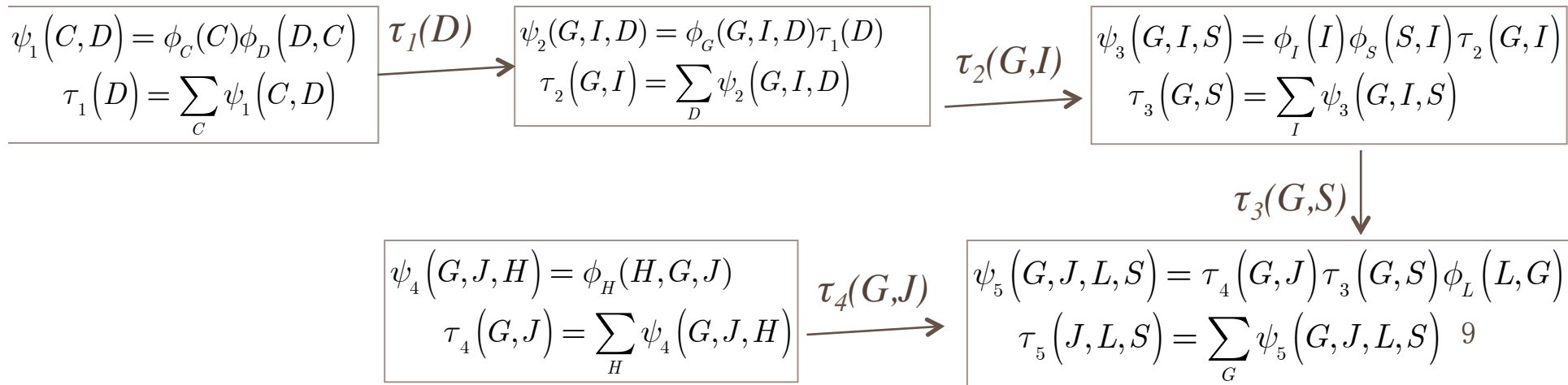
VE Alternative View

Alternative view

- We take ψ_i to be a data-structure
 - takes messages τ_I generated by other factors ψ_j
 - and generates message τ_i used by another factor ψ_l



Step	Variable eliminated	Factors used	Variables involved	New factor
1	C	$\phi_C(C), \phi_D(D, C)$	C, D	$\tau_1(D)$
2	D	$\phi_G(G, I, D), \tau_1(D)$	G, I, D	$\tau_2(G, I)$
3	I	$\phi_I(I), \phi_S(S, I), \tau_2(G, I)$	G, S, I	$\tau_3(G, S)$
4	H	$\phi_H(H, G, J)$	H, G, J	$\tau_4(G, J)$
5	G	$\tau_4(G, J), \tau_3(G, S), \phi_L(L, G)$	G, J, L, S	$\tau_5(J, L, S)$
6	S	$\tau_5(J, L, S), \phi_J(J, L, S)$	J, L, S	$\tau_6(J, L)$
7	L	$\tau_6(J, L)$	J, L	$\tau_7(J)$



Example of Cluster Graph

- VE execution defines cluster graph (a flow-chart)

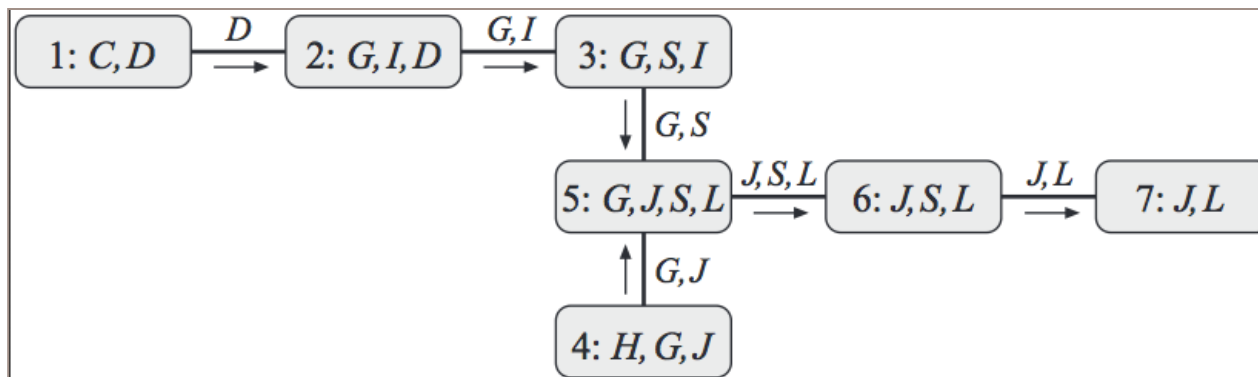
A cluster for each factor ψ_i

Draw edge between clusters C_i and C_j if message τ_i produced by eliminating a variable in ψ_i is used in the computation of τ_j

$$\psi_1(C, D) = \phi_C(C) \phi_D(D, C) \quad \tau_1(D) = \sum_C \psi_1(C, D)$$

$$\psi_2(G, I, D) = \phi_G(G, I, D) \tau_1(D) \quad \tau_2(G, I) = \sum_D \psi_2(G, I, D)$$

- Edge between C_1 and C_2 since message $\tau_1(D)$ produced by eliminating C is used for $\tau_2(G, I)$

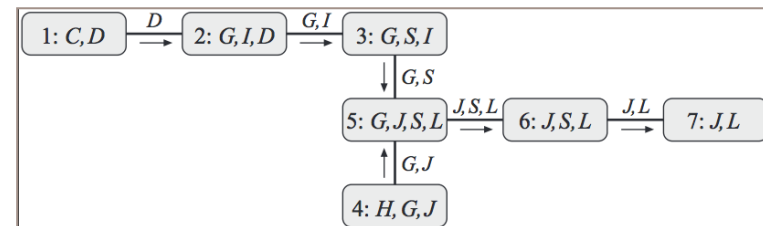


Arrows indicate flow of messages
 $\tau_1(D)$ generated from $\psi_1(C, D)$ participates in the computation of ψ_2

Cluster Graph Definition

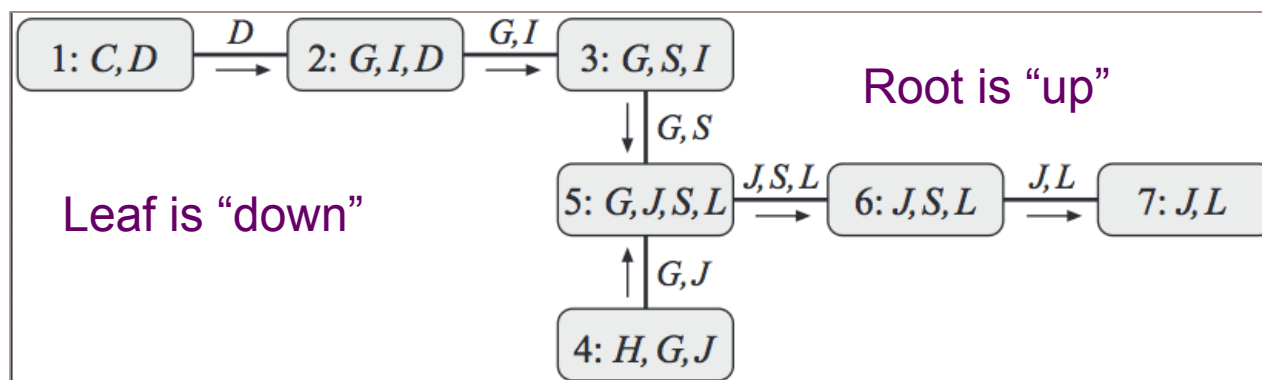
- Cluster graph U for factors Φ over χ is an undirected graph
 - Each of whose nodes i is associated with a subset $C_i \subseteq \chi$
- Cluster graph is family-preserving
 - Each factor ϕ must be associated with a cluster C_i , denoted $\alpha(\phi)$ such that $Scope(\phi) \subseteq C_i$
- Each edge between pair of clusters C_i and C_j is associated with a sepset $S_{i,j} \subseteq C_i \cap C_j$

E.g., $D \subseteq \{C, D\} \cap \{D, I, G\}$



Cluster Graph is a Directed Tree

- In a tree there are no cycles
- Directions for this tree are specified by messages
 - Since intermediate factor τ_i is used only once
 - Otherwise there would be more than one link for a node
- Called Clique Tree (or *Junction Tree* or *Join Tree*)



Definition of Tree

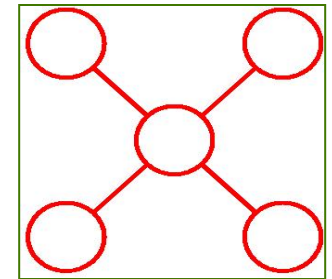
- Tree

- a graph with only one path between any pair of nodes
- Such graphs have no loops
- In directed graphs a tree has a single node with no parents called a *root*
- Directed to undirected will not add moralization links since every node has only one parent

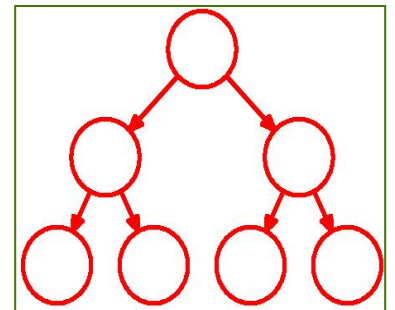
- Polytree

- A directed graph has nodes with more than one parent but there is only one path between nodes (ignoring arrow direction)
- Moralization will add links

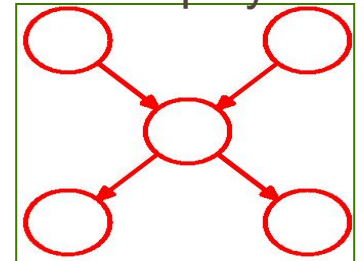
Undirected tree



Directed tree



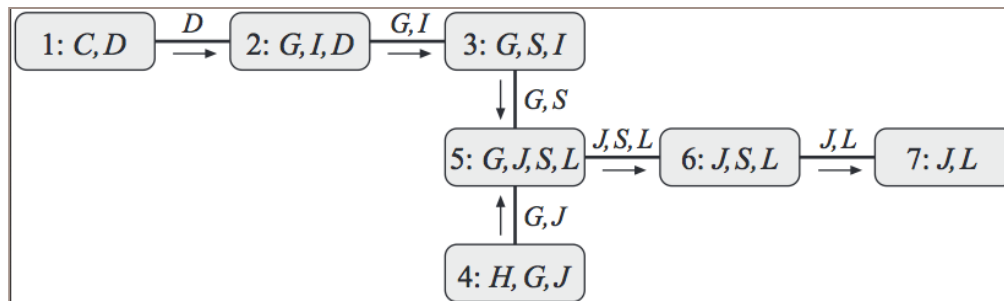
Directed polytree



Running Intersection Property

1. Definition

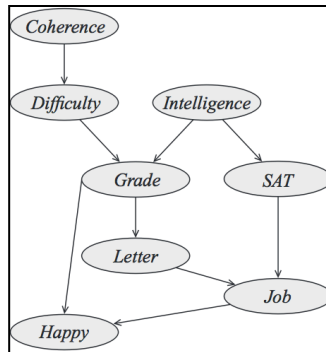
- If $X \in C_i$ & $X \in C_j$ then X is in every clique inbetween
 - In a clique, every pair of nodes is connected
 - In a maximal clique no more nodes can be added
- Ex: in cluster graph below, G is present in C_2 and C_4 and also present in clique inbetween: C_3 and C_4



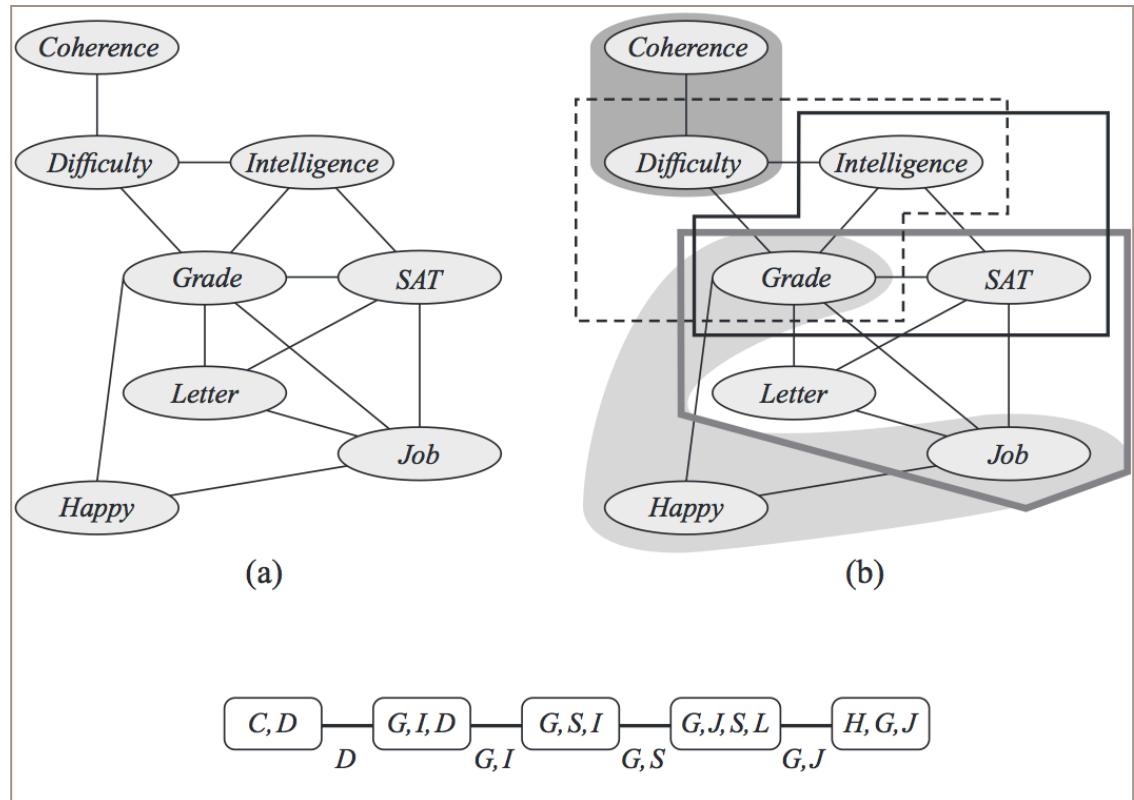
- ## 2. A VE generated cluster graph satisfies running intersection property

Clique Tree

1. BN



2. Induced Graph

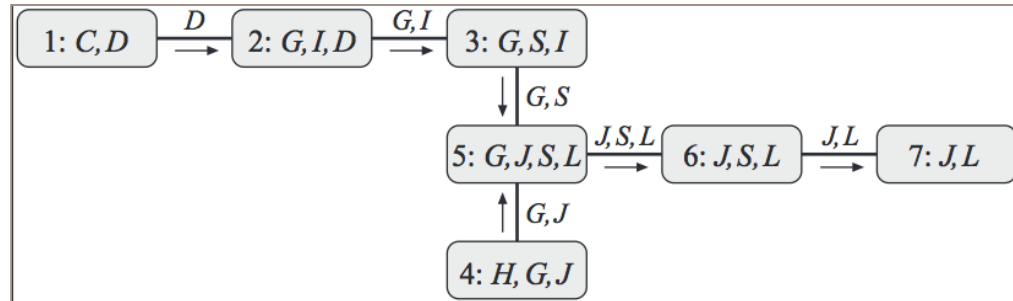


3. Some Cliques: $\{C,D\}, \{G,I,D\}, \{G,S,I\}, \{G,I,S,L\}, \{H,G,J\}$

4. A clique Tree that satisfies running intersection

Clique Tree Definition

- A tree T is a clique tree for graph H if
 - Each node in T corresponds to a clique in H and each maximal clique in H is a node in T



- Each sepset $S_{i,j}$ separates $W_{<I_j,j)}$ and $W_{<(j,i)}$ in H
 - Edge $S_{2,3}=\{G,I\}$ separates $W_{<(2,3)}=\{G,I,D\}$ and $W_{<(3,2)}=\{G,S,I\}$