

Message Passing: Sum Product

Sargur Srihari
srihari@cedar.buffalo.edu

Topics

1. Overview
2. Variable Elimination and Clique Trees
3. Message Passing: Sum-Product
 - VE in a Clique Tree
 - Clique-Tree Calibration
 - Sum-product Belief Propagation Algorithm
4. Message Passing: Belief Update
5. Constructing a Clique Tree

Message Passing: Sum Product

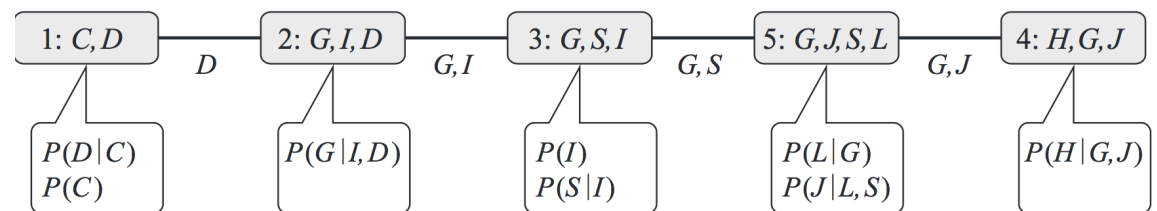
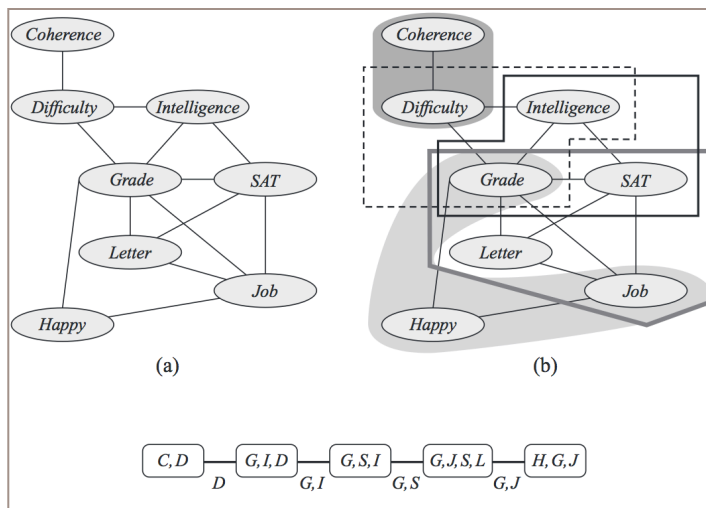
- Proceed in opposite direction of VE algorithm:
 - Starting from a clique tree, how to perform VE
- Clique Tree is a very versatile Data Structure

Variable Elimination in a Clique Tree

- Clique Tree can be used as guidance for VE
- Factors are computed in the cliques and messages are sent along edges

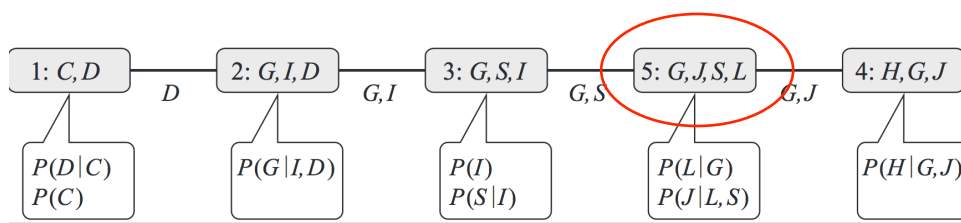
Variable Elimination in a Clique Tree

- A Clique Tree for Student Network
 - This tree satisfies Running Intersection Property
 - i.e., If $X \in C_i$ & $X \in C_j$ then X is in every clique inbetween
 - Family Preservation property
 - i.e., each factor is associated with a cluster



Example of VE in a Clique Tree

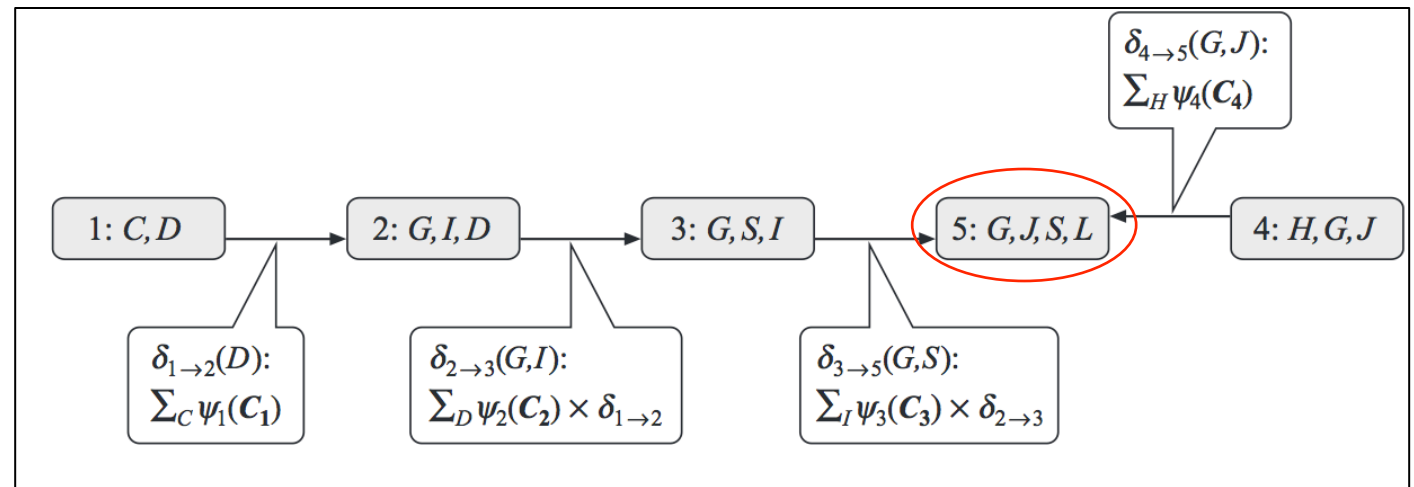
- A Clique Tree for Student Network
 - Non-maximal cliques C_6 and C_7 are absent



- Assign α : initial factors (CPDs) to cliques
- First step: Generate initial set of potentials by multiplying out the factors
 - E.g., $\psi_5(J, L, G, S) = \phi_L(L, G) * \phi_J(J, L, S)$
- Root is selected to have variable J , since we are interested in determining $P(J)$, e.g., C_5

Message Propagation in a Clique Tree

Root = C_5
To compute $P(J)$

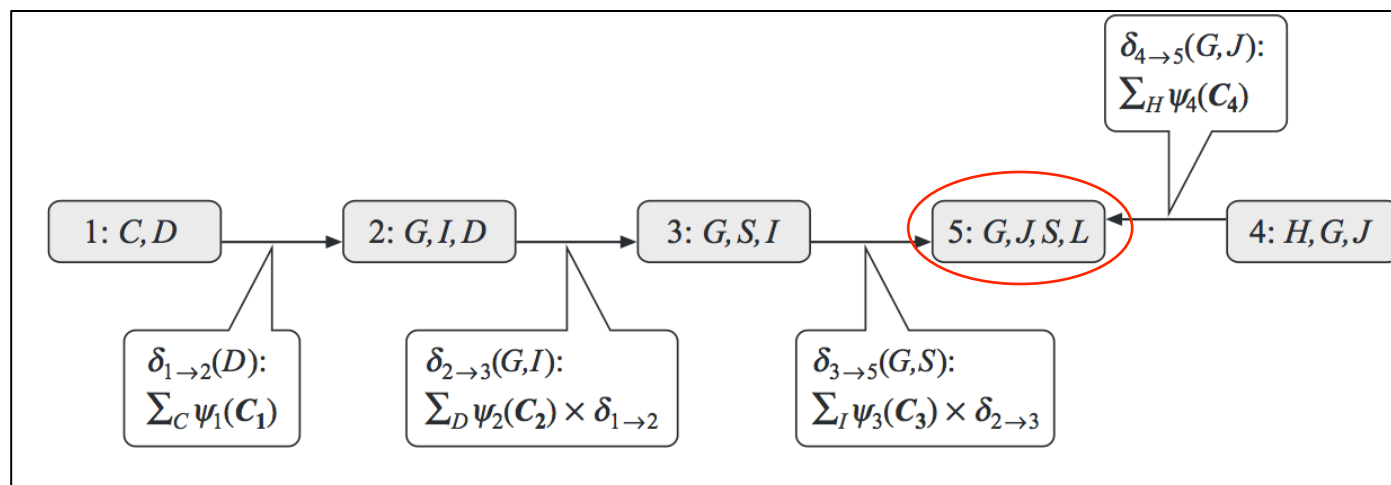


In C_1 : eliminate C by performing $\sum_C \psi_1(C, D)$
The resulting factor has scope D . We send it as a message $\delta_{1 \rightarrow 2}(D)$ to C_2

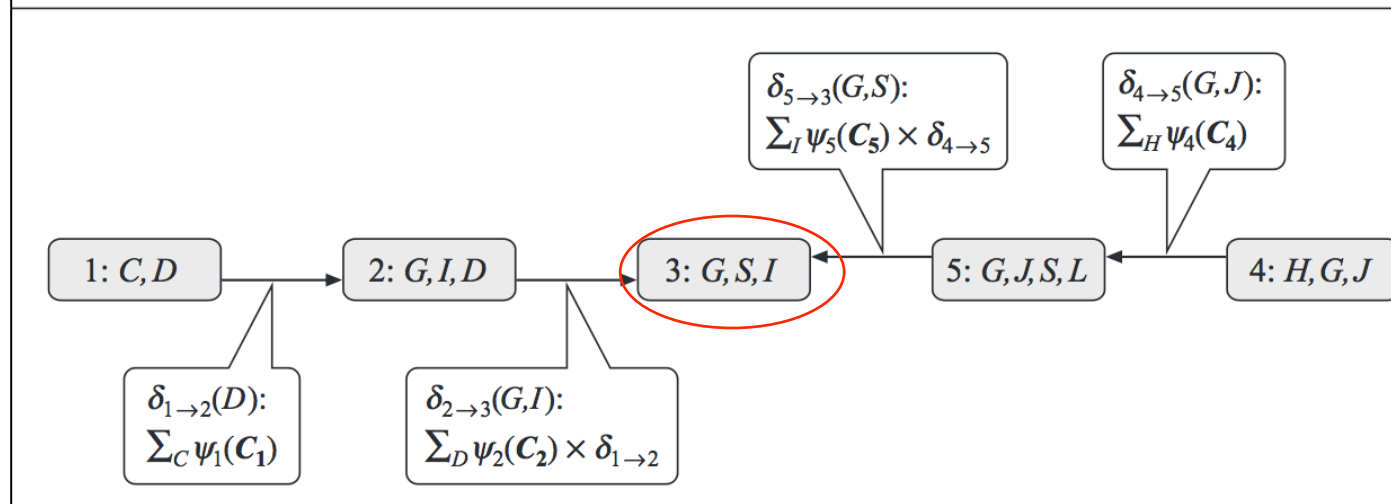
In C_2 : We define $\beta_2(G, I, D) = \delta_{1 \rightarrow 2}(D) \psi_2(G, I, D)$. We then eliminate D to get a factor over G, I . The resulting factor is $\delta_{2 \rightarrow 3}(G, I)$ which is sent to C_3 .

Message Propagation in a Clique Tree

Root= C_5
To compute $P(J)$



Root= C_3
To compute $P(G)$



VE as Clique Tree Message Passing

1. Let T be a clique tree with Cliques C_1, \dots, C_k
2. Begin by multiplying factors assigned to each clique, resulting in initial potentials $\psi_j(C_j) = \prod_{\phi: \alpha(\phi)=j} \phi$
3. Begin passing messages between neighbor cliques sending towards root node

$$\delta_{i \rightarrow j} = \sum_{C_i - S_{i,j}} \psi_i \cdot \prod_{k \in (Nb_i - \{j\})} \delta_{k \rightarrow i}$$

4. Message passing culminates at root node
 - Result is a factor called *beliefs* denoted $\beta_r(C_r)$ which is equivalent to

$$\tilde{P}_\phi(C_r) = \sum_{\chi - C_r} \prod_\phi \phi$$

Algorithm: Upward Pass of VE in Clique Tree

Procedure *Ctree-SP-Upward* (

Φ , // Set of factors
 \mathcal{T} , // Clique tree over Φ
 α , // Initial assignment of factors to cliques
 C_r // Some selected root clique

)

```

1  Initialize-Cliques
2  while  $C_r$  is not ready
3    Let  $C_i$  be a ready clique
4     $\delta_{i \rightarrow p_r(i)}(S_{i, p_r(i)}) \leftarrow \text{SP-Message}(i, p_r(i))$ 
5     $\beta_r \leftarrow \psi_r \cdot \prod_{k \in \text{Nb}_{C_r}} \delta_{k \rightarrow r}$ 
6  return  $\beta_r$ 

```

Procedure Initialize-Cliques (

)

```

1  for each clique  $C_i$ 
2     $\psi_i(C_i) \leftarrow \prod_{\phi_j : \alpha(\phi_j)=i} \phi_j$ 
3

```

Procedure SP-Message (

i , // sending clique
 j // receiving clique

)

```

1   $\psi(C_i) \leftarrow \psi_i \cdot \prod_{k \in (\text{Nb}_i - \{j\})} \delta_{k \rightarrow i}$ 
2   $\tau(S_{i,j}) \leftarrow \sum_{C_i - S_{i,j}} \psi(C_i)$ 
3  return  $\tau(S_{i,j})$ 

```

Clique Tree Calibration

- We have seen how to use the same clique tree to compute the probability of any variable in \mathcal{X}
- We often wish to compute the probability of a large number of variables
 - E.g., in medical diagnosis, the probability of several diseases

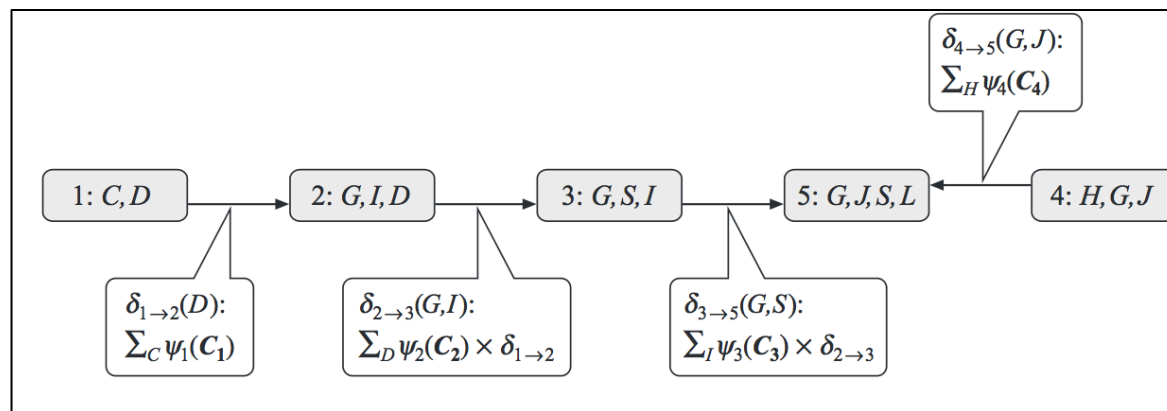
Computing several posteriors

- Consider task of computing the posterior distribution over every random variable in network
- Naïve approach:
 - Do inference separately for each variable
- We can do substantially better

Revisit clique tree

- Consider three executions of clique tree algorithm:

1. C_5 is the root
2. C_4 is the root
3. C_3 is the root



- In all three cases messages sent from C_1 to C_2 and from C_2 to C_3 are the same

Ready Clique

- C_i is *ready* to transmit to neighbor C_j
 - when C_i has messages from all of its neighbors except from C_j
- Sum-product belief propagation algorithm
 - Uses yet another layer of dynamic programming
 - Defined asynchronously

Sum-Product Belief Propagation

Algorithm: Calibration using sum-product message passing in a clique tree

Procedure *CTree-SP-Calibrate* (

```
     $\Phi$ , // Set of factors  
     $\mathcal{T}$  // Clique tree over  $\Phi$   
)  
1 Initialize-Cliques  
2 while exist  $i, j$  such that  $i$  is ready to transmit to  $j$   
3    $\delta_{i \rightarrow j}(\mathbf{S}_{i,j}) \leftarrow \text{SP-Message}(i, j)$   
4 for each clique  $i$   
5    $\beta_i \leftarrow \psi_i \cdot \prod_{k \in \text{Nb}_i} \delta_{k \rightarrow i}$   
6 return  $\{\beta_i\}$ 
```

Result at End of Algorithm

- Computes beliefs of all cliques by
 - Multiplying the initial potential with each of the incoming messages
- For each clique i , β_i is computed as

$$\beta_i(C_i) = \sum_{\chi - C_i} \tilde{P}_{\Phi}(\chi)$$

- Which is the unnormalized marginal distribution of variables in C_i

Calibration Definition

- If X appears in two cliques they must agree on its marginal
- Two adjacent cliques C_i and $C_k=j$ are said to be calibrated if

$$\sum_{C_i - S_{i,j}} \beta_i(C_i) = \sum_{C_j - S_{i,j}} \beta_j(C_j)$$
- Clique tree T is calibrated if all adjacent pairs of cliques are calibrated
- Terminology:
 - Clique Beliefs: $\beta_i(C_i)$
 - Sepset Beliefs: $\mu_{i,j}(S_{i,j}) = \sum_{C_i - S_{i,j}} \beta_i(C_i) = \sum_{C_j - S_{i,j}} \beta_j(C_j)$

Calibration Tree as a Distribution

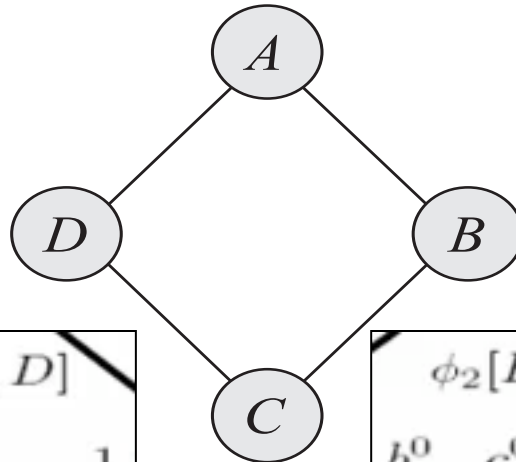
- A calibrated clique tree
 - Is more than a data structure that stores results of probabilistic inference
 - It can be viewed as an alternative representation of P_Φ
- At convergence of clique tree calibration algorithm

$$\tilde{P}_\Phi(\chi) = \frac{\prod_{i \in V_T} \beta_i(C_i)}{\prod_{(i,j) \in E_T} \mu_{i,j}(S_{i,j})}$$

Misconception Markov Network

$$\phi_4[D, A]$$

d^0	a^0	100
d^0	a^1	1
d^1	a^0	1
d^1	a^1	100



$$\phi_1[A, B]$$

a^0	b^0	30
a^0	b^1	5
a^1	b^0	1
a^1	b^1	10

Factors in terms of potentials

$$\phi_3[C, D]$$

c^0	d^0	1
c^0	d^1	100
c^1	d^0	100
c^1	d^1	1

$$\phi_2[B, C]$$

b^0	c^0	100
b^0	c^1	1
b^1	c^0	1
b^1	c^1	100

Gibbs Distribution

$$P(a, b, c, d) = \frac{1}{Z} \phi_1(a, b) \cdot \phi_2(b, c) \cdot \phi_3(c, d) \cdot \phi_4(d, a)$$

where

$$Z = \sum_{a, b, c, d} \phi_1(a, b) \cdot \phi_2(b, c) \cdot \phi_3(c, d) \cdot \phi_4(d, a)$$

$$Z = 7,201,840$$

Assignment				Unnormalized	Normalized
a^0	b^0	c^0	d^0	300000	0.04
a^0	b^0	c^0	d^1	300000	0.04
a^0	b^0	c^1	d^0	300000	0.04
a^0	b^0	c^1	d^1	30	$4.1 \cdot 10^{-6}$
a^0	b^1	c^0	d^0	500	$6.9 \cdot 10^{-5}$
a^0	b^1	c^0	d^1	500	$6.9 \cdot 10^{-5}$
a^0	b^1	c^1	d^0	5000000	0.69
a^0	b^1	c^1	d^1	500	$6.9 \cdot 10^{-5}$
a^1	b^0	c^0	d^0	100	$1.4 \cdot 10^{-5}$
a^1	b^0	c^0	d^1	1000000	0.14
a^1	b^0	c^1	d^0	100	$1.4 \cdot 10^{-5}$
a^1	b^0	c^1	d^1	100	$1.4 \cdot 10^{-5}$
a^1	b^1	c^0	d^0	10	$1.4 \cdot 10^{-6}$
a^1	b^1	c^0	d^1	100000	0.014
a^1	b^1	c^1	d^0	100000	0.014
a^1	b^1	c^1	d^1	100000	0.014

Beliefs for Misconception example

- One clique tree consists cliques $\{A,B,D\}$ and $\{B,C,D\}$ with sepset $\{B,D\}$



- Tree obtained either from (i) VE or from (ii) triangulation (constructing a chordal graph)
- Final clique potentials and sepset

Assignment				Assignment			
a^0	b^0	d^0	600,000	b^0	c^0	d^0	300,000
a^0	b^0	d^1	300,030	b^0	c^0	d^1	1,300,130
a^0	b^1	d^0	5,000,500	b^0	c^1	d^0	300,000
a^0	b^1	d^1	1,000	b^0	c^1	d^1	1,000
a^1	b^0	d^0	200	b^1	c^0	d^0	100,000
a^1	b^0	d^1	1,000,100	b^1	c^0	d^1	5,100,100
a^1	b^1	d^0	100,010	b^1	c^1	d^0	100,000
a^1	b^1	d^1	200,000	b^1	c^1	d^1	100,000
$\beta_1(A,B,D)$				$\beta_2(B,C,D)$			

- Potential from Gibbs and Clique Tree are same:

$$\frac{\tilde{P}_{\Phi}(a^1, b^0, c^1, d^0) = 100}{\mu_{1,2}(b^0, d^0)} = \frac{\beta_1(a^1, b^0, d^0) \beta_2(b^0, c^1, d^0)}{600 \cdot 200} = 100$$