

# Introduction to Machine Learning

## CMU-10701

Markov Chain Monte Carlo Methods

Barnabás Póczos & Aarti Singh



**MACHINE LEARNING** DEPARTMENT



# Contents

## ☐ Markov Chain Monte Carlo Methods

- Goal & Motivation

## ☐ Sampling

- Rejection
- Importance

## ☐ Markov Chains

- Properties

## ☐ MCMC sampling

- Hastings-Metropolis
- Gibbs

# Monte Carlo Methods

# The importance of MCMC

- ❑ A recent survey places the **Metropolis algorithm** among the **10** algorithms that have had the *greatest influence* on the development and practice of science and engineering in the 20<sup>th</sup> century (Beichl&Sullivan, 2000).
- ❑ The Metropolis algorithm is an instance of a large class of sampling algorithms, known as **Markov chain Monte Carlo** (MCMC).

# MCMC Applications

MCMC plays significant role in **statistics, econometrics, physics and computing science.**

- ❑ **Sampling from high-dimensional, complicated distributions**

- ❑ **Bayesian inference and learning**

- *Marginalization*  $p(x) = \int_Z p(x, z) dz$

- *Normalization*  $p(x|y) = \frac{p(y|x)p(x)}{\int_X p(y|x)p(x)dx}$

- *Expectation*  $\mathbb{E}_{p(x)}(f(x)) = \int_X f(x)p(x) dx$

- ❑ **Global optimization**  $\arg \max_x f(x)$

# The Monte Carlo principle

- **Our goal** is to estimate the following integral:

$$I(f) = \int_{\mathcal{X}} f(x)p(x)dx$$

- **The idea** of Monte Carlo simulation is to draw an i.i.d. set of samples  $\{x^{(i)}\}$  from a target density  $p(x)$  defined on a high-dim. space  $\mathcal{X}$ .

Let  $x^{(1)}, \dots, x^{(N)}$  be i.i.d samples from density  $p$

**Estimator:**

$$I_N(f) = \frac{1}{N} \sum_{i=1}^N f(x^{(i)})$$

# The Monte Carlo principle

## Theorems

$$\star \quad I_N(f) = \frac{1}{N} \sum_{i=1}^N f(x^{(i)}) \xrightarrow[N \rightarrow \infty]{a.s.} I(f) = \int_{\mathcal{X}} f(x)p(x)dx \quad \text{a.s. consistent}$$

$$\star \quad \mathbb{E}[I_N(f)] = I(f) \quad \text{Unbiased estimation}$$

$$\star \quad Var[I_N(f)] = \frac{\sigma_f^2}{N} = \mathcal{O}\left(\frac{1}{n}\right) \quad \text{Independent of dimension } d!$$

$$\star \quad \sqrt{N} (I_N - I(f)) \xrightarrow[N \rightarrow \infty]{d} \mathcal{N}(0, \sigma_f^2) \quad \text{Asymptotically normal}$$

# The Monte Carlo principle

## One “tiny” problem...

- ❑ Monte Carlo methods need sample from distribution  $p(x)$ .
- ❑ When  $p(x)$  has standard form, e.g. Uniform or Gaussian, it is straightforward to sample from it using easily available routines.
- ❑ However, when this is not the case, we need to introduce more sophisticated sampling techniques.  $\Rightarrow$  MCMC sampling



# Sampling

- ☐ Rejection sampling
- ☐ Importance sampling

# Main Goal

***Sample from distribution  $p(x)$  that is only known up to a proportionality constant***

For example,

$$p(x) \propto 0.3 \exp(-0.2x^2) + 0.7 \exp(-0.2(x - 10)^2)$$

# Rejection Sampling

# Rejection Sampling Conditions

## Suppose that

- $p(x)$  is known up to a proportionality constant

$$p(x) \propto 0.3 \exp(-0.2x^2) + 0.7 \exp(-0.2(x - 10)^2)$$

- It is easy to sample from  $q(x)$  that satisfies  $p(x) \leq M q(x)$ ,  $M < \infty$
- $M$  is known

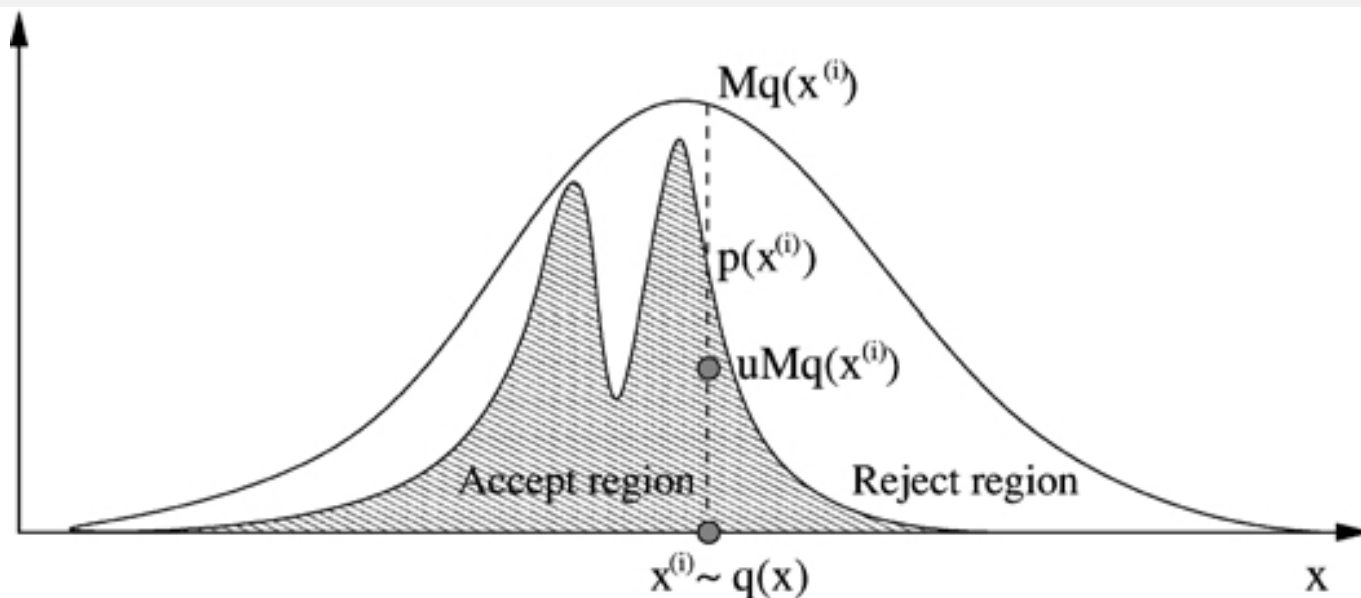
# Rejection Sampling Algorithm

1)  $i = 1$

2) Repeat until  $i = N$

a) Sample:  $x^{(i)} \sim q(x)$  and  $u \sim U_{[0,1]}$

b) If  $u < \frac{p(x^{(i)})}{Mq(x^{(i)})}$  then accept  $x^{(i)}$  and  $i = i + 1$ ,  
otherwise reject  $x^{(i)}$ .



# Rejection Sampling

## Theorem

The accepted  $x^{(i)}$  can be shown to be sampled with probability  $p(x)$  (Robert & Casella, 1999, p. 49).

## Severe limitations:

- ❑ It is not always possible to bound  $p(x)/q(x)$  with a reasonable constant  $M$  over the whole space  $X$ .
- ❑ If  $M$  is too large, the acceptance probability is too small.
- ❑ In high dimensional spaces it can be exponentially slow to sample points. (The points usually will be rejected)

# Importance Sampling

# Importance Sampling

***Goal: Sample from distribution  $p(x)$  that is only known up to a proportionality constant***

- ❑ Importance sampling is an alternative “classical” solution that goes back to the 1940’s.
- ❑ Let us introduce, again, an arbitrary importance proposal distribution  $q(x)$  such that its support includes the support of  $p(x)$ .
- ❑ Then we can rewrite  $I(f)$  as follows:

$$\begin{aligned} I(f) &= \int f(x)p(x)dx \\ &= \int f(x)\frac{p(x)}{q(x)}q(x)dx \\ &= \int f(x)w(x)q(x)dx \end{aligned}$$



# Importance Sampling

$$\begin{aligned} I(f) &= \int f(x)p(x)dx \\ &= \int f(x)\frac{p(x)}{q(x)}q(x)dx & w(x) &= \frac{p(x)}{q(x)} \\ &= \int f(x)w(x)q(x)dx \end{aligned}$$

Consequently,

- ★ if one can draw  $N$  i.i.d.  $x^{(i)}$   $i = 1, \dots, N$  from  $q(x)$ ,
- ★ and evaluate  $w(x^{(i)})$ , then

$\Rightarrow$  possible Monte Carlo estimate of  $I(f)$  is

$$\hat{I}_N(f) = \frac{1}{N} \sum_{i=1}^N f(x^{(i)})w(x^{(i)})$$

# Importance Sampling

$$\hat{I}_N(f) = \frac{1}{N} \sum_{i=1}^N f(x^{(i)}) w(x^{(i)})$$

## Theorem

- This estimator is unbiased
- Under weak assumptions, the strong law of large numbers applies:

$$\hat{I}_N(f) \xrightarrow[N \rightarrow \infty]{a.s.} I(f) = \int_{\mathcal{X}} f(x) p(x) dx$$

Some proposal distributions  $q(x)$  will obviously be preferable to others.

Which one should we choose?

# Importance Sampling

$$\hat{I}_N(f) = \frac{1}{N} \sum_{i=1}^N f(x^{(i)}) w(x^{(i)})$$

## Theorem

- This estimator is unbiased
- Under weak assumptions, the strong law of large numbers applies:

$$\hat{I}_N(f) \xrightarrow[N \rightarrow \infty]{a.s.} I(f) = \int_{\mathcal{X}} f(x) p(x) dx$$

Some proposal distributions  $q(x)$  will obviously be preferable to others.

$$\text{Var}_{q(x)}[\hat{I}_N(f)] = \mathbb{E}_{q(x)}[f^2(x)w^2(x) - I^2(f)]$$

# Importance Sampling

Find one that minimizes the variance of the estimator!

$$\text{Var}_{q(x)}[\hat{I}_N(f)] = \mathbb{E}_{q(x)}[f^2(x)w^2(x) - I^2(f)]$$

## Theorem

The variance is minimal when we adopt the following  
***optimal importance distribution:***

$$q^*(x) = \frac{|f(x)|p(x)}{\int |f(x)|p(x)dx}$$

# Importance Sampling

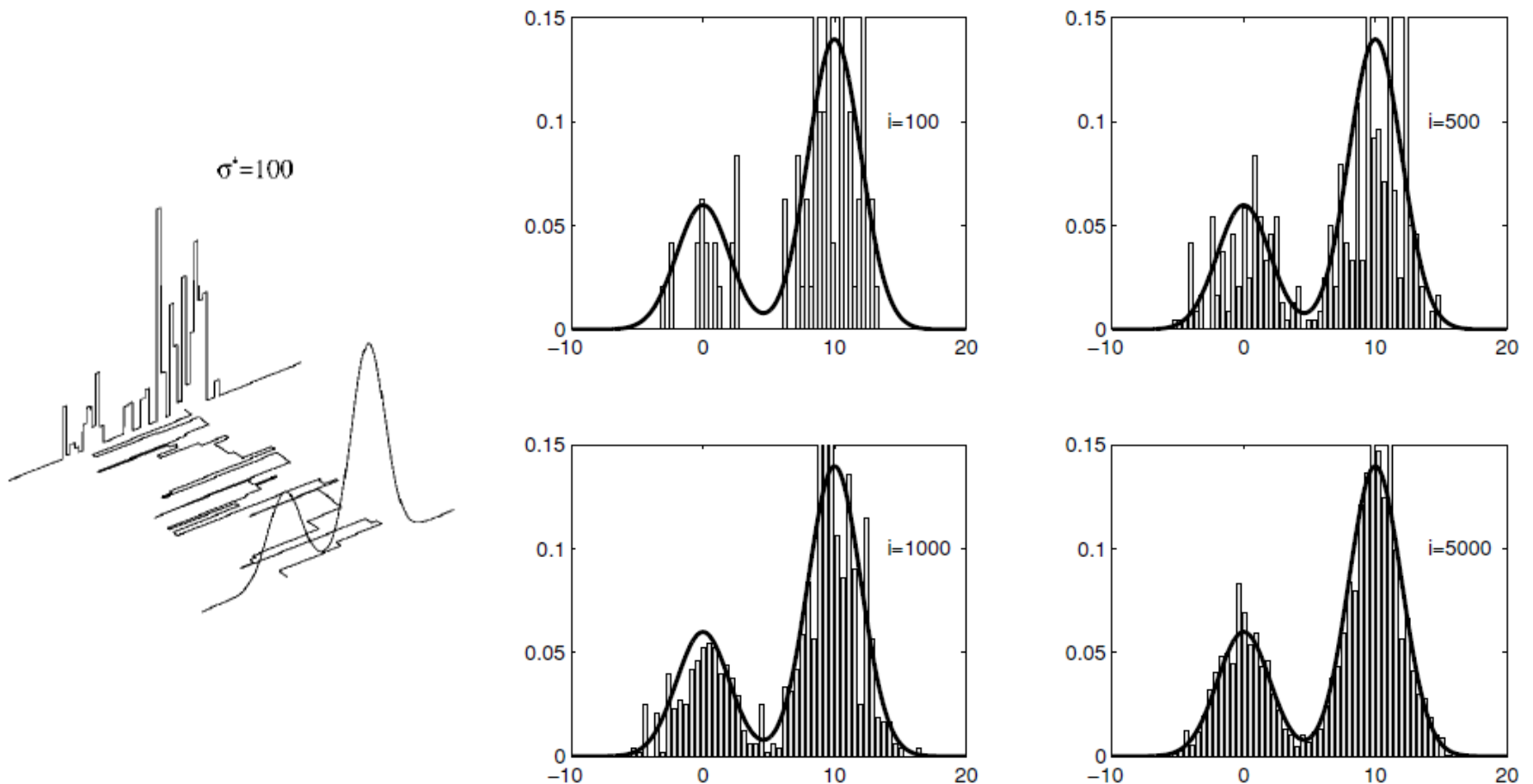
- ❑ The optimal proposal is not very useful in the sense that it is not easy to sample from

$$q^*(x) = \frac{|f(x)|p(x)}{\int |f(x)|p(x)dx}$$

- ❑ High sampling efficiency is achieved when we focus on sampling from  $p(x)$  in the important regions where  $|f(x)|p(x)$  is relatively large; hence the name ***importance sampling***
- ❑ Importance sampling estimates can be **super-efficient**:  
For a given function  $f(x)$ , it is possible to find a distribution  $q(x)$  that yields an estimate with a lower variance than when using  $q(x) = p(x)$ !
- ❑ In high dimensions it is not efficient either...

# MCMC sampling - Main ideas

Create a Markov chain, which has the desired limiting distribution!





**Andrey Markov**

# Markov Chains

# Markov Chains

**Markov chain:**

$$P(X_{t+1}|X_t, \dots, X_1) = P(X_{t+1}|X_t)$$

**Homogen Markov chain:**

$P(X_{t+1}|X_t)$  is invariant for all  $t$ .



# Markov Chains

- Assume that the state space is finite:

$$\mathcal{X} = \{1, \dots, k\}.$$

- 1-Step state transition matrix:

$$T_{ij} = P(X_{t+1} = j | X_t = i)$$

**Lemma:** The state transition matrix is stochastic:

$$\sum_j T_{ij} = 1 \quad \forall i$$

- t-Step state transition matrix:

$$Q_{ij} \doteq P(X_{k+t} = j | X_k = i)$$

|     |          |
|-----|----------|
|     | $j$      |
| $i$ | $T_{ij}$ |

**Lemma:**

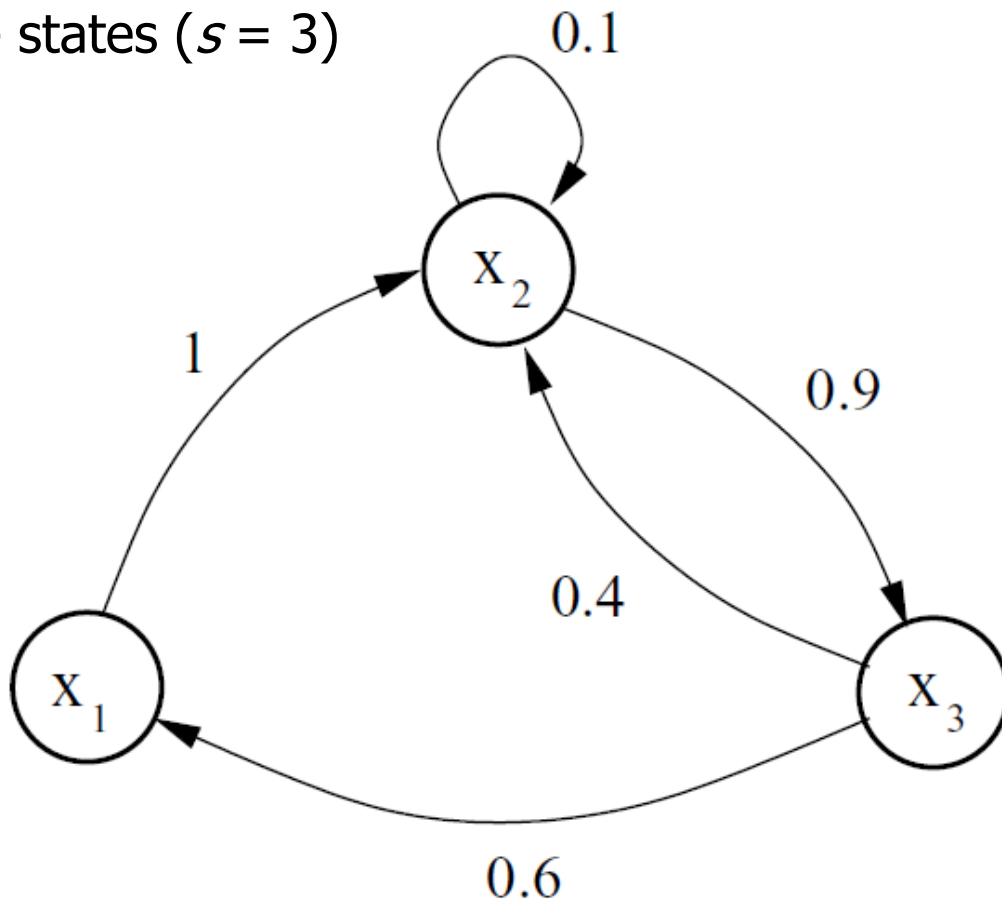
$$P(X_{k+t} = j | X_k = i) = Q_{ij} = [T^t]_{ij}, \quad \forall (k, i, j)$$

# Markov Chains Example

**Markov chain** with three states ( $s = 3$ )

$$T = \begin{bmatrix} 0 & 1 & 0 \\ 0 & 0.1 & 0.9 \\ 0.6 & 0.4 & 0 \end{bmatrix}$$

**Transition matrix**



**Transition graph**

# Markov Chains, stationary distribution

## Definition:

[stationary distribution, invariant distribution, steady state distributions]

The distribution  $\pi = (\pi_1, \dots, \pi_k)$  is **stationary** distribution if  $\pi_i \geq 0 \ \forall i$ ,  $\sum_{i=1}^T \pi_i = 1$ , and  $\pi T = \pi$ .

$T$  maintains  $\pi$ . If we start the chain from distribution  $\pi$ , in the next step the distribution remains the same.

$$(0.22, 0.41, 0.37) \begin{bmatrix} 0 & 1 & 0 \\ 0 & 0.1 & 0.9 \\ 0.6 & 0.4 & 0 \end{bmatrix} = (0.22, 0.41, 0.37)$$

The stationary distribution might be not unique (e.g.  $T$ = identity matrix)

# Markov Chains, limit distributions

Some Markov chains have **unique limit distribution**:

$$T = \begin{bmatrix} 0 & 1 & 0 \\ 0 & 0.1 & 0.9 \\ 0.6 & 0.4 & 0 \end{bmatrix}$$

If the probability vector for the initial state is  $\mu(x^{(1)}) = (0.5, 0.2, 0.3)$

it follows that  $\mu(x^{(1)})T = (0.2, 0.6, 0.2)$

and, after several iterations (multiplications by  $T$ )

$\mu(x^{(1)})T^t \rightarrow p(x) = (0.22, 0.41, 0.37)$  **limit distribution**

no matter what initial distribution  $\mu(x^1)$  was.

$$T^\infty = \begin{bmatrix} 0.22 & 0.41 & 0.37 \\ 0.22 & 0.41 & 0.37 \\ 0.22 & 0.41 & 0.37 \end{bmatrix}$$

**The chain has forgotten its past.**

# Markov Chains

**Our goal is to find conditions** under which the Markov chain  
converges to a unique limit distribution (independently from its  
starting state distribution)

**Observation:**

If this limiting distribution exists, it has to be the stationary distribution.

# Limit Theorem of Markov Chains

## Theorem:

If the Markov chain is **Irreducible** and **Aperiodic**, then:

1.  $\exists! \pi = (\pi_1, \dots, \pi_n)$  stationary distribution
2.  $\lim_{t \rightarrow \infty} \frac{E(\text{number of chain visits state } i \text{ in } t \text{ steps})}{t} = \pi_i$
3.  $\lim_{t \rightarrow \infty} \Pr(X_n = i) = \pi_i \quad \forall i$
4.  $\lim_{t \rightarrow \infty} \mathbf{v} \mathbf{T}^t = \pi \quad \forall \mathbf{v}$ , that is, the Markov chain forgets its past.

That is, the chain will converge to the unique stationary distribution

# Markov Chains

## Definition

### *Irreducibility:*

For each pairs of states  $(i,j)$ , there is a positive probability, starting in state  $i$ , that the process will ever enter state  $j$ .

= The matrix  $T$  cannot be reduced to separate smaller matrices

= Transition graph is connected.

**It is possible to get to any state from any state.**

# Markov Chains

## Definition

*Aperiodicity:* The chain cannot get trapped in cycles.

## Definition

A state  $i$  has period  $k$  if any return to state  $i$ , must occur in multiples of  $k$  time steps. Formally, the period of a state  $i$  is defined as

$$k = \gcd\{n : \Pr(X_n = i | X_0 = i) > 0\}$$

(where "gcd" is the greatest common divisor)

For example, suppose it is possible to return to the state in  $\{6, 8, 10, 12, \dots\}$  time steps. Then  $k=2$



# Markov Chains

## Definition

*Aperiodicity:* The chain cannot get trapped in cycles.

In other words,

a state  $i$  is aperiodic if there exists  $n$  such that for all  $n' \geq n$ ,

$$\Pr(X_{n'} = i | X_0 = i) > 0$$

## Definition

A Markov chain is aperiodic if every state is aperiodic.

# Markov Chains

**Example for periodic Markov chain:**

Let  $T = \begin{pmatrix} 0 & 1 \\ 1 & 0 \end{pmatrix}$

In this case

$$(1/2, 1/2)T = (1/2, 1/2)$$

If we start the chain from  $(1,0)$ , or  $(0,1)$ , then the chain get traps into a cycle, it doesn't forget its past.

It has stationary distribution, but no limiting distribution!

# Reversible Markov chains (Detailed Balance Property)

How can we find the limiting distribution of an irreducible and aperiodic Markov chain?

**Definition:** reversibility /detailed balance condition:

$$\pi_i P_{ij} = \pi_j P_{ji}, \quad \forall (i, j)$$

**Theorem:**

A sufficient, but not necessary, condition to ensure that a particular  $\pi$  is the desired invariant distribution of the Markov chain is the detailed balance condition.

# How fast can Markov chains forget the past?

## **MCMC samplers are**

- ☐ irreducible and aperiodic Markov chains
- ☐ have the target distribution as the invariant distribution.
- ☐ the detailed balance condition is satisfied.

It is also important to design samplers that converge quickly.

# Spectral properties

**Theorem:** If

$$\pi \mathbf{T} = \pi, \text{ then}$$

- ❑  $\pi$  is the left eigenvector of the matrix  $T$  with eigenvalue 1.
- ❑ The Perron-Frobenius theorem from linear algebra tells us that the remaining eigenvalues have absolute value less than 1.
- ❑ The second largest eigenvalue, therefore, determines the rate of convergence of the chain, and should be as small as possible.

# The Hastings-Metropolis Algorithm

# The Hastings-Metropolis Algorithm

Let  $b_1, \dots, b_m > 0$ , and  $B = \sum_{j=1}^m b_j$

Assume that  $m$  is so big, that it is difficult to calculate  $B$ .

**Our goal:**

Generate samples from the following **discrete** distribution:

$$P(X = j) = \pi_j = \frac{b_j}{B} \quad \textbf{We don't know } \mathbf{B}!$$

The main idea is to construct a time-reversible Markov chain  
with  $(\pi_1, \dots, \pi_m)$  limit distributions

Later we will discuss what to do when the distribution is continuous

# The Hastings-Metropolis Algorithm

Let  $\{1, 2, \dots, m\}$  be the state space of a Markov chain that we can simulate.

Let  $q(i, j) = p(j|i)$

Let  $\{X_0, X_1, \dots, X_n, \dots\}$  Markov chain be defined as follows:

$$\Pr(X_n = j | X_{n-1} = i) =$$

- 1., from state  $i$  go to state  $j$  with prob.  $q(i, j)$
- 2.,  $\left\{ \begin{array}{l} \text{with prob } 1 - \alpha(i, j) \text{ go back to state } i, \\ \text{with prob } \alpha(i, j) \text{ stay in state } j. \end{array} \right.$

**No rejection:** we use all  $X_1, X_2, \dots, X_n, \dots$

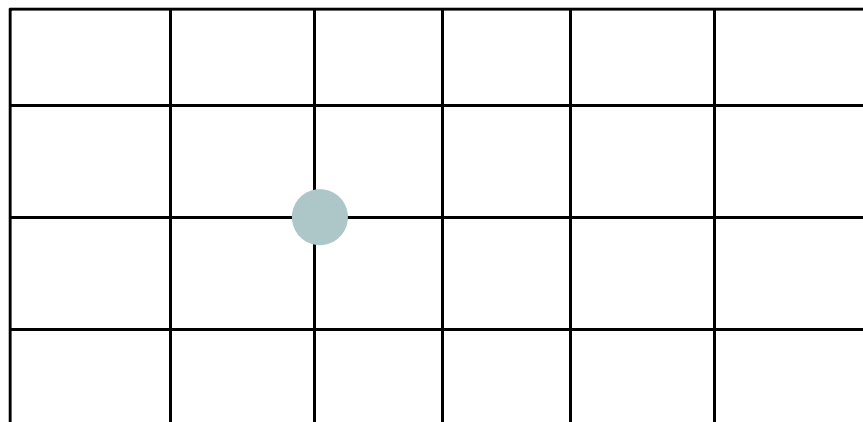


# Example for Large State Space

Let  $\{1, 2, \dots, m\}$  be the state space of a Markov chain that we can simulate. Let  $q(i, j) = p(j|i)$

d-dimensional grid:

- ❑ Max  $2d$  possible movements at each grid point (linear in  $d$ )
- ❑ Exponentially large state space in dimension  $d$



# The Hastings-Metropolis Algorithm

$$\Pr(X_n = j | X_{n-1} = i) =$$

- 1., from state  $i$  go to state  $j$  with prob.  $q(i, j)$
- 2.,  $\left\{ \begin{array}{l} \text{with prob } 1 - \alpha(i, j) \text{ go back to state } i, \\ \text{with prob } \alpha(i, j) \text{ stay in state } j. \end{array} \right.$

## Theorem

$$P(X_{n+1} = j | X_n = i) = q(i, j)\alpha(i, j) \quad \forall j \neq i$$

$$P(X_{n+1} = i | X_n = i) = q(i, i) + \sum_{k \neq i} q(i, k)(1 - \alpha(i, k))$$

## Proof

We can go to state  $i$  from state  $i$  and also from other states  $k \neq i$ .<sup>42</sup>

# The Hastings-Metropolis Algorithm

## Observation

$$\pi_i P_{ij} = \pi_j P_{ji} \quad \forall j \neq i \Leftrightarrow \pi_i q(i, j) \alpha(i, j) = \pi_j q(j, i) \alpha(j, i) \quad \forall j \neq i \quad (*)$$

**Proof:**  $P_{ij} = P(X_{n+1} = j | X_n = i) = q(i, j) \alpha(i, j) \quad \forall j \neq i$

## Corollary

$$\Rightarrow \left\{ \begin{array}{l} X_0, X_1, \dots, X_n, \dots \text{ time reversible Markov chain} \\ \exists \pi_1, \dots, \pi_m \text{ stationary distribution} \end{array} \right.$$

## Theorem

$$\begin{aligned} \text{If } \alpha(i, j) &= \min \left( \frac{\pi_j q(j, i)}{\pi_i q(i, j)}, 1 \right) = \min \left( \frac{b(j) q(j, i)}{b(i) q(i, j)}, 1 \right) \Rightarrow \\ &\Rightarrow (*) \text{ holds} \\ &\Rightarrow (\pi_1, \dots, \pi_m) \text{ stationary distribution} \end{aligned}$$

# The Hastings-Metropolis Algorithm

$$\pi_i P_{ij} = \pi_j P_{ji} \quad \forall j \neq i \Leftrightarrow \pi_i q(i, j) \alpha(i, j) = \pi_j q(j, i) \alpha(j, i) \quad \forall j \neq i \quad (*)$$

## Theorem

$$\begin{aligned} \text{If } \alpha(i, j) &= \min \left( \frac{\pi_j q(j, i)}{\pi_i q(i, j)}, 1 \right) = \min \left( \frac{b(j) q(j, i)}{b(i) q(i, j)}, 1 \right) \Rightarrow \\ &\Rightarrow (*) \text{ holds} \\ &\Rightarrow (\pi_1, \dots, \pi_m) \text{ stationary distribution} \end{aligned}$$

## Proof:

$$\text{If } \alpha(i, j) = \frac{\pi_j q(j, i)}{\pi_i q(i, j)} \Leftrightarrow \alpha(j, i) = 1$$

**Note:** To calculate  $\alpha(i, j)$  we didn't need to use  $B = \sum_{j=1}^m b(j)$ .

# The Hastings-Metropolis Algorithm

- 1) Let  $Q$  be a Markov chain with  $q(i, j) = P(j|i)$  state transition probabilities. Assume that we can sample from  $q(i, j) = P(j|i)$ .
- 2) Let  $1 \leq k \leq m$  arbitrary,  $n = 0$ , and  $X_0 = k$ .
- 3) Sample  $X^*$  according to  $P(X^* = j) = q(X_n, j)$ ,  $j = 1, \dots, m$  distribution.  
(Go from  $X_n$  to state  $j$  using Markov chain  $Q$ )
- 4) Let  $u \sim U_{[0,1]}$  (With prob  $\alpha(i, j)$  stay in  $X^* = j$ )
- 5) If  $u < \frac{b(X)q(X, X_n)}{b(X_n)q(X_n, X)} \Rightarrow X_{n+1} = X^*$   
else  $\Rightarrow X_{n+1} = X_n$  (Otherwise go back)
- 6)  $n = n + 1$
- 7) Back to 3

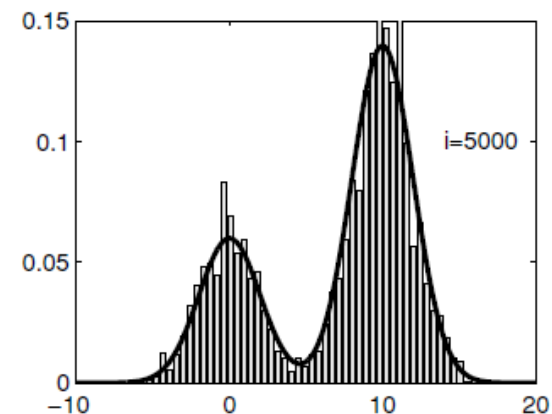
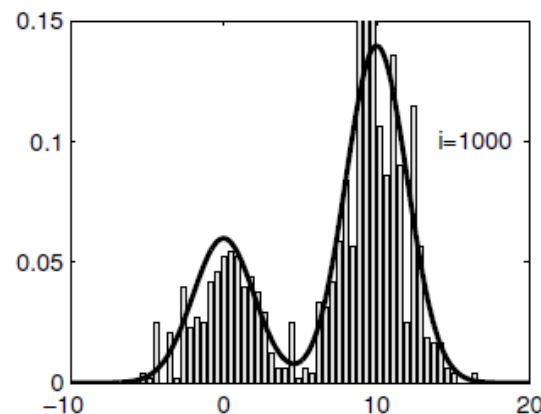
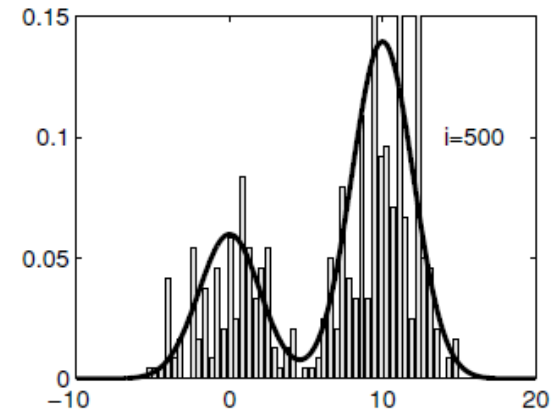
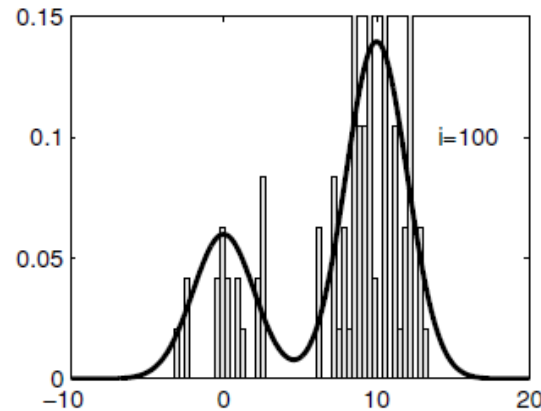
It is not rejection sampling, we use all the samples! 45

# Continuous Distributions

- ❑ The same algorithm can be used for continuous distributions as well.
- ❑ In this case, the state space is continuous.

# Experiment with HM

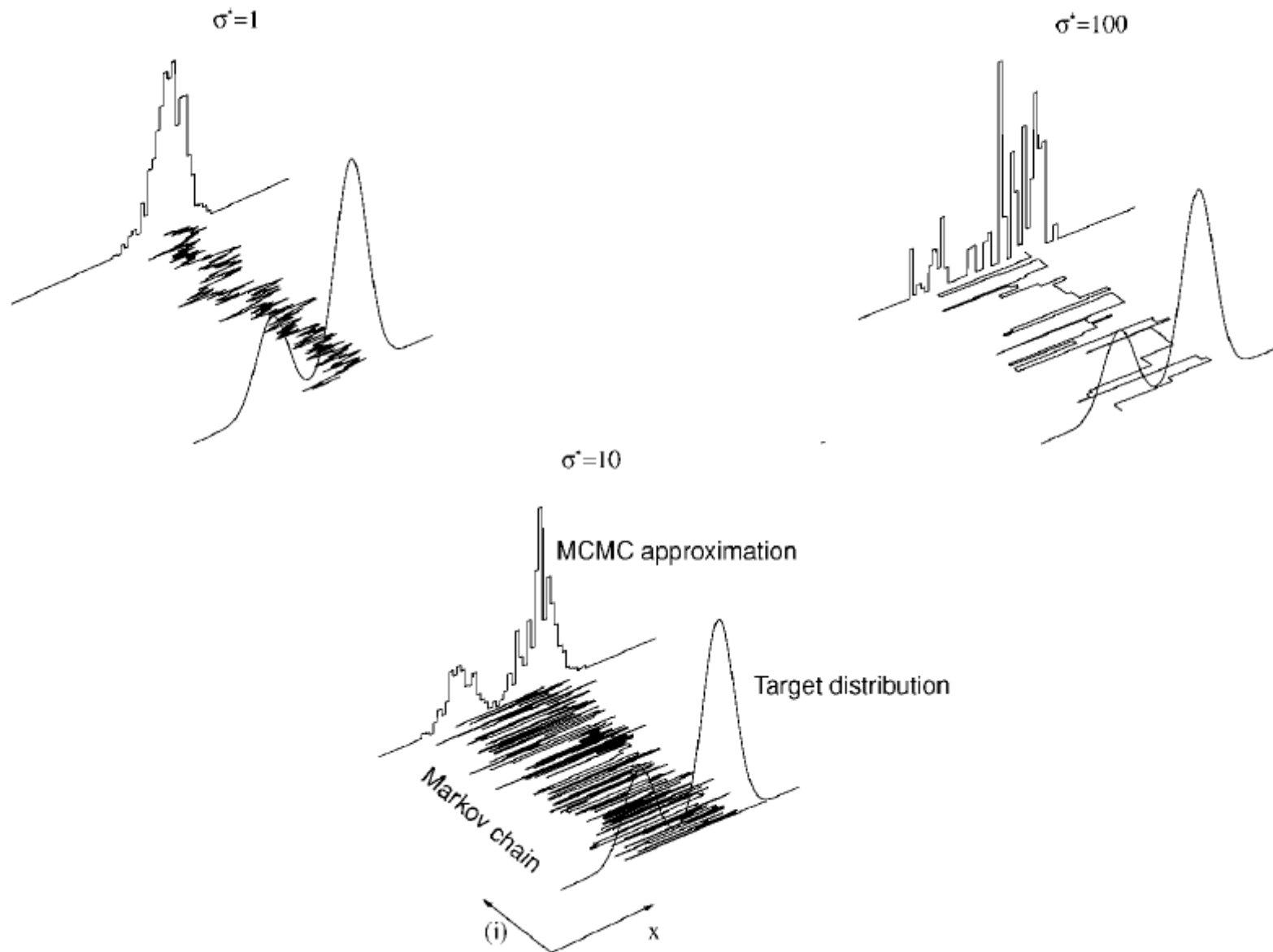
## An application for continuous distributions



Bimodal target distribution:  $p(x) \propto 0.3 \exp(-0.2x^2) + 0.7 \exp(-0.2(x - 10)^2)$

$q(x | x^{(i)}) = N(x^{(i)}, 100)$ , 5000 iterations

# Good proposal distrib. is important





# HM on Combinatorial Sets

Let  $\mathcal{P} = \{x_1, \dots, x_n \mid x_1, \dots, x_n \text{ is a permutation of } (1, \dots, n) \text{ such that, } \sum_{j=1}^n jx_j > a\}$ , where  $a$  is a given constant.

Generate **uniformly distributed** samples from the set of permutations  $\mathcal{P}$ .

Let  $n=3$ , and  $a=12$ :  $\{1,2,3\}: 1+4+9=14$

$\{1,3,2\}: 1+6+6=13$

$\{2,3,1\}: 2+6+3=11$

$\{2,1,3\}: 2+2+9=13$

$\{3,1,2\}: 3+2+6=11$

$\{3,2,1\}: 3+4+3=10$

# HM on Combinatorial Sets

To define a simple Markov chain on  $\mathcal{P}$ , we need the concept of **neighboring elements** (permutations):

**Definition:** Two permutations are **neighbors**, if one results from the interchange of two of the positions of the other:

$(1,2,3,4)$  and  $(1,2,4,3)$  are neighbors.

$(1,2,3,4)$  and  $(1,3,4,2)$  are not neighbors.

# HM on Combinatorial Sets

Let  $N(i)$  be the number set of state  $i$ .

$$\text{Let } q(i, j) = P(j|i) = \begin{cases} \frac{1}{|N(i)|} & \text{if } j \in N(i). \\ 0 & \text{Otherwise} \end{cases}$$

$$\alpha(i, j) = \min \left( \frac{\pi_j q(j, i)}{\pi_i q(i, j)}, 1 \right) = \min \left( \frac{1}{N(j)}, \frac{1}{N(i)} \right) = \min \left( \frac{N(i)}{N(j)}, 1 \right)$$

$\Rightarrow$  the limit distribution of the Markov chain is uniform over  $\mathcal{P}$  with probabilities  $\frac{1}{|\mathcal{P}|}$

**That is what we wanted!**

# Gibbs Sampling: The Problem

Let  $\mathbf{x} = (x_1, \dots, x_n) \in \mathbb{R}^n$

Let  $p(x_1, \dots, x_n) \geq 0$  be a non-normalized distribution ( $\int p(x) \neq 1$ ,  $p(x) \geq 0$ ), and let  $A$  be a complicated set.

Suppose that we can generate samples from

$$P(X_i = x | X_j = x_j, \forall j \neq i)$$

$$\text{e.g. } P(X_3 = x_3 | X_1 = x_1, X_2 = x_2, X_4 = x_4, X_5 = x_5)$$

**Our goal** is to generate samples from

$$f(x_1, \dots, x_n) = \begin{cases} 0 & \text{if } \mathbf{x} \notin A \\ \frac{p(\mathbf{x})}{p(\mathbf{x} \in A)} & \text{if } \mathbf{x} \in A \end{cases}$$

# Gibbs Sampling: Pseudo Code

1. We are in  $\mathbf{x} = (x_1, \dots, x_n) \in A$
2. Draw a random state  $i \in \{1, \dots, n\}$  with prob.  $1/n$ .
3. Sample  $x$  from  $x \sim P(X_i = x | X_j = x_j, \forall j \neq i)$ .
4. Let  $\mathbf{y} = (x_1, \dots, x_{i-1}, x, x_{i+1}, \dots, x_n)$
5. If
  - $(x_1, \dots, x_{i-1}, x, x_{i+1}, \dots, x_n) \in A \Rightarrow x_i = x$ , accept this new state
  - $(x_1, \dots, x_{i-1}, x, x_{i+1}, \dots, x_n) \notin A \Rightarrow x_i$  stays in the old  $x_i$
6. New sample point:  $(x_1, \dots, x_n)$ . Go back to 2

# Gibbs Sampling: Theory

Consider the following HM sampler:

$$\begin{aligned}\text{Let } q(\mathbf{x}, \mathbf{y}) &= q(\overbrace{(x_1, \dots, x_n)}^{\mathbf{x}}, \overbrace{(x_1, \dots, x_{i-1}, x, x_{i+1}, x_n)}^{\mathbf{y}}) \\ &\doteq \frac{1}{n} P(X_i = x | X_j = x_j, \forall j \neq i) \\ &= \frac{1}{n} \frac{P(\mathbf{y})}{P(X_j = x_j, \forall j \neq i)}\end{aligned}$$

$$\text{and let } \alpha(\mathbf{x}, \mathbf{y}) = \min \left( \frac{f(\mathbf{y})q(\mathbf{y}, \mathbf{x})}{f(\mathbf{x})q(\mathbf{x}, \mathbf{y})}, 1 \right)$$

**Observation:** By construction, this **HM sampler** would sample from

$$f(x_1, \dots, x_n) = \begin{cases} 0 & \text{if } \mathbf{x} \notin A \\ \frac{p(\mathbf{x})}{p(\mathbf{x} \in A)} & \text{if } \mathbf{x} \in A \end{cases}$$

We will prove that this HM sampler = Gibbs sampler.

# Gibbs Sampling is a Special HM

**Theorem:** The Gibbs sampling is a special case of HM with

$$\alpha(\mathbf{x}, \mathbf{y}) = \begin{cases} 1 & \text{if } \mathbf{x} \in A, \mathbf{y} \in A \\ 0 & \text{if } \mathbf{x} \in A, \mathbf{y} \notin A \end{cases}$$

**Proof:**

By definition:  $f(x_1, \dots, x_n) = \begin{cases} 0 & \text{if } \mathbf{x} \notin A \\ \frac{p(\mathbf{x})}{p(\mathbf{x} \in A)} & \text{if } \mathbf{x} \in A \end{cases}$

$$\begin{aligned} \text{If } \mathbf{x} \in A, \mathbf{y} \in A \Rightarrow \frac{f(\mathbf{y})q(\mathbf{y}, \mathbf{x})}{f(\mathbf{x})q(\mathbf{x}, \mathbf{y})} &= \frac{\frac{p(\mathbf{y})}{p(\mathbf{y} \in A)}q(\mathbf{y}, \mathbf{x})}{\frac{p(\mathbf{x})}{p(\mathbf{x} \in A)}q(\mathbf{x}, \mathbf{y})} = \\ &= \frac{p(\mathbf{y})q(\mathbf{y}, \mathbf{x})}{p(\mathbf{x})q(\mathbf{x}, \mathbf{y})} = \frac{p(\mathbf{y}) \frac{1}{n} \frac{P(\mathbf{x})}{P(Y_j = y_j, j \neq i)}}{p(\mathbf{x}) \frac{1}{n} \frac{P(\mathbf{y})}{P(X_j = x_j, j \neq i)}} = \frac{p(\mathbf{y})p(\mathbf{x})}{p(\mathbf{x})p(\mathbf{y})} = 1 \end{aligned}$$

since  $P(X_j = x_j, j \neq i) = P(Y_j = y_j, j \neq i)$

# Gibbs Sampling is a Special HM

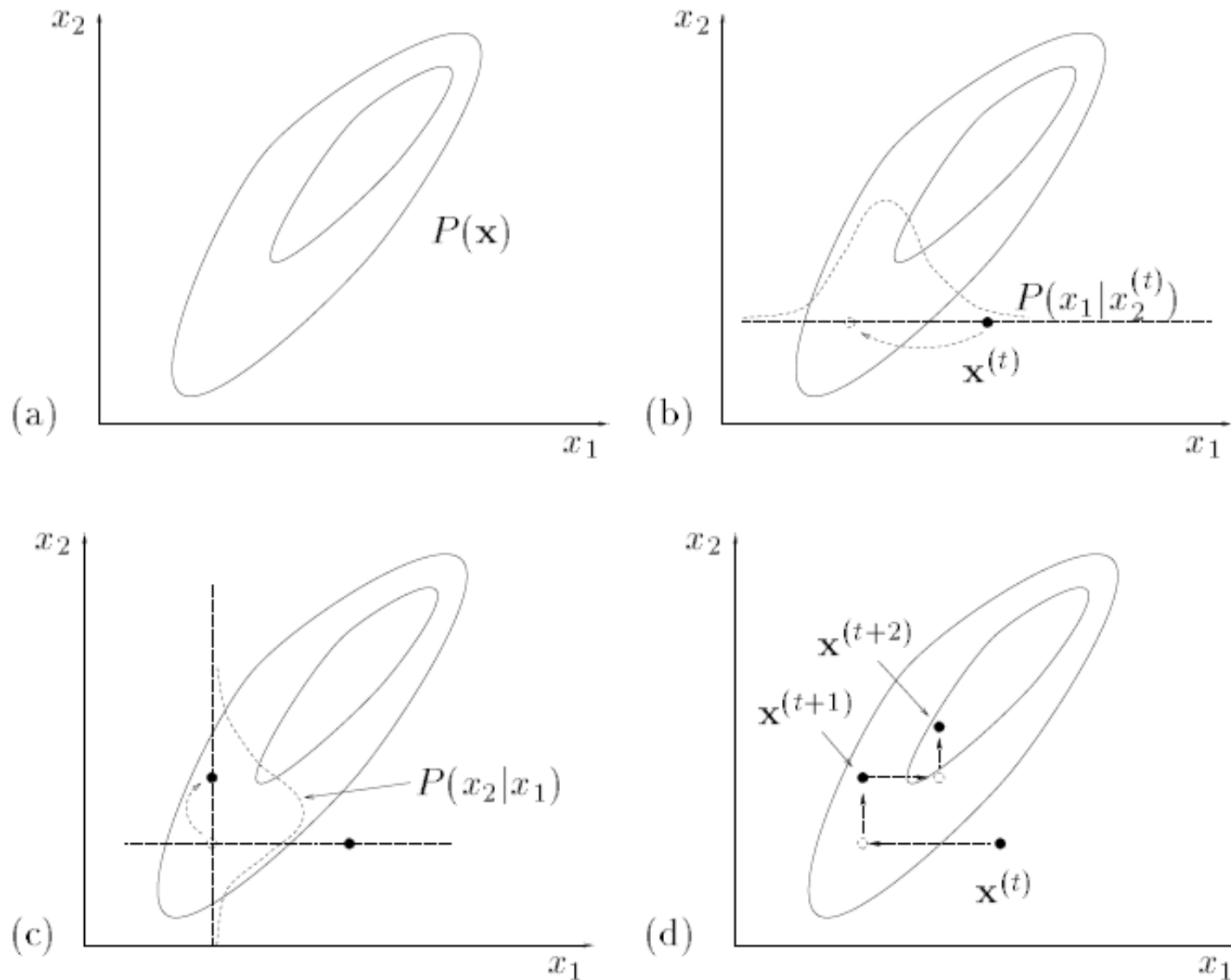
## Proof:

$$\text{If } \mathbf{x} \in A, \mathbf{y} \notin A \Rightarrow \frac{f(\mathbf{y})q(\mathbf{y}, \mathbf{x})}{f(\mathbf{x})q(\mathbf{x}, \mathbf{y})} = \frac{0q(\mathbf{y}, \mathbf{x})}{\frac{p(\mathbf{x})}{p(\mathbf{x} \in A)}q(\mathbf{x}, \mathbf{y})} = 0$$

$$\text{since } \alpha(\mathbf{x}, \mathbf{y}) = \begin{cases} 1 & \text{if } \mathbf{x} \in A, \mathbf{y} \in A \\ 0 & \text{if } \mathbf{x} \in A, \mathbf{y} \notin A \end{cases}$$



# Gibbs Sampling in Practice



# Simulated Annealing

# Simulated Annealing

Let  $\mathcal{A}$  be a huge finite set of vectors.

Let  $V : \mathcal{A} \rightarrow \mathbb{R}_+$ .

$V$  can have lots of local maximum points.

**Goal:** Find  $V^* = \max_{x \in \mathcal{A}} V(x)$

Let  $\mathcal{M} = \{x \in \mathcal{A} : V(x) = V^*\}$ , set of maximum points

# Simulated Annealing

Let  $\lambda > 0$  
$$P_\lambda(\mathbf{x}) = \frac{\exp(\lambda V(x))}{\sum_{\mathbf{x} \in \mathcal{A}} \exp(\lambda V(x))}$$

**Theorem:** 
$$P_\lambda(x) \xrightarrow{\lambda \rightarrow \infty} \frac{\delta(x, \mathcal{M})}{|\mathcal{M}|}$$

where  $\delta(x, \mathcal{M}) = 1$ , if  $x \in \mathcal{M}$ , and 0 otherwise.

**Proof:** 
$$P_\lambda(x) = \frac{\exp(\lambda(V(x) - V^*))}{|\mathcal{M}| + \sum_{\substack{\mathbf{x} \in \mathcal{A} \\ \mathbf{x} \notin \mathcal{M}}} \exp(\lambda(V(x) - V^*))}$$

$$(V(x) - V^*) \leq 0, \forall x$$

If  $(V(x) - V^*) < 0$ , then  $\exp(\lambda(V(x) - V^*)) \xrightarrow{\lambda \rightarrow \infty} 0$

# Simulated Annealing

## Main idea

- ❑ Let  $\lambda$  be big.
- ❑ Generate a Markov chain with limit distribution  $P_\lambda(x)$ .
- ❑ In long run, the Markov chain will jump among the maximum points of  $P_\lambda(x)$ .

Introduce the relationship of **neighboring vectors**:

For example, let  $x \in \mathcal{A}$ , and  $y \in \mathcal{A}$  be neighbors, if they only differ in one coordinate.

Let  $N(x)$  be the set of neighbors of  $x$

# Simulated Annealing

Let  $q(\mathbf{x}, \mathbf{y}) = P(\mathbf{y}|\mathbf{x}) = \frac{1}{|N(\mathbf{x})|}$  Uniform distribution

We want  $\pi(\mathbf{x}) = \exp(\lambda V(\mathbf{x}))$  limit distribution.

Use the Hastings- Metropolis sampling:

$$\begin{aligned}\alpha(\mathbf{x}, \mathbf{y}) &= \min \left( \frac{\pi(\mathbf{y})q(\mathbf{y}, \mathbf{x})}{\pi(\mathbf{x})q(\mathbf{x}, \mathbf{y})}, 1 \right) \\ &= \min \left( 1, \frac{\exp(\lambda V(\mathbf{y}))|N(\mathbf{y})|}{\exp(\lambda V(\mathbf{x}))|N(\mathbf{x})|} \right)\end{aligned}$$

# Simulated Annealing: Pseudo Code

- 1) At iteration  $t$  we are in  $\mathbf{x}(t) \in \mathcal{A}$
- 2) Let  $\mathbf{z} \in \mathcal{A}$  be a neighbor of  $\mathbf{x}(t)$ .  
drawn from uniform distribution  $(\frac{1}{|N(\mathbf{x}(t))|})$ .
- 3) Let  $u \sim U_{[0,1]}$
- 4) If  $u < \alpha(\mathbf{x}(t), \mathbf{z}) \Rightarrow \mathbf{x}(t+1) = \mathbf{z}$   
With prob.  $\alpha$  accept the new state  
If  $u \geq \alpha(\mathbf{x}(t), \mathbf{z}) \Rightarrow \mathbf{x}(t+1) = \mathbf{x}(t)$   
with prob.  $(1-\alpha)$  don't accept and stay
- 5) Back to 2

# Simulated Annealing: Special case

$$\text{If } |N(\mathbf{z})| = |N(\mathbf{x})| \quad \forall \mathbf{x}, \mathbf{z} \in \mathcal{A} \\ \Rightarrow \alpha(\mathbf{x}, \mathbf{z}) = \min \left\{ 1, \exp(\lambda(V(\mathbf{z}) - V(\mathbf{x}))) \right\}$$

In this special case:

4)

$$\text{If } V(\mathbf{z}) \geq V(\mathbf{x}(t)) \Rightarrow \mathbf{x}(t+1) = \mathbf{z}$$

With prob.  $\alpha=1$  accept the new state since  
we increased  $V$

$$\text{If } V(\mathbf{z}) < V(\mathbf{x}(t)) \Rightarrow \begin{cases} \exp\{\lambda[V(\mathbf{z}) - V(\mathbf{x}(t))]\} = \alpha < 1 \\ \text{with prob. } 1 - \alpha: \mathbf{x}(t+1) = \mathbf{x}(t) \\ \text{with prob. } \alpha: \text{ accept } \mathbf{z}, \mathbf{x}(t+1) = \mathbf{z} \end{cases}$$



# Simulated Annealing: Problems

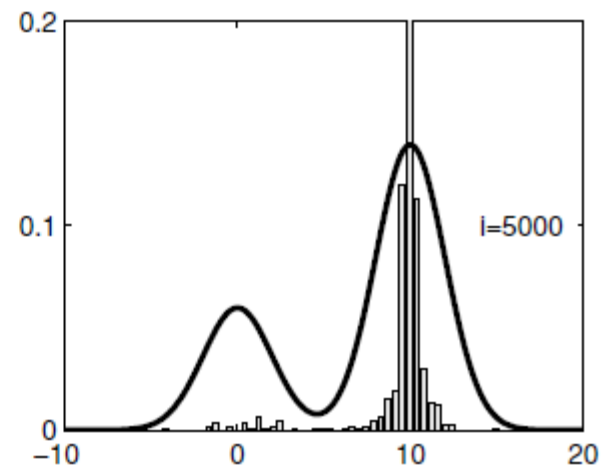
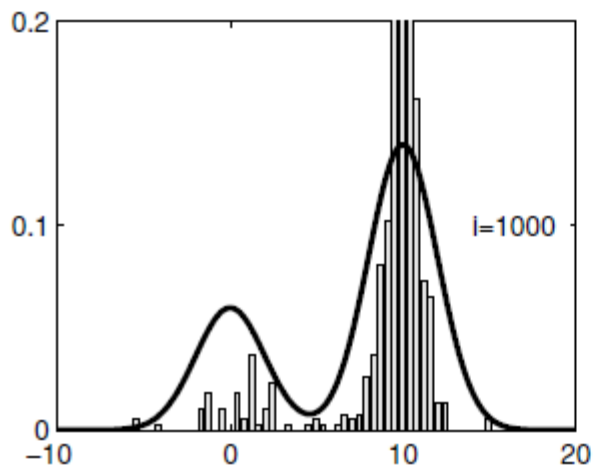
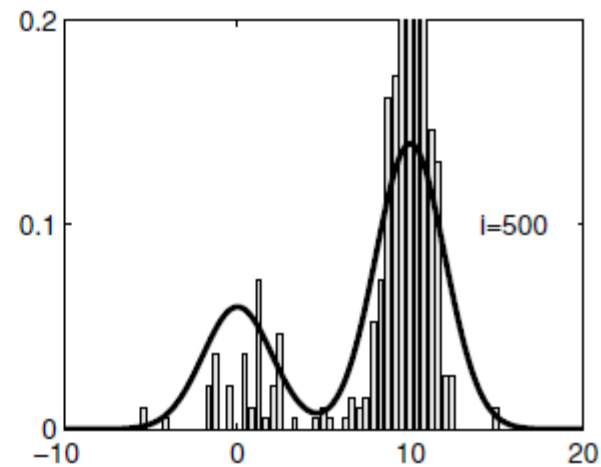
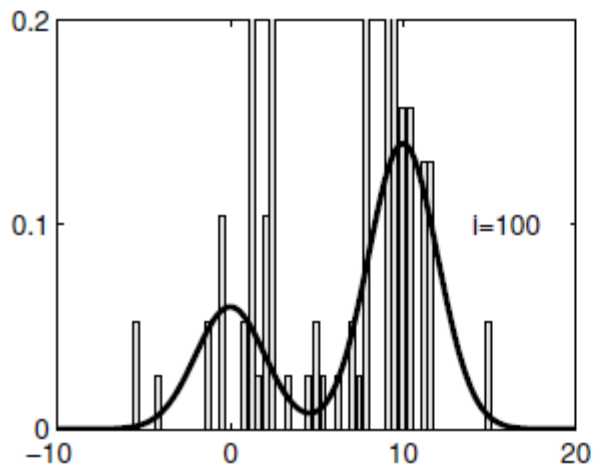
- If  $V(\mathbf{z}) < V(\mathbf{x}(t))$ , then the probability to move to  $\mathbf{z}$  is exp small.
- If  $\lambda$  is big and  $\mathbf{x}(t)$  is a local maximum, then it might take a looong time to get to a new  $\mathbf{z}$  from  $\mathbf{x}(t)$ .
- Nonetheless, we need big  $\lambda$  to find the set  $\mathcal{M}$ .
- Solution: Increase  $\lambda$  slowly, e.g.  $\lambda_t = c \log(1 + t)$ ,  $c > 0$

# Simulated Annealing

Temperature =  $1/\lambda$



# Simulated Annealing



# Monte Carlo EM

**E Step:**

$$Q(\theta) = \int_{\mathcal{X}_h} \log(p(x_h, x_v \mid \theta)) p(x_h \mid x_v, \theta^{(\text{old})}) dx_h,$$

**Monte Carlo EM:**

Generate samples from  $P(x_h \mid x_v, \theta^{old})$ .

**Then the integral can be approximated! 😊**

# Monte Carlo EM

1. Initialise  $(x_h^{(0)}, \theta^{(0)})$  and set  $i = 0$ .

2. Iteration  $i$  of EM

- Sample  $\{x_h^{(j)}\}_{j=1}^{N_i}$  with any suitable MCMC algorithm. For example, one could use an MH algorithm with acceptance probability

$$\mathcal{A} = \min \left\{ 1, \frac{p(x_v | x_h^*, \theta^{(i-1)}) p(x_h^* | \theta^{(i-1)}) q(x_h^{(j)} | x_h^*)}{p(x_v | x_h^{(j)}, \theta^{(i-1)}) p(x_h^{(j)} | \theta^{(i-1)}) q(x_h^* | x_h^{(j)})} \right\}$$

- **E step:** Compute

$$\hat{Q}(\theta) = \frac{1}{N_i} \sum_{j=1}^{N_i} \log p(x_h^{(j)}, x_v | \theta)$$

- **M step:** Maximise  $\theta^{(i)} = \arg \max_{\theta} \hat{Q}(\theta)$ .

3.  $i \leftarrow i + 1$  and go to 2.

Thanks for the Attention! 😊