

# **Directed Graphical Models**

Seung-Hoon Na

Chonbuk National University

# Directed Graphical Models

- a GM whose graph is a DAG
  - **Bayesian networks**
  - **Belief networks**
  - **Causal networks**
- But, nothing inherently “Bayesian”, “subjective” (belief), or “causal”

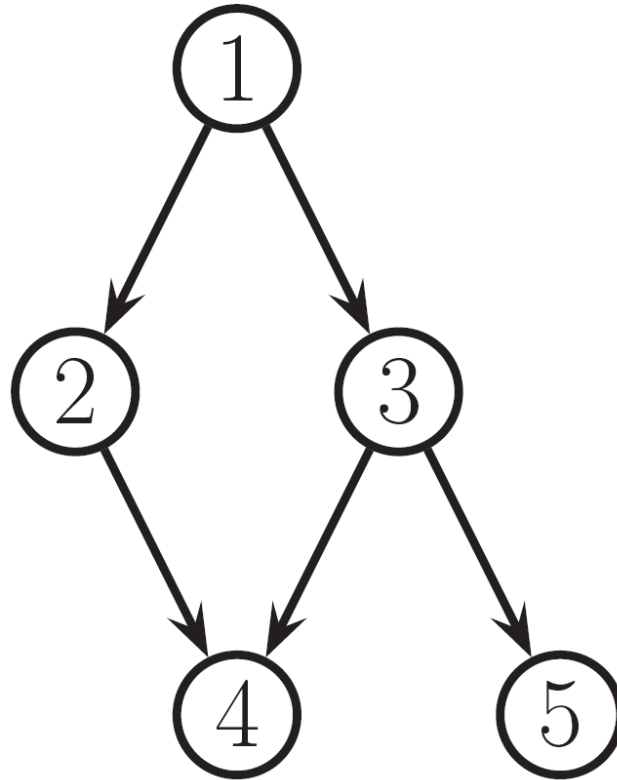
# Directed Graphical Models

- **The ordered Markov property**
  - Node only depends on its immediate parents, not on all predecessors in the ordering

$$x_s \perp \mathbf{X}_{\text{pred}(s) \setminus \text{pa}(s)} \mid \mathbf{X}_{\text{pa}(s)}$$

$$p(\mathbf{x}_{1:V} | G) = \prod_{t=1}^V p(x_t | \mathbf{x}_{\text{pa}(t)})$$

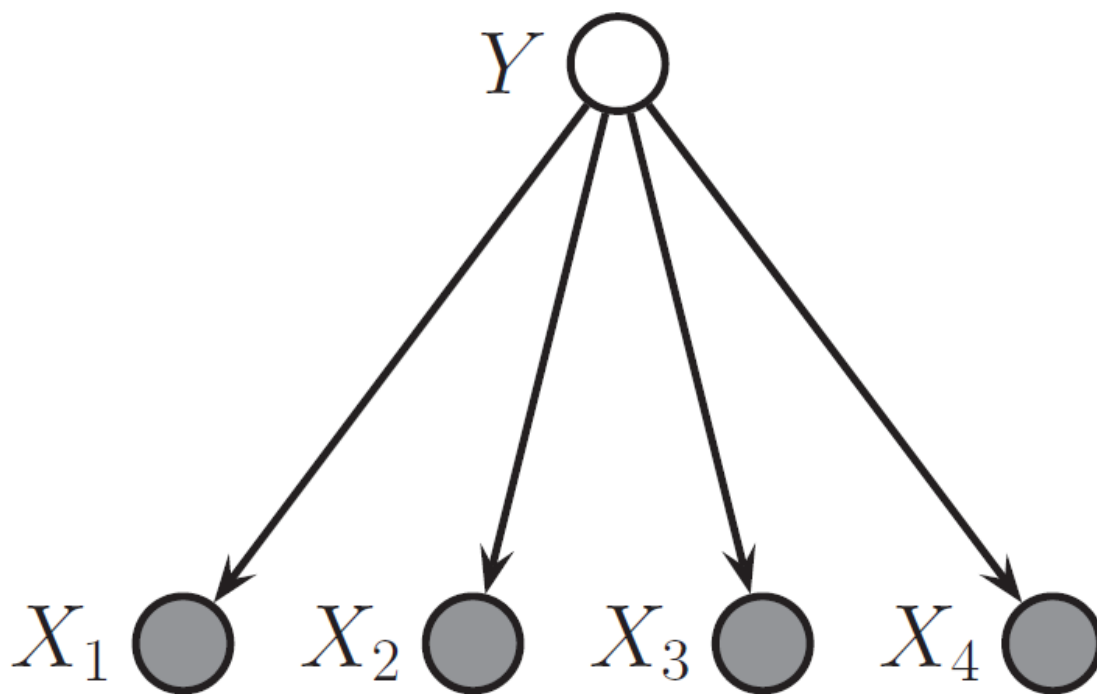
# Directed Graphical Models



$$\begin{aligned} p(\mathbf{x}_{1:5}) &= p(x_1)p(x_2|x_1)p(x_3|x_1, \cancel{x_2})p(x_4|\cancel{x_1}, x_2, x_3)p(x_5|\cancel{x_1}, \cancel{x_2}, x_3, \cancel{x_4}) \\ &= p(x_1)p(x_2|x_1)p(x_3|x_1)p(x_4|x_2, x_3)p(x_5|x_3) \end{aligned}$$

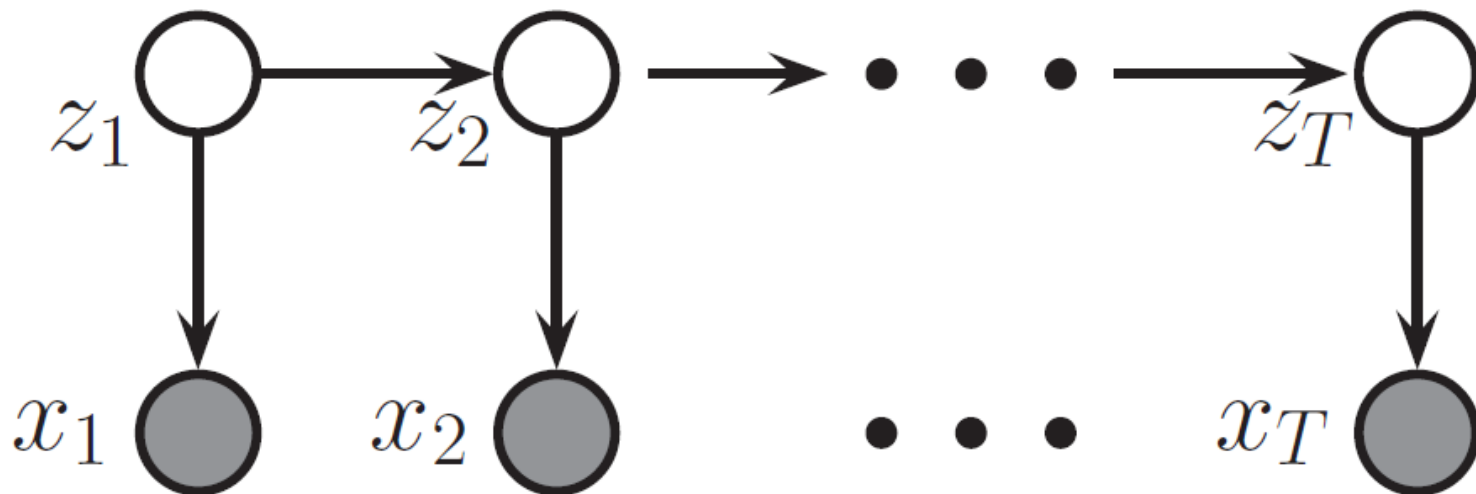
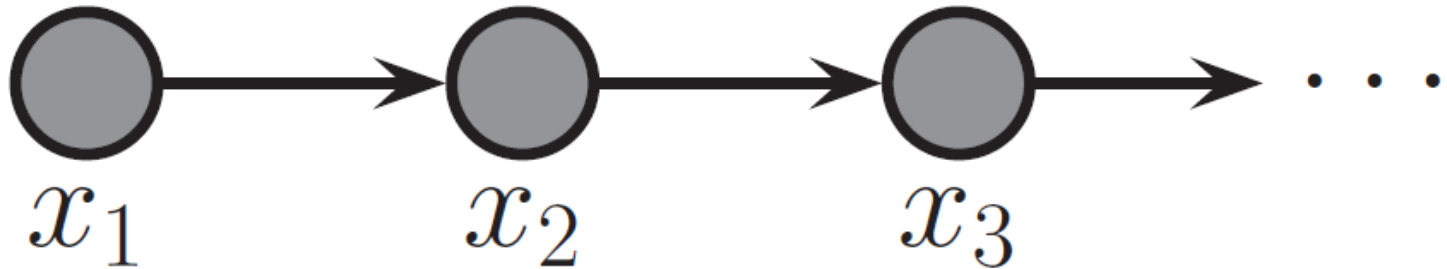
# Directed Graphical Models: Examples

- Naive Bayes classifiers



# Directed Graphical Models: Examples

- Markov and hidden Markov models



# Directed Graphical Models: Examples

- **Directed Gaussian graphical models**

- Also, called **Gaussian Bayes net**
- Use a **linear gaussian CPD**:

$$p(x_t | \mathbf{x}_{\text{pa}(t)}) = \mathcal{N}(x_t | \mu_t + \mathbf{w}_t^T \mathbf{x}_{\text{pa}(t)}, \sigma_t^2)$$

- The directed GGM means the joint distribution:

$$p(\mathbf{x}) = \mathcal{N}(\mathbf{x} | \boldsymbol{\mu}, \boldsymbol{\Sigma})$$

- We can derive  $\boldsymbol{\mu}, \boldsymbol{\Sigma}$  from the CPD parameters

# Inference

- Computing the **posterior distribution** of the unknowns given the knowns:

$$p(\mathbf{x}_h | \mathbf{x}_v, \boldsymbol{\theta}) = \frac{p(\mathbf{x}_h, \mathbf{x}_v | \boldsymbol{\theta})}{p(\mathbf{x}_v | \boldsymbol{\theta})} = \frac{p(\mathbf{x}_h, \mathbf{x}_v | \boldsymbol{\theta})}{\sum_{\mathbf{x}'_h} p(\mathbf{x}'_h, \mathbf{x}_v | \boldsymbol{\theta})}$$

- **Marginalizing out** the nuisance variables, when only some of the hidden variables are of interest to us:

$$p(\mathbf{x}_q | \mathbf{x}_v, \boldsymbol{\theta}) = \sum_{\mathbf{x}_n} p(\mathbf{x}_q, \mathbf{x}_n | \mathbf{x}_v, \boldsymbol{\theta})$$

# Learning

- Computing a MAP estimate of the parameters given data:

$$\hat{\boldsymbol{\theta}} = \operatorname{argmax}_{\boldsymbol{\theta}} \sum_{i=1}^N \log p(\mathbf{x}_{i,v} | \boldsymbol{\theta}) + \log p(\boldsymbol{\theta})$$

- With a Bayesian view, the parameters are unknown variables and should also be inferred.  
➔ No distinction between inference and learning

# Learning from complete data

- If all the variables are fully observed in each case, so there is no missing data and there are no hidden variables, we say the data is **complete**.

$$p(\mathcal{D}|\boldsymbol{\theta}) = \prod_{i=1}^N p(\mathbf{x}_i|\boldsymbol{\theta}) = \prod_{i=1}^N \prod_{t=1}^V p(x_{it}|\mathbf{x}_{i,\text{pa}(t)}, \boldsymbol{\theta}_t) = \prod_{t=1}^V p(\mathcal{D}_t|\boldsymbol{\theta}_t)$$

- Assume that the prior factorizes:

$$p(\boldsymbol{\theta}) = \prod_{t=1}^V p(\boldsymbol{\theta}_t)$$

- Then, the posterior also factorizes

$$p(\boldsymbol{\theta}|\mathcal{D}) \propto p(\mathcal{D}|\boldsymbol{\theta})p(\boldsymbol{\theta}) = \prod_{t=1}^V p(\mathcal{D}_t|\boldsymbol{\theta}_t)p(\boldsymbol{\theta}_t)$$

# Learning from complete data: Example

- All CPDs are tabular, formally given:

$$x_t | \mathbf{x}_{\text{pa}(t)} = c \sim \text{Cat}(\boldsymbol{\theta}_{tc})$$

$$\theta_{tck} \triangleq p(x_t = k | \mathbf{x}_{\text{pa}(t)} = c)$$

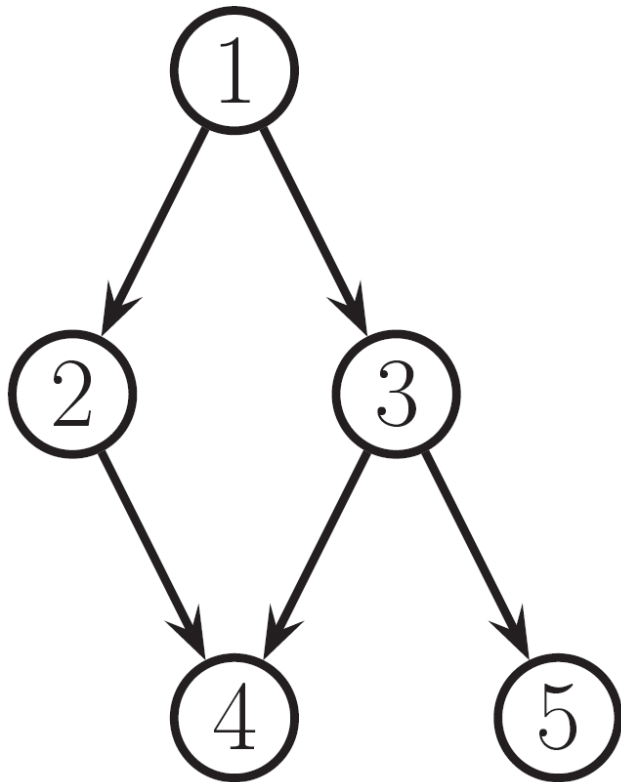
- Prior:  $\boldsymbol{\theta}_{tc} \sim \text{Dir}(\boldsymbol{\alpha}_{tc})$
- Posterior:  $\boldsymbol{\theta}_{tc} | \mathcal{D} \sim \text{Dir}(\mathbf{N}_{tc} + \boldsymbol{\alpha}_{tc})$

$$\bar{\theta}_{tck} = \frac{N_{tck} + \alpha_{tck}}{\sum_{k'} (N_{tck'} + \alpha_{tck'})}$$

$$N_{tck} \triangleq \sum_{i=1}^N \mathbb{I}(x_{i,t} = k, x_{i,\text{pa}(t)} = c)$$

the sufficient statistics

# Learning from complete data: Example



$x_1$	$x_2$	$x_3$	$x_4$	$x_5$
0	0	1	0	0
0	1	1	1	1
1	1	0	1	0
0	1	1	0	0
0	1	1	1	0

# Learning from complete data: Example

- For the  $t=4$  node under a Dirichlet prior with  $\alpha_{ick} = 1$

$x_2$	$x_3$	$N_{tck=1}$	$N_{tck=0}$	$\bar{\theta}_{tck=1}$	$\bar{\theta}_{tck=0}$
0	0	0	0	1/2	1/2
1	0	1	0	2/3	1/3
0	1	0	1	1/3	2/3
1	1	2	1	3/5	2/5

# Learning from missing and/or latent variables

- Bayesian inference of the parameters is even harder
- Approximate inference techniques are required
  - Variational inference
  - MCMC

# Conditional independence properties of DGMs

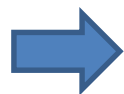
$$\mathbf{x}_A \perp_G \mathbf{x}_B | \mathbf{x}_C$$

- if  $A$  is independent of  $B$  given  $C$  in the graph  $G$
- $I(G)$ : the set of all such CI statements encoded by  $G$
- $I(p)$ : the set of all CI statements that hold for  $p$
- **$G$  is an I-map for  $p$ :  $I(G) \subseteq I(p)$** 
  - The graph  $G$  does not make any assertions of CI that are not true of the distribution  $p$ .

# Conditional independence properties of DGMs

- $G$  is a **minimal I-map** of  $p$ :  $G$  is an I-map of  $p$ , and if there is no  $G' \subseteq G$  which is an I-map of  $p$
- Define the CI properties of a DAG using d-separation

$$\mathbf{X}_A \perp_G \mathbf{X}_B \mid \mathbf{X}_E \iff A \text{ is } \mathbf{d\text{-}separated} \text{ from } B \text{ given } E$$



**Directed global Markov property (G)**

# Conditional independence properties of DGMs

- The directed local Markov property (L)

$$t \perp \text{nd}(t) \setminus \text{pa}(t) | \text{pa}(t)$$

$$\text{nd}(t) = \mathcal{V} \setminus \{t \cup \text{desc}(t)\}$$

 The non-descendants of a node  $t$

- Ordered Markov property (O)


$$t \perp \text{pred}(t) \setminus \text{pa}(t) | \text{pa}(t)$$

# Conditional independence properties of DGMs

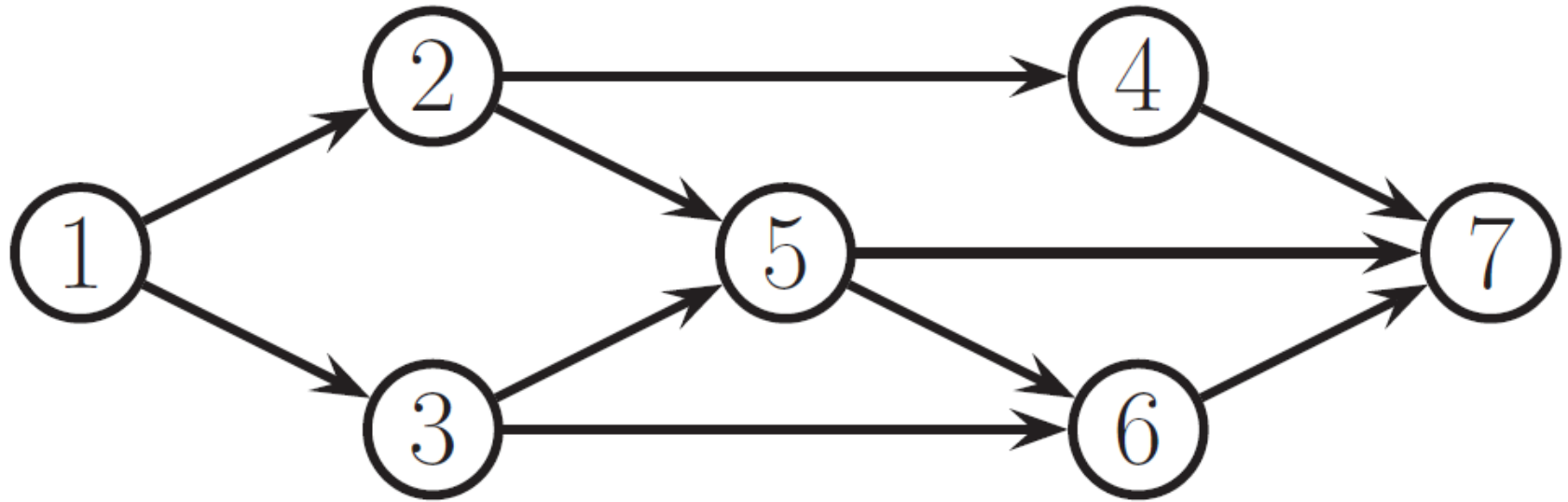
- All these Markov properties (G, L, O)  
are equivalent

$$G \implies L \implies O$$

$$O \implies L \implies G$$

 although it looks less obvious

# D-separation: Example



$$x_2 \perp x_6 | x_5$$

$$x_2 \not\perp x_6 | x_5, x_7$$