

Exact Inference for Graphical Models

Seung-Hoon Na

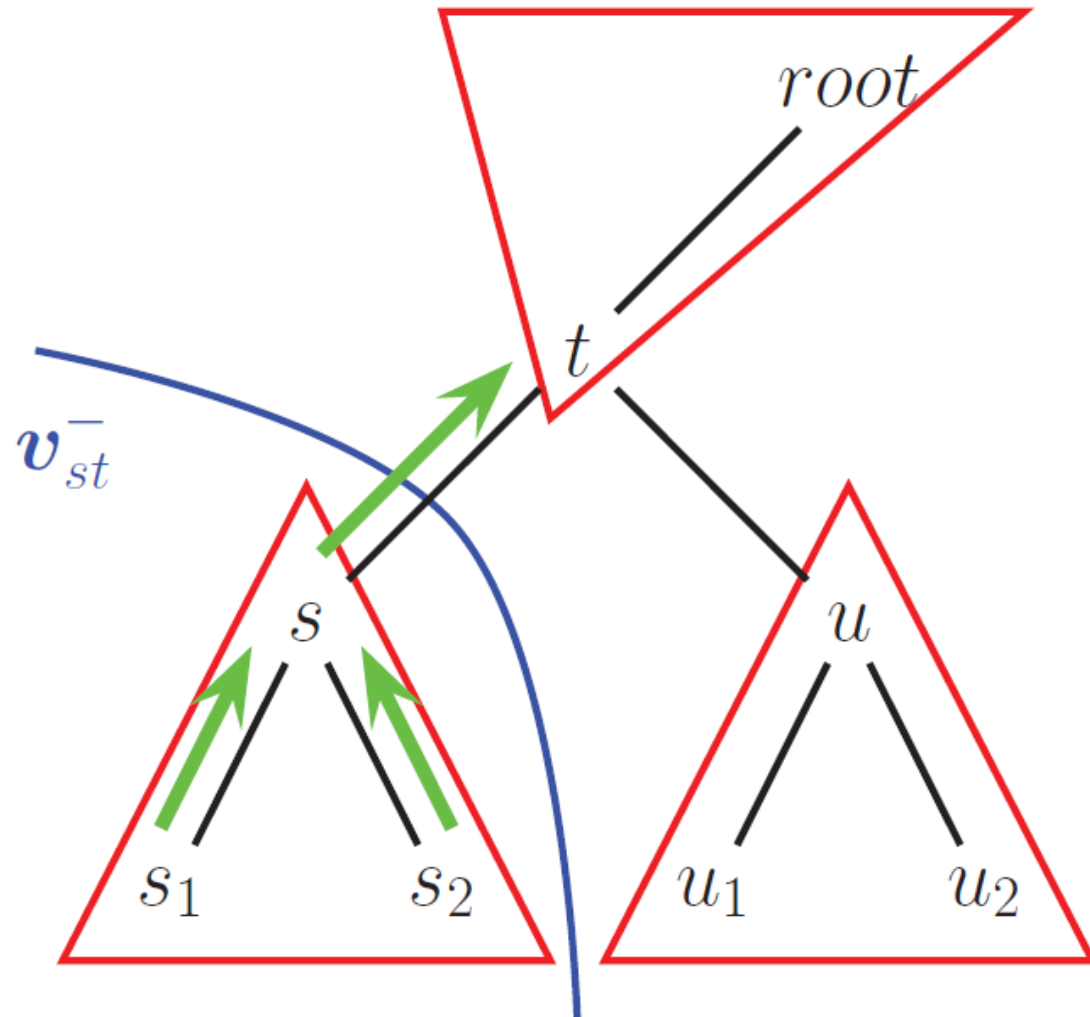
Chonbuk National University

Belief Propagation: Serial protocol

- Pairwise MRF
$$p(\mathbf{x}|\mathbf{v}) = \frac{1}{Z(\mathbf{v})} \prod_{s \in \mathcal{V}} \psi_s(x_s) \prod_{(s,t) \in \mathcal{E}} \psi_{s,t}(x_s, x_t)$$
- BP for **undirected trees**
 - Similar to forwards-backwards on chains.
 - Pick an arbitrary node and call it the root, r
 - 1) The **collect evidence** phase
 - Orient all edges away from r
 - Send messages up from the leaves to the root r
 - 2) The **distribute evidence** phase
 - Send back down from the root r

Belief Propagation: Serial protocol

- Collect-to-root phase



Belief Propagation: Serial protocol

- Compute **bottom-up belief state**

$$\text{bel}_t^-(x_t) \triangleq p(x_t | \mathbf{v}_t^-)$$

– \mathbf{v}_t^- : all the evidence at or below node t in tree

- We define the bottom-up belief state recursively.
- Suppose that given t 's children s, u and we computed (for induction):

$$m_{s \rightarrow t}^-(x_t) = p(x_t | \mathbf{v}_{st}^-)$$

all the evidence on the downstream side of the $s - t$ edge

$$m_{u \rightarrow t}^-(x_t) = p(x_t | \mathbf{v}_{ut}^-)$$

Bottom-up messages

Local evidence

- Then, the bottom-up belief state at t :

$$\text{bel}_t^-(x_t) \triangleq p(x_t | \mathbf{v}_t^-) = \frac{1}{Z_t} \psi_t(x_t) \prod_{c \in \text{ch}(t)} m_{c \rightarrow t}^-(x_t)$$

Belief Propagation: Serial protocol

- The bottom-up messages are computed by the belief states recursively

$$m_{s \rightarrow t}^-(x_t) = \sum_{x_s} \psi_{st}(x_s, x_t) \text{bel}_s^-(x_s)$$

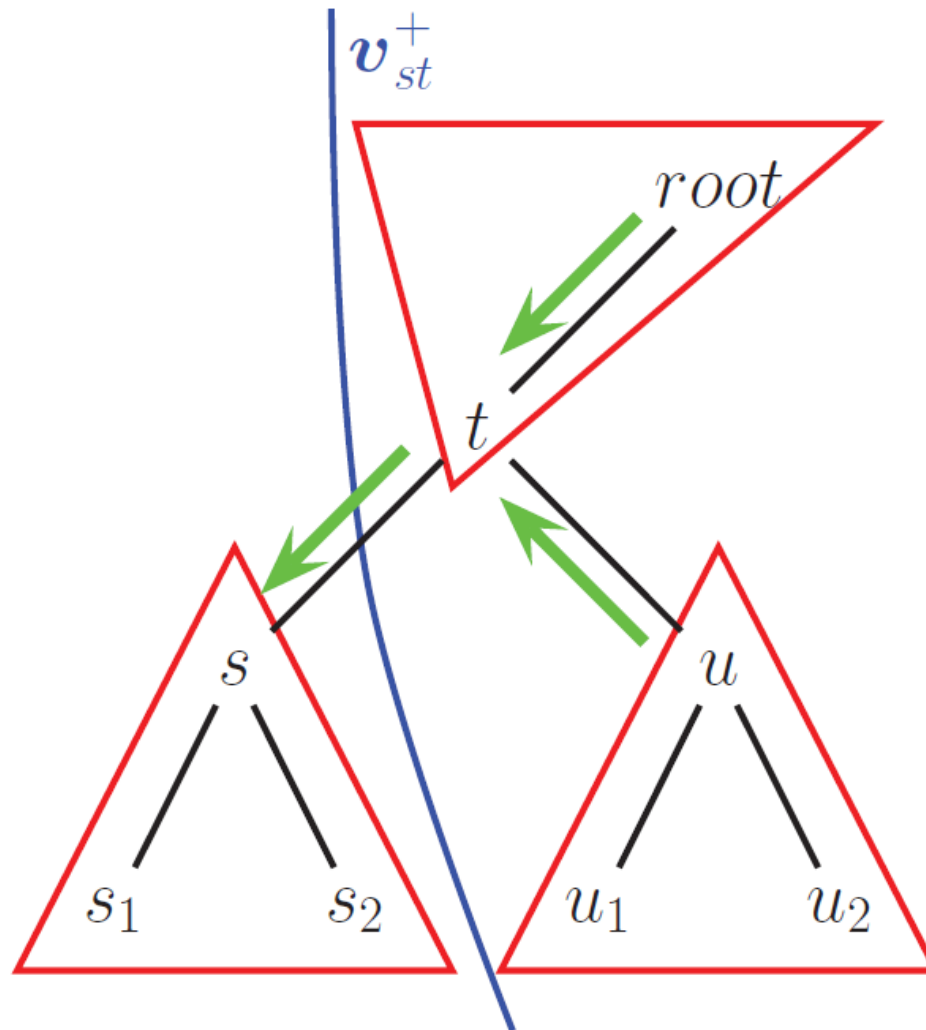
- Continue until we reach the root, we then compute the local belief state at the root:

$$\text{bel}_r(x_r) \triangleq p(x_r | \mathbf{v}) = p(x_r | \mathbf{v}_r^-) \propto \psi_r(x_r) \prod_{c \in \text{ch}(r)} m_{c \rightarrow r}^-(x_r)$$

- In addition, the probability of the evidence can be obtained: $p(\mathbf{v}) = \prod_t Z_t$

Belief Propagation: Serial protocol

- **Distribute-from-root phase**



Belief Propagation: Serial protocol

- Similarly, a top-down message is defined:

$$m_{t \rightarrow s}^+(x_s) \triangleq p(x_t | \mathbf{v}_{st}^+)$$

all the evidence on the upstream
(root) side of the $s - t$ edge

- The belief state for s is defined based on
 - 1) top-down messages coming to s
 - 2) the bottom-up belief for s

$$\text{bel}_s(x_s) \triangleq p(x_s | \mathbf{v}) \propto \text{bel}_s^-(x_s) \prod_{t \in \text{pa}(s)} m_{t \rightarrow s}^+(x_t)$$

Belief Propagation: Serial protocol

- Compute downward message in two different ways:
- **Belief updating**

$$m_{t \rightarrow s}^+(x_s) \triangleq p(x_s | \mathbf{v}_{st}^+) = \sum_{x_t} \psi_{st}(x_s, x_t) \frac{\text{bel}_t(x_t)}{m_{s \rightarrow t}^-(x_t)}$$

- **Sum-product**

$$m_{t \rightarrow s}^+(x_s) = \sum_{x_t} \psi_{st}(x_s, x_t) \psi_t(x_t) \prod_{c \in \text{ch}(t), c \neq s} m_{c \rightarrow t}^-(x_t) \prod_{p \in \text{pa}(t)} m_{p \rightarrow t}^+(x_t)$$

$$m_{t \rightarrow s}^+(x_s) = \sum_{x_t} \psi_{st}(x_s, x_t) \psi_t(x_t) m_{p \rightarrow t}^+(x_t) \quad \leftarrow$$

t only has one child s and one parent p

Belief Propagation: Parallel protocol

- Initialize all messages to all 1's vector
- In parallel, each node absorbs messages from its neighbors

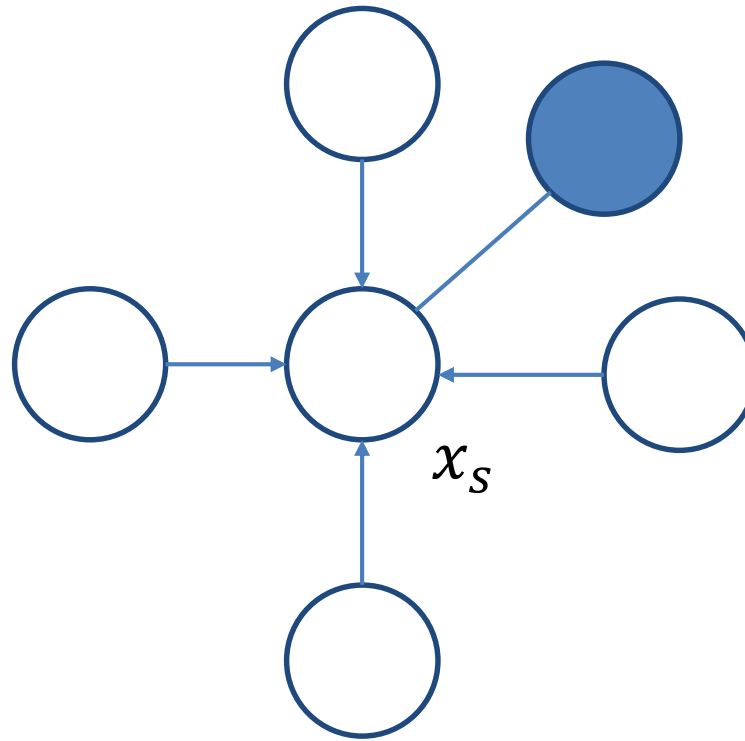
$$\text{bel}_s(x_s) \propto \psi_s(x_s) \prod_{t \in \text{nbr}_s} m_{t \rightarrow s}(x_s)$$

- In parallel, each node sends messages to its neighbors

$$m_{s \rightarrow t}(x_t) = \sum_{x_s} \left(\psi_s(x_s) \psi_{st}(x_s, x_t) \prod_{u \in \text{nbr}_s \setminus t} m_{u \rightarrow s}(x_s) \right)$$

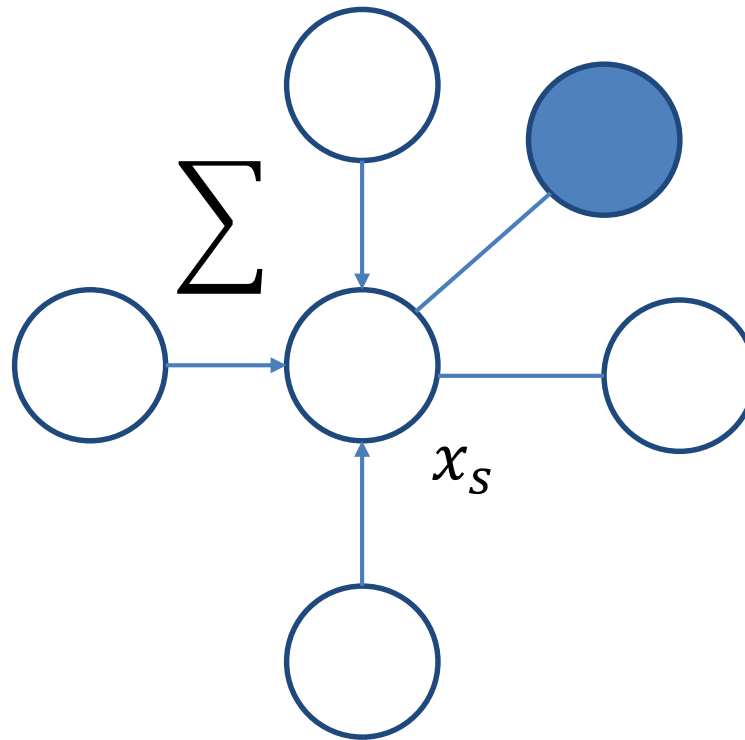
- Once converged, the local belief state $\text{bel}_s(x_s)$ the correct posterior marginal of x_s on some condition

Belief Propagation: Parallel protocol



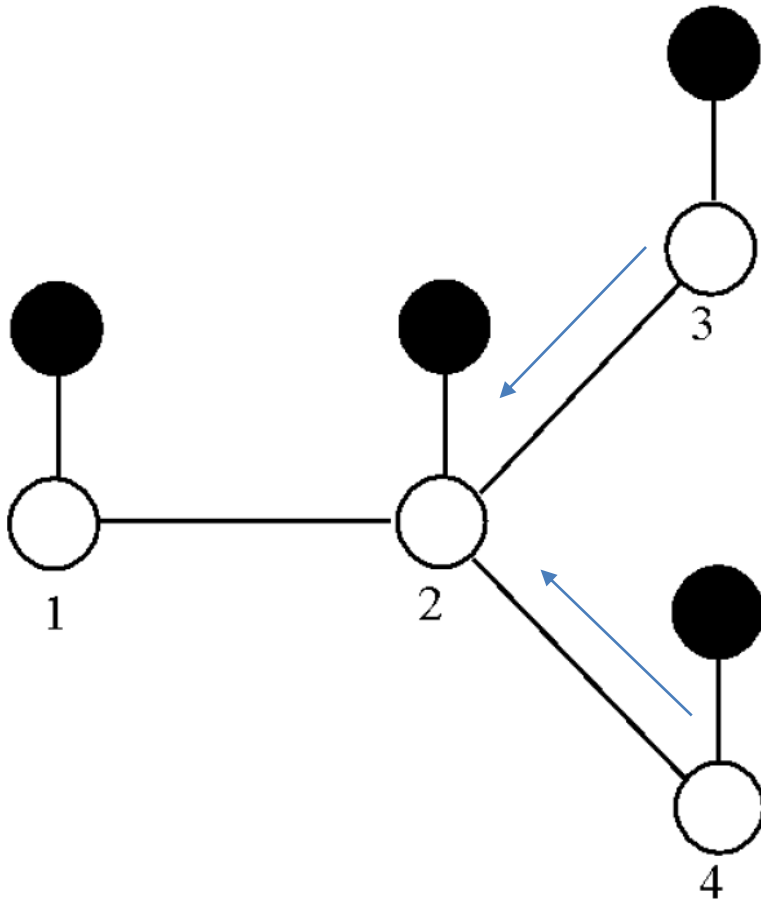
$$\text{bel}_s(x_s) \propto \psi_s(x_s) \prod_{t \in \text{nbr}_s} m_{t \rightarrow s}(x_s)$$

Belief Propagation: Parallel protocol



$$m_{s \rightarrow t}(x_t) = \sum_{x_s} \left(\psi_s(x_s) \psi_{st}(x_s, x_t) \prod_{u \in \text{nbr}_s \setminus t} m_{u \rightarrow s}(x_s) \right)$$

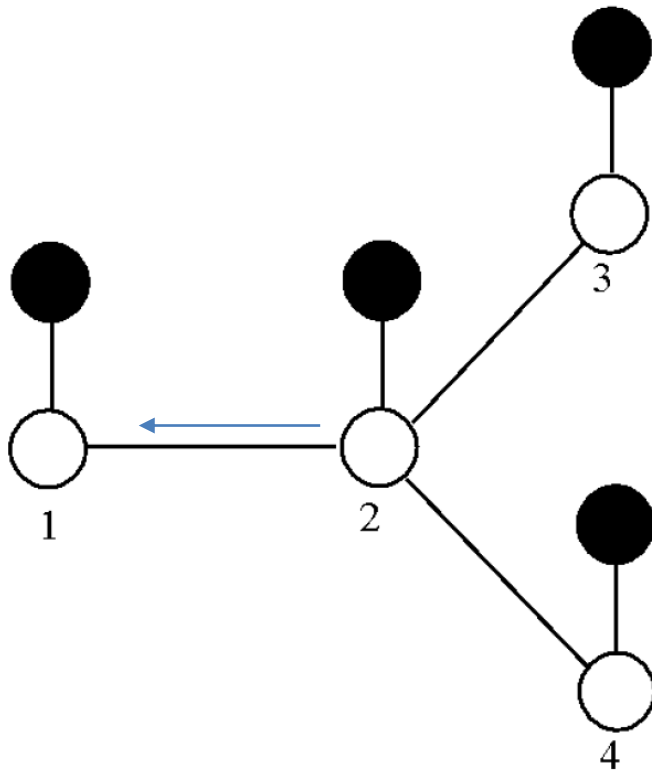
Belief Propagation: Example



$$m_{32}(x_2) = \sum_{x_3} \psi_3(x_3) \psi_{23}(x_2, x_3)$$

$$m_{42}(x_2) = \sum_{x_4} \psi_4(x_4) \psi_{24}(x_2, x_4)$$

Belief Propagation: Example



$$m_{21}(x_1) = \sum_{x_2} \psi_2(x_2) \psi_{12}(x_1, x_2) m_{32}(x_2) m_{42}(x_2)$$

$$bel_1(x_1) = k \psi_1(x_1) m_{21}(x_1)$$



$$bel_1(x_1) = p(x_1)$$

Local beliefs are marginal probabilities

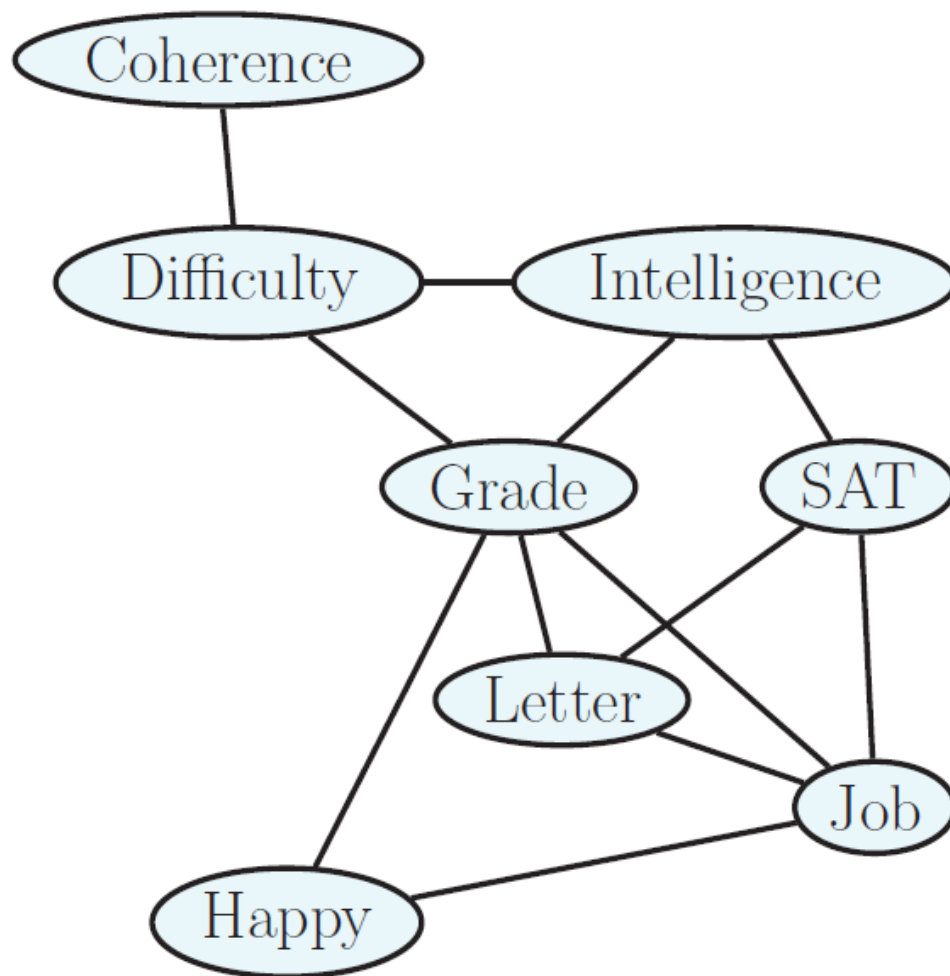
$$bel_1(x_1) = k \psi_1(x_1) \sum_{x_2} \psi_2(x_2) \psi_{12}(x_1, x_2) m_{32}(x_2) m_{42}(x_2)$$

$$bel_1(x_1) = k \psi_1(x_1) \sum_{x_2} \psi_2(x_2) \psi_{12}(x_1, x_2) \sum_{x_3} \psi_3(x_3) \psi_{23}(x_2, x_3) \sum_{x_4} \psi_4(x_4) \psi_{24}(x_2, x_4)$$

Max-Product

- Replacing the \sum operator with the max operator
- So compute the local MAP marginal of each node
- Generalize the Viterbi algorithm to trees
 - Use max and argmax in the collect-to-root phase
 - Perform traceback in the distribute-from-root phase

Variable Elimination

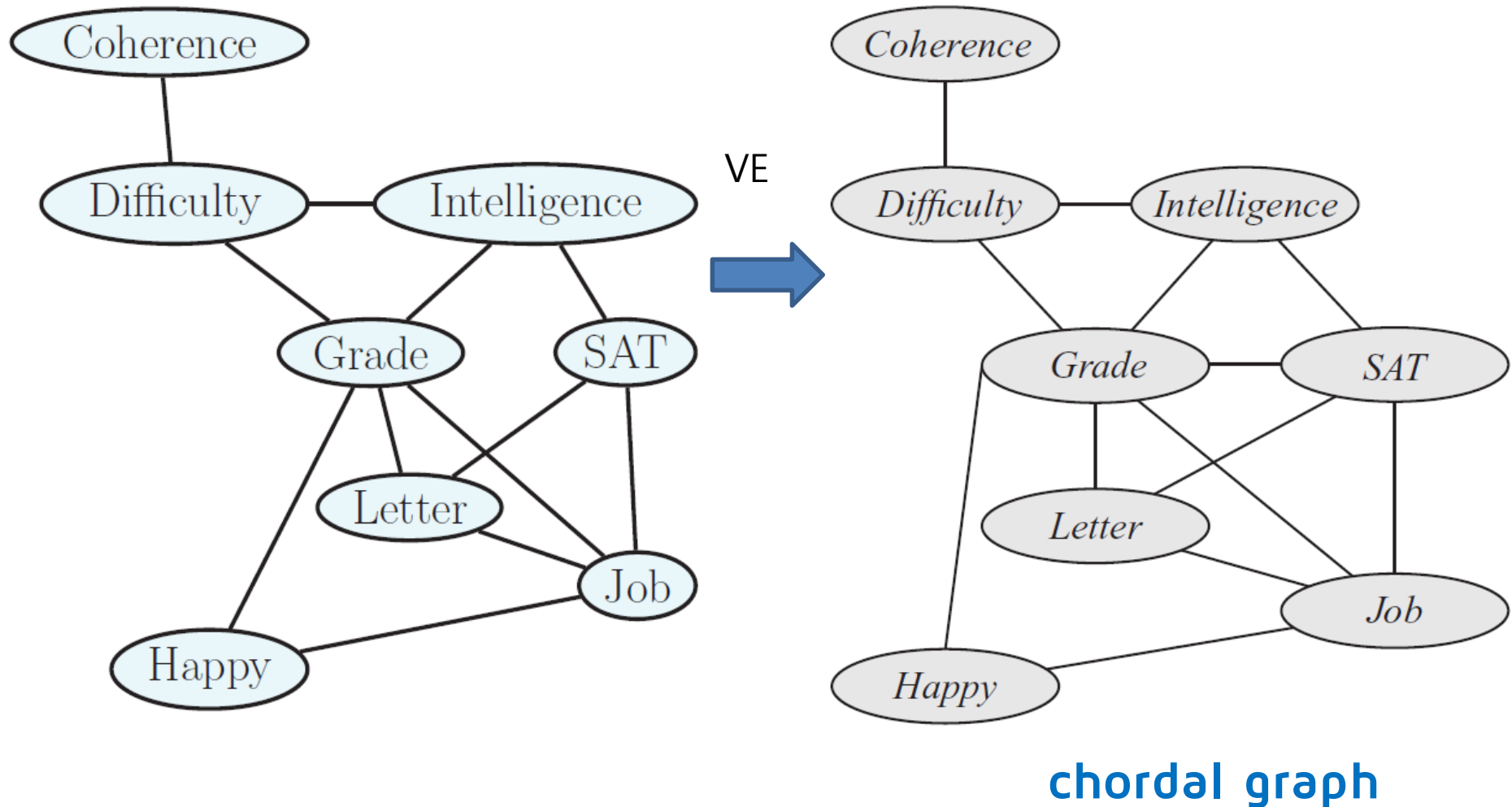


$$p(J) = \sum_L \sum_S \sum_G \sum_H \sum_I \sum_D \sum_C p(C, D, I, G, S, L, J, H)$$

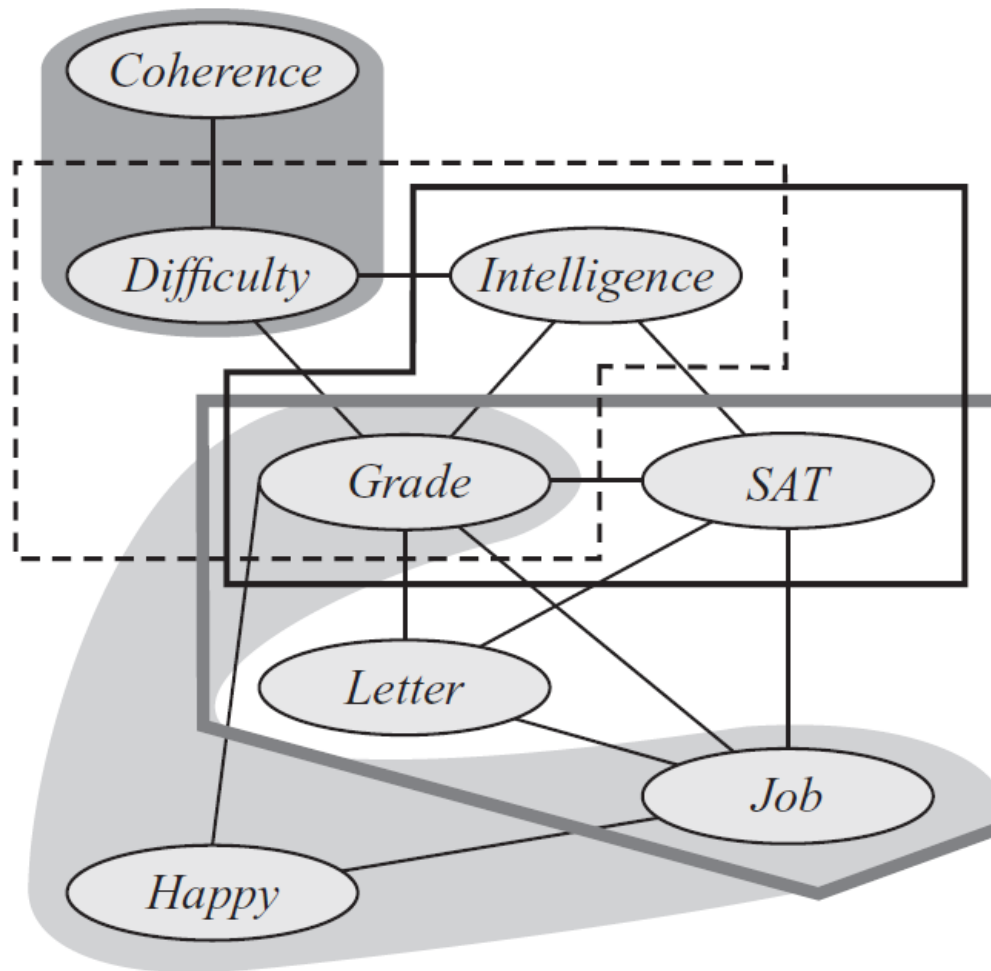
Junction Tree Algorithm

- First run the VE algorithm “symbolically”, adding fill-in edges as we go, according to a given elimination ordering → **chordal graph**
- Extract the maximal cliques of a chordal graph
- Arrange the cliques of a chordal graph into a **junction tree**
 - Enjoys the **running intersection property (RIP)**
 - Any subset of nodes containing a given variable forms a connected component

Junction Tree Algorithm



Junction Tree Algorithm



Maximal cliques

Junction tree



Separating set

Junction Tree Algorithm

- Very similar to belief propagation on a tree
- The sum-product form: **Shafer-Shenoy** algorithm
- The belief updating form: the **Hugin** or the **Lauritzen-Spiegelhalter** algorithm

$$p(\mathbf{x}) = \frac{1}{Z} \prod_{c \in \mathcal{C}(G)} \psi_c(\mathbf{x}_c)$$

$$p(\mathbf{x}) = \frac{\prod_{c \in \mathcal{C}(T)} \psi_c(\mathbf{x}_c)}{\prod_{s \in \mathcal{S}(T)} \psi_s(\mathbf{x}_s)}$$

Junction Tree Algorithm

- Initialization
 - $\psi_{s_i} = 1$ for all separators and $\psi_{c_i} = 1$ for all cliques
 - for each clique $c \in \mathcal{C}(G)$, find a clique in the junction tree $c' \in \mathcal{C}(T)$, which contains it, $c' \supseteq c$
 - Then, multiply ψ_c onto $\psi_{c'}$: $\psi_{c'} = \psi_{c'} \psi_c$
 - After doing this for all cliques in G , we have:


$$\prod_{c \in \mathcal{C}(T)} \psi_c(\mathbf{x}_c) = \prod_{c \in \mathcal{C}(G)} \psi_c(\mathbf{x}_c)$$

Junction Tree Algorithm

- **Collect-to-root phase:** upwards pass

$$m_{i \rightarrow j}(S_{ij}) = \sum_{C_i \setminus S_{ij}} \psi_i(C_i)$$

Once a node has received
messages from all its children

$$\psi_i(C_i) \propto \psi_i(C_i) \prod_{j \in \text{ch}_i} m_{j \rightarrow i}(S_{ij})$$


- At the root, $\psi_r(C_r)$ represents $p(\mathbf{x}_{C_r}|\mathbf{v})$:
 - Corresponds to the posterior over the nodes in clique C_r conditioned on all the evidence.
 - Its normalization constant: $p(\mathbf{v})/Z_0$

Junction Tree Algorithm

- **Distribute-from-root** phase: downwards pass

$$m_{i \rightarrow j}(S_{ij}) = \frac{\sum_{C_i \setminus S_{ij}} \psi_i(C_i)}{m_{j \rightarrow i}(S_{ij})}$$

Once a node has received a top-down message from its parent

$$\psi_j(C_j) \propto \psi_j(C_j) m_{i \rightarrow j}(S_{ij})$$

Junction Tree Algorithm

- Another equivalent algorithm is to store the messages inside separator potentials \rightarrow **Calibration**

Upwards

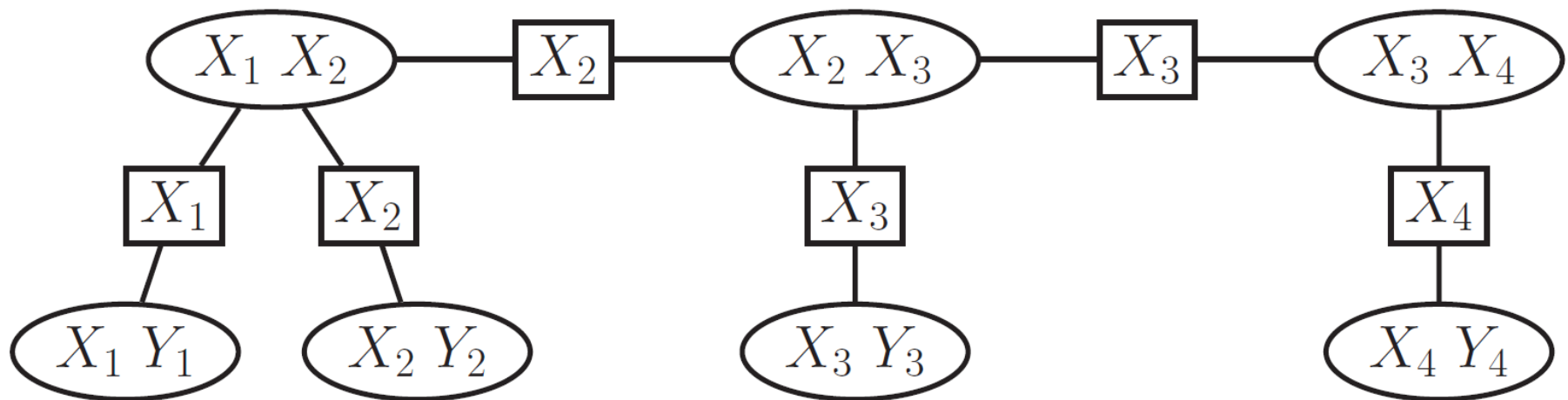
$$\left\{ \begin{array}{l} \psi_{ij}^*(S_{ij}) = \sum_{C_i \setminus S_{ij}} \psi_i(C_i) \\ \psi_j^*(C_j) \propto \psi_j(C_j) \frac{\psi_{ij}^*(S_{ij})}{\psi_{ij}(S_{ij})} \end{array} \right.$$

Downwards

$$\left\{ \begin{array}{l} \psi_{ij}^{**}(S_{ij}) = \sum_{C_i \setminus S_{ij}} \psi_i^*(C_i) \\ \psi_j^{**}(C_j) \propto \psi_j^*(C_j) \frac{\psi_{ij}^{**}(S_{ij})}{\psi_{ij}^*(S_{ij})} \end{array} \right.$$

Junction Tree Algorithm: Example

- The junction tree derived from an HMM/SSM of length $T = 4$



$$\psi_c(x_{t-1}, x_t) = p(x_t | x_{t-1}) \longleftarrow c = (X_{t-1}, X_t)$$

$$\psi_c(x_t, y_t) = p(y_t | x_t) \longleftarrow c = (X_t, Y_t)$$

Junction Tree Algorithm

- **Computational complexity:** $O(|\mathcal{C}|K^{w+1})$
 - All nodes are discrete with K states
 - $|\mathcal{C}|$: the number of cliques
 - w : the treewidth of the graph
 - The size of the largest clique minus 1
 - However, choosing a triangulation so as to minimize the treewidth is NP-hard

Computational intractability of exact inference in the worst case

- VE and JTA's time complexity
 - Exponential in the treewidth of a graph
 - But, the treewidth can be $O(\text{number of nodes})$ in the worst case
 - So, exponential in the problem size
- In fact, exact inference is #P-hard (Roth 1996), which is even harder than NP-hard
 - The intuitive reason is that to compute the normalizing constant Z , we have to *count* how many satisfying assignments there are
- MAP estimation is provably easier for some model classes
 - it only requires finding one satisfying assignment, not counting all of them