

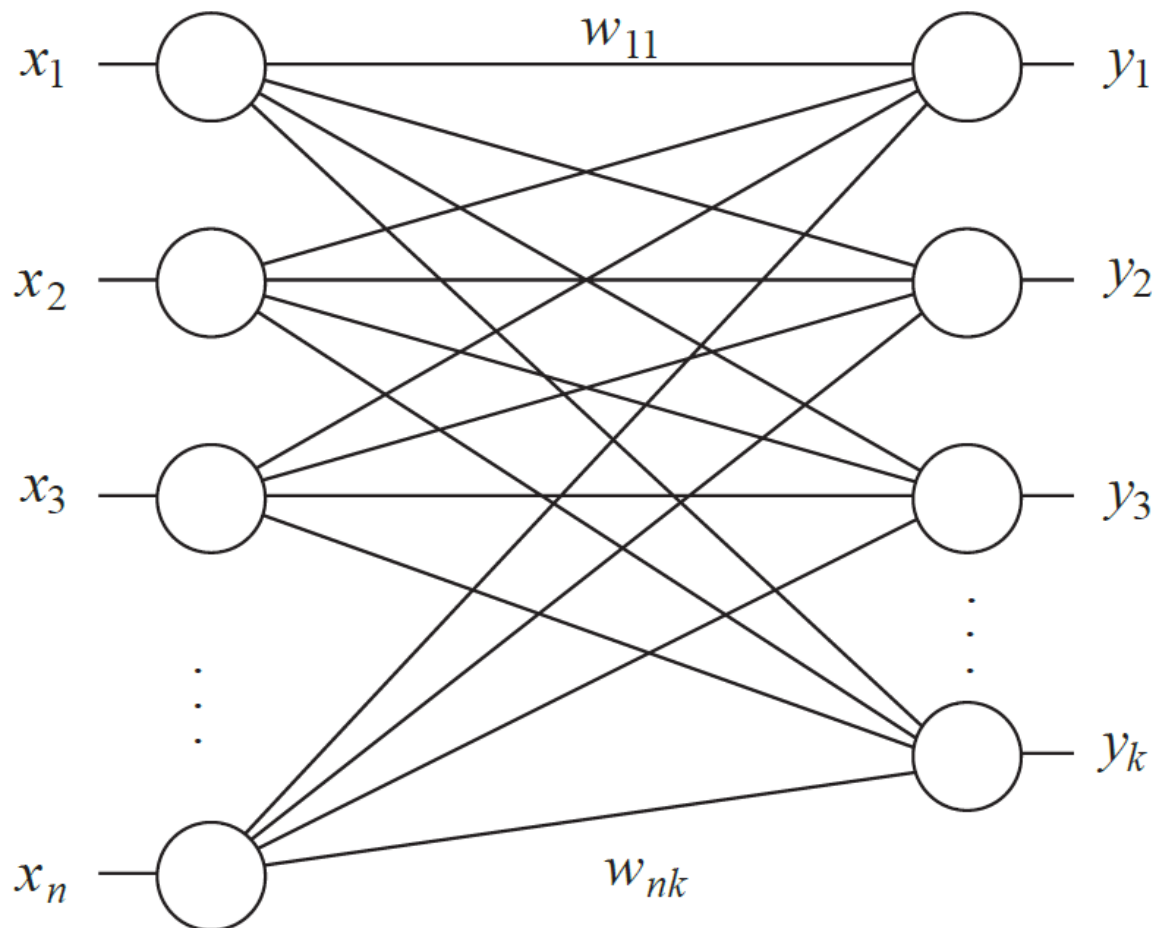
Undirected Graphical Models (Markov random fields)

Seung-Hoon Na


Chonbuk National University

Hopfield networks

- Bidirectional associative memory



Bidirectional associative memory

$$y_0 = \text{sgn}(\mathbf{x}_0 \mathbf{W})$$

$$\mathbf{x}_1^T = \text{sgn}(\mathbf{W} \mathbf{y}_0^T)$$

$$\mathbf{y}_1 = \text{sgn}(\mathbf{x}_1 \mathbf{W})$$

...

- In general,
$$\mathbf{y}_i = \text{sgn}(\mathbf{x}_i \mathbf{W})$$

$$\mathbf{x}_{i+1}^T = \text{sgn}(\mathbf{W} \mathbf{y}_i^T)$$

- After some iters, BAM goes to a fixed point (\mathbf{x}, \mathbf{y}) :

$$\mathbf{y} = \text{sgn}(\mathbf{x} \mathbf{W}) \quad \mathbf{x}^T = \text{sgn}(\mathbf{W} \mathbf{y}^T)$$

Bidirectional associative memory

- Hebbian learning $\mathbf{W} = \mathbf{x}^T \mathbf{y}$

– Then,

$$\mathbf{y} = \text{sgn}(\mathbf{x}\mathbf{W}) = \text{sgn}(\mathbf{x}\mathbf{x}^T \mathbf{y}) = \text{sgn}(\|\mathbf{x}\|^2 \mathbf{y}) = \mathbf{y}$$

$$\mathbf{x}^T = \text{sgn}(\mathbf{W}\mathbf{y}^T) = \text{sgn}(\mathbf{x}^T \mathbf{y} \mathbf{y}^T) = \text{sgn}(\mathbf{x}^T \|\mathbf{y}\|^2) = \mathbf{x}^T$$

- For a set of m vector pairs

$$\mathbf{W} = \mathbf{x}_1^T \mathbf{y}_1 + \mathbf{x}_2^T \mathbf{y}_2 + \cdots + \mathbf{x}_m^T \mathbf{y}_m$$

Bidirectional associative memory

- \mathbf{x}_0 : initial vector

- the excitation vect $\mathbf{y}_0 = \text{sgn}(\mathbf{x}_0 \mathbf{W})$

$$\mathbf{e}^T = \mathbf{W} \mathbf{y}_0$$

- $(\mathbf{x}_0, \mathbf{y}_0)$: a stable state of the network if $\text{sgn}(\mathbf{e}) = \mathbf{x}_0$

$$E = -\mathbf{x}_0 \mathbf{e}^T = -\mathbf{x}_0 \mathbf{W} \mathbf{y}_0^T$$

→ smaller (because of the minus sign)
if the vector $\mathbf{W} \mathbf{y}_0^T$ lies closer to \mathbf{x}_0

→ The energy function

Bidirectional associative memory

- *The energy function E of BAM:*

$$E(\mathbf{x}_i, \mathbf{y}_i) = -\frac{1}{2}\mathbf{x}_i \mathbf{W} \mathbf{y}_i^T$$

- *Generally, using a threshold-unit for each node*

$$E(\mathbf{x}_i, \mathbf{y}_i) = -\frac{1}{2}\mathbf{x}_i \mathbf{W} \mathbf{y}_i^T + \frac{1}{2}\theta_r \mathbf{y}_i^T + \frac{1}{2}\mathbf{x}_i \theta_\ell^T$$

Hopfield networks

- **Asynchronous BAM**

- Each unit computes its excitation at random times and changes its state to 1 or -1 independently of the others and according to the sign of its total excitation
- For each update, the energy function is decreasing

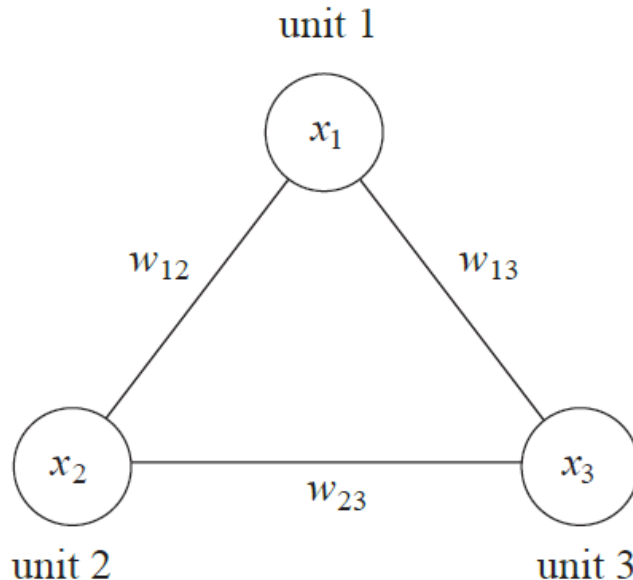
$$E(\mathbf{x}, \mathbf{y}) - E(\mathbf{x}', \mathbf{y}) = -\frac{1}{2}g_i(x_i - x'_i) > 0$$

- **Hopfield network**

- A special case of an **asynchronous BAM**: $\mathbf{x}=\mathbf{y}$
- Each unit is connected to all other units except itself
- **With necessary conditions for weight matrix \mathbf{W}**
 - 1) The symmetry 2) Zero diagonal

Hopfield networks

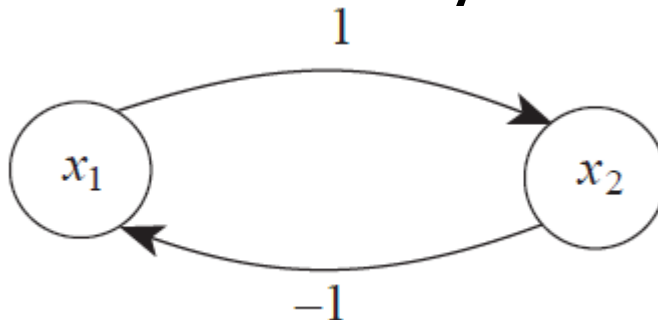
- Network with a non-zero diagonal



$$\mathbf{W} = \begin{pmatrix} -1 & 0 & 0 \\ 0 & -1 & 0 \\ 0 & 0 & -1 \end{pmatrix}$$

$(1, 1, 1) \xrightarrow{\quad} (-1, -1, -1)$

- Network with asymmetric connections,



$$\mathbf{W} = \begin{pmatrix} 0 & -1 \\ 1 & 0 \end{pmatrix}$$

Hopfield networks

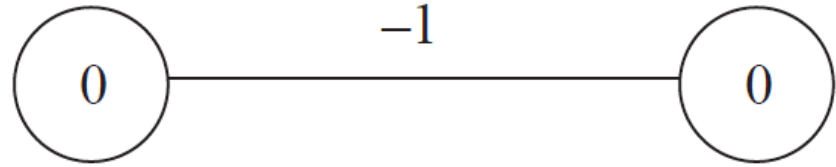
- Energy function

$$E(\mathbf{x}) = -\frac{1}{2}\mathbf{x}\mathbf{W}\mathbf{x}^T + \theta\mathbf{x}^T$$

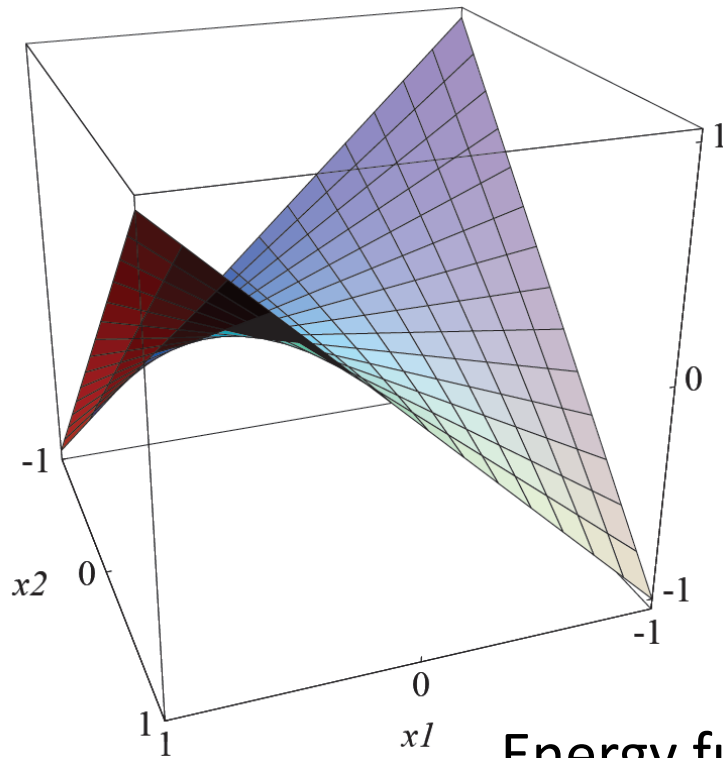
$$E(\mathbf{x}) = -\frac{1}{2}\sum_{j=1}^n\sum_{i=1}^nw_{ij}x_ix_j + \sum_{i=1}^n\theta_ix_i$$

Hopfield networks: Example

- A flip-flop network

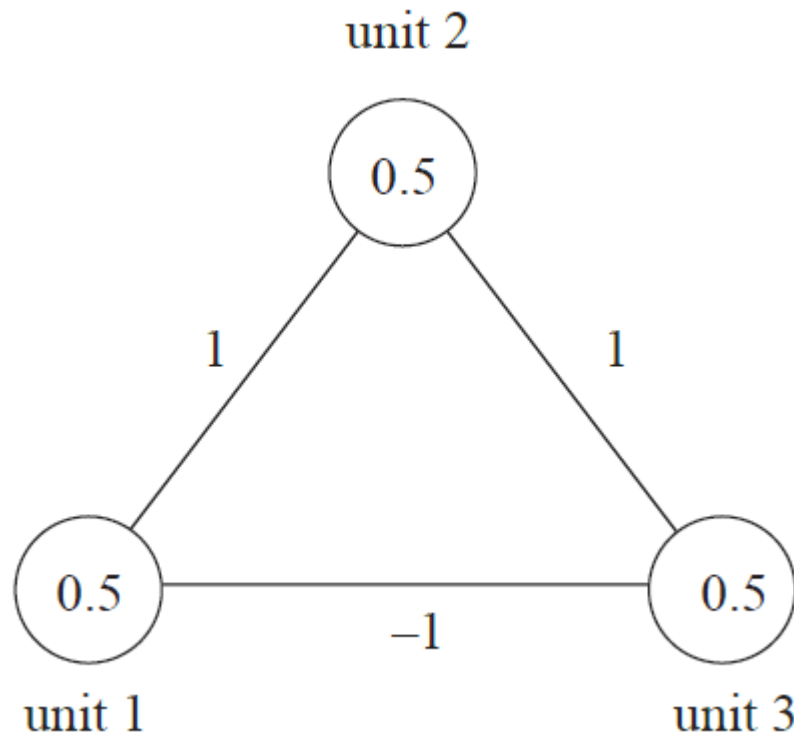


- Only stable states are $(1, -1)$ and $(-1, 1)$.

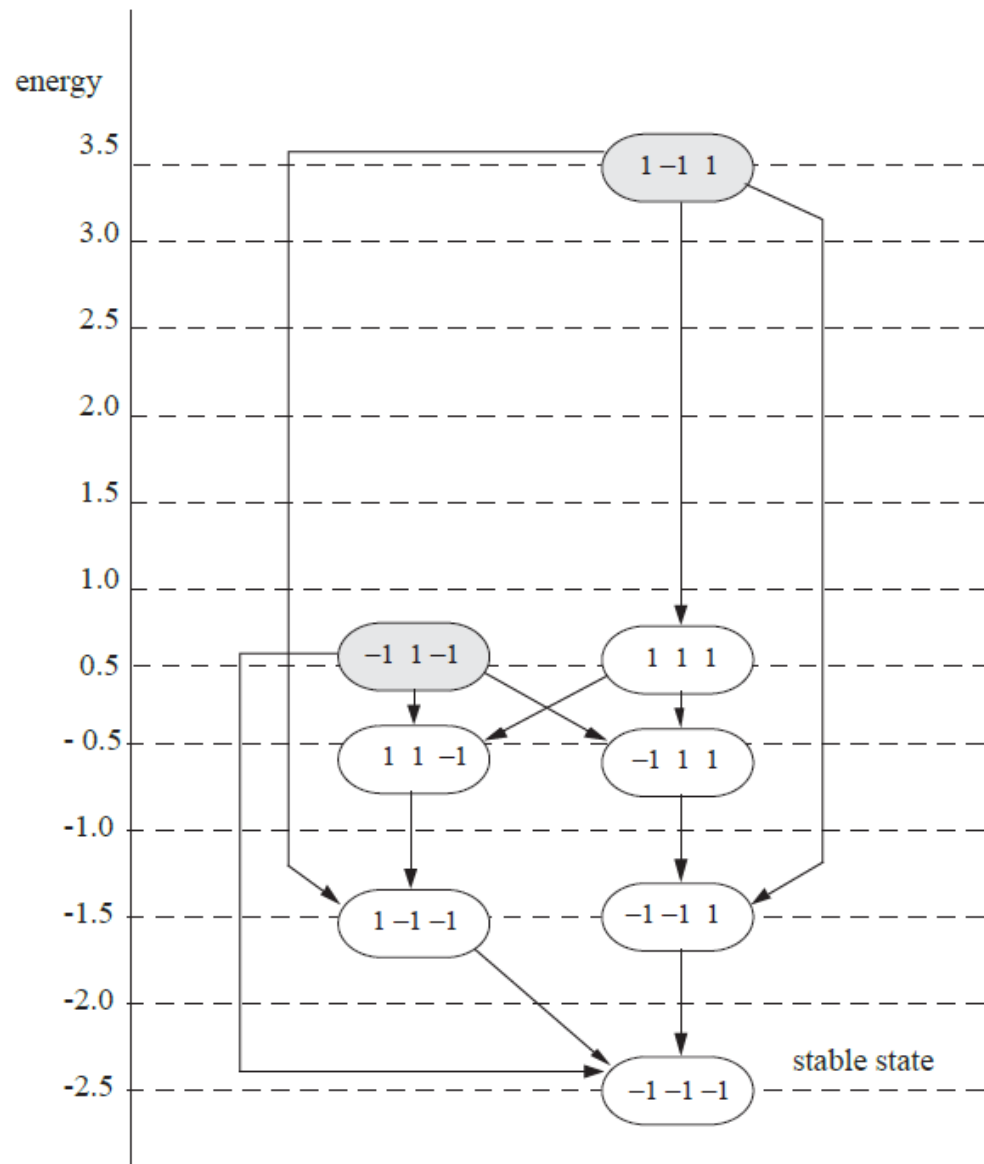


Energy function of a flip-flop

Hopfield networks: Example



Hopfield networks: Example



Hopfield networks

- A fully connected Ising model with a symmetric weight matrix $\mathbf{W} = \mathbf{W}^T$

$$\log \tilde{p}(\mathbf{y}) = - \sum_{s \sim t} y_s w_{st} y_t = -\frac{1}{2} \mathbf{y}^T \mathbf{W} \mathbf{y}$$

- Exact inference is intractable
- **Iterative conditional modes (ICM)**: just sets each node to its most likely (lowest energy) state, given all its neighbors

$$p(y_s = 1 | \mathbf{y}_{-s}, \boldsymbol{\theta}) = \text{sigm}(\mathbf{w}_{s,:}^T \mathbf{y}_{-s} + b_s)$$

Learning MRFs: Moment matching

- MRF
$$p(\mathbf{y}|\boldsymbol{\theta}) = \frac{1}{Z(\boldsymbol{\theta})} \exp \left(\sum_c \boldsymbol{\theta}_c^T \phi_c(\mathbf{y}) \right)$$

- Log-likelihood:

$$\ell(\boldsymbol{\theta}) \triangleq \frac{1}{N} \sum_i \log p(\mathbf{y}_i|\boldsymbol{\theta}) = \frac{1}{N} \sum_i \left[\sum_c \boldsymbol{\theta}_c^T \phi_c(\mathbf{y}_i) - \log Z(\boldsymbol{\theta}) \right]$$

- Gradient for $\boldsymbol{\theta}_c$:

$$\frac{\partial \ell}{\partial \boldsymbol{\theta}_c} = \mathbb{E}_{p_{\text{emp}}} [\phi_c(\mathbf{y})] - \mathbb{E}_{p(\cdot|\boldsymbol{\theta})} [\phi_c(\mathbf{y})]$$



Moment matching

Learning MRFs: Latent variable models

$$p(\mathbf{y}, \mathbf{h} | \boldsymbol{\theta}) = \frac{1}{Z(\boldsymbol{\theta})} \exp\left(\sum_c \boldsymbol{\theta}_c^T \phi_c(\mathbf{h}, \mathbf{y})\right)$$

- Log-likelihood:

$$\ell(\boldsymbol{\theta}) = \frac{1}{N} \sum_i \log \left(\sum_{\mathbf{h}_i} p(\mathbf{y}_i, \mathbf{h}_i | \boldsymbol{\theta}) \right) = \frac{1}{N} \sum_i \log \left(\frac{1}{Z(\boldsymbol{\theta})} \sum_{\mathbf{h}_i} \tilde{p}(\mathbf{y}_i, \mathbf{h}_i | \boldsymbol{\theta}) \right)$$

- Gradient:

$$\frac{\partial \ell}{\partial \boldsymbol{\theta}_c} = \frac{1}{N} \sum_i \{ \mathbb{E} [\phi_c(\mathbf{h}, \mathbf{y}_i) | \boldsymbol{\theta}] - \mathbb{E} [\phi_c(\mathbf{h}, \mathbf{y}) | \boldsymbol{\theta}] \}$$

- Alternatively, we can use a generalized EM

Approximate methods for Learning MRFs

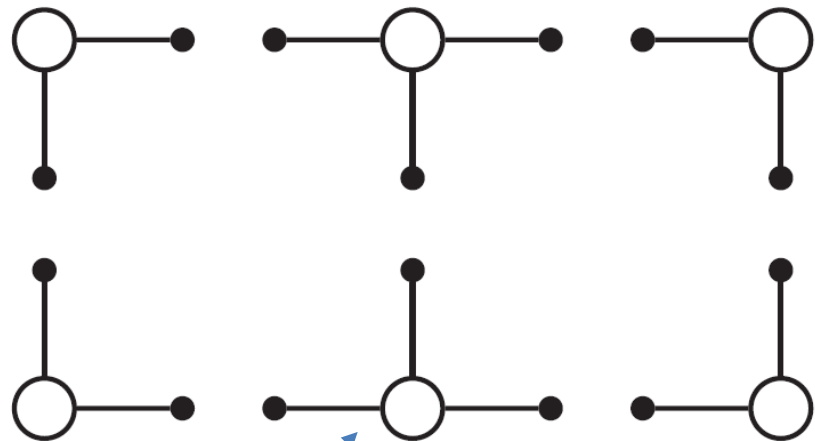
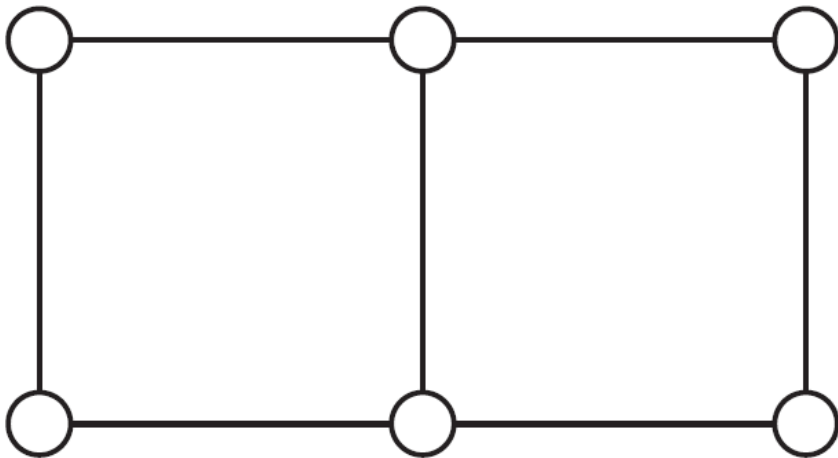
- Pseude-likelihood
- Stochastic maximum likelihood
- Iterative proportional fitting
- Generalized iterative scaling

Pseudo likelihood

$$\ell_{PL}(\boldsymbol{\theta}) \triangleq \sum_{\mathbf{y}} \sum_{d=1}^D p_{\text{emp}}(\mathbf{y}) \log p(y_d | \mathbf{y}_{-d}) = \frac{1}{N} \sum_{i=1}^N \sum_{d=1}^D \log p(y_{id} | \mathbf{y}_{i,-d}, \boldsymbol{\theta})$$

$$-P(y) \approx \sum_i P(y_i | MB(y_i))$$

$MB(y_i)$: Markov blanket of y_i



The representation used by pseudo likelihood

Approximate methods for Learning MRFs:

Stochastic maximum likelihood

$$\nabla_{\theta} \ell(\theta) = \frac{1}{N} \sum_i [\phi(\mathbf{y}_i) - \mathbb{E}[\phi(\mathbf{y})]]$$

```
1 Initialize weights  $\theta$  randomly;
2  $k = 0, \eta = 1$  ;
3 for each epoch do
4   for each minibatch of size B do
5     for each sample  $s = 1 : S$  do
6        $\lfloor$  Sample  $\mathbf{y}^{s,k} \sim p(\mathbf{y}|\theta_k)$  ;
7        $\hat{E}(\phi(\mathbf{y})) = \frac{1}{S} \sum_{s=1}^S \phi(\mathbf{y}^{s,k})$ ;
8       for each training case  $i$  in minibatch do
9          $\lfloor$   $\mathbf{g}_{ik} = \phi(\mathbf{y}_i) - \hat{E}(\phi(\mathbf{y}))$  ;
10       $\mathbf{g}_k = \frac{1}{B} \sum_{i \in B} \mathbf{g}_{ik}$ ;
11       $\theta_{k+1} = \theta_k - \eta \mathbf{g}_k$ ;
12       $k = k + 1$ ;
13    Decrease step size  $\eta$ ;
```

Approximate the model expectation using MC sampling

Iterative proportional fitting

$$p(\mathbf{y}|\boldsymbol{\theta}) = \frac{1}{Z} \exp\left(\sum_c \boldsymbol{\theta}_c^T \boldsymbol{\phi}_c(\mathbf{y})\right) = \frac{1}{Z} \prod_c \psi_c(\mathbf{y}_c) = p(\mathbf{y}|\boldsymbol{\psi})$$

$$Z = \sum_{\mathbf{y}} \prod_c \psi_c(\mathbf{y}_c)$$

$$\log L = \sum_i \log p(\mathbf{y}^{(i)} | \boldsymbol{\theta}) = \sum_i \left(\sum_c \log \psi_c(\mathbf{y}_c^{(i)}) - \log Z \right)$$

i-th example에서 clique c에
해당되는 potential function

$$\frac{\partial \log L}{\partial \psi_c(\mathbf{y}_c)} = \frac{\sum_i I(\mathbf{y}_c^{(i)} = \mathbf{y}_c)}{\psi_c(\mathbf{y}_c)} - \frac{\sum_{\mathbf{y} \in Y(\mathbf{y}_c)} \prod_{c' \neq c} \psi_{c'}(\mathbf{y}_{c'})}{Z}$$

$Y(\mathbf{y}_c)$: clique가 \mathbf{y}_c 값을 갖는
모든 \mathbf{y} 집합

$$\frac{\partial \log L}{\partial \psi_c(\mathbf{y}_c)} = \frac{\sum_i I(\mathbf{y}_c^{(i)} = \mathbf{y}_c)}{\psi_c(\mathbf{y}_c)} - \frac{1}{Z} \sum_{\mathbf{y} \in Y(\mathbf{y}_c)} \frac{Z p(\mathbf{y}|\boldsymbol{\psi})}{\psi_c(\mathbf{y}_c)}$$

Iterative proportional fitting

$$\frac{\partial \log L}{\partial \psi_c(y_c)} = \frac{\sum_i I(\mathbf{y}_c^{(i)} = y_c)}{\psi_c(y_c)} - \frac{1}{Z} \sum_{\mathbf{y} \in Y(y_c)} \frac{Z p(\mathbf{y}|\boldsymbol{\psi})}{\psi_c(y_c)}$$

$$\frac{\partial \log L}{\partial \psi_c(y_c)} = \frac{p_{emp}(y_c)}{\psi_c(y_c)} - \frac{p_{model}(y_c|\boldsymbol{\psi})}{\psi_c(y_c)}$$



Fixed point algorithm by making the gradient zero

$$\psi_c(y_c) \leftarrow \psi_c(y_c) \frac{p_{model}(y_c|\boldsymbol{\psi})}{p_{emp}(y_c)}$$

Iterative proportional fitting

```
1 Initialize  $\psi_c = 1$  for  $c = 1 : C$ ;  
2 repeat  
3   for  $c = 1 : C$  do  
4      $p_c = p(\mathbf{y}_c | \psi)$ ;  
5      $\hat{p}_c = p_{\text{emp}}(\mathbf{y}_c)$ ;  
6      $\psi_c = \psi_c * \frac{\hat{p}_c}{p_c}$  ;  
7 until converged;
```

Learning MRFs: Generalized iterative scaling

Markov Logic Networks

- **A Markov logic network** L is a set of pairs (F_i, w_i) , where F_i is a formula in first-order logic and w_i is a real number.
- Together with a finite set of constants $C = \{c_1, c_2, \dots, c_{|C|}\}$, L defines a Markov network $M_{L,C}$:
 - $M_{L,C}$ contains one binary node for each possible grounding of each predicate appearing in L . The value of the node is 1 if the ground atom is true, and 0 otherwise.
 - $M_{L,C}$ contains one feature for each possible grounding of each formula F_i in L . The value of this feature is 1 if the ground formula is true, and 0 otherwise. The weight of the feature is the w_i associated with F_i in L .

Markov Logic Networks

- The probability distribution of a possible world x :

$$P(X=x) = \frac{1}{Z} \exp \left(\sum_i w_i n_i(x) \right) = \frac{1}{Z} \prod_i \phi_i(x_{\{i\}})^{n_i(x)}$$

$n_i(x)$: the number of true groundings of F_i in x

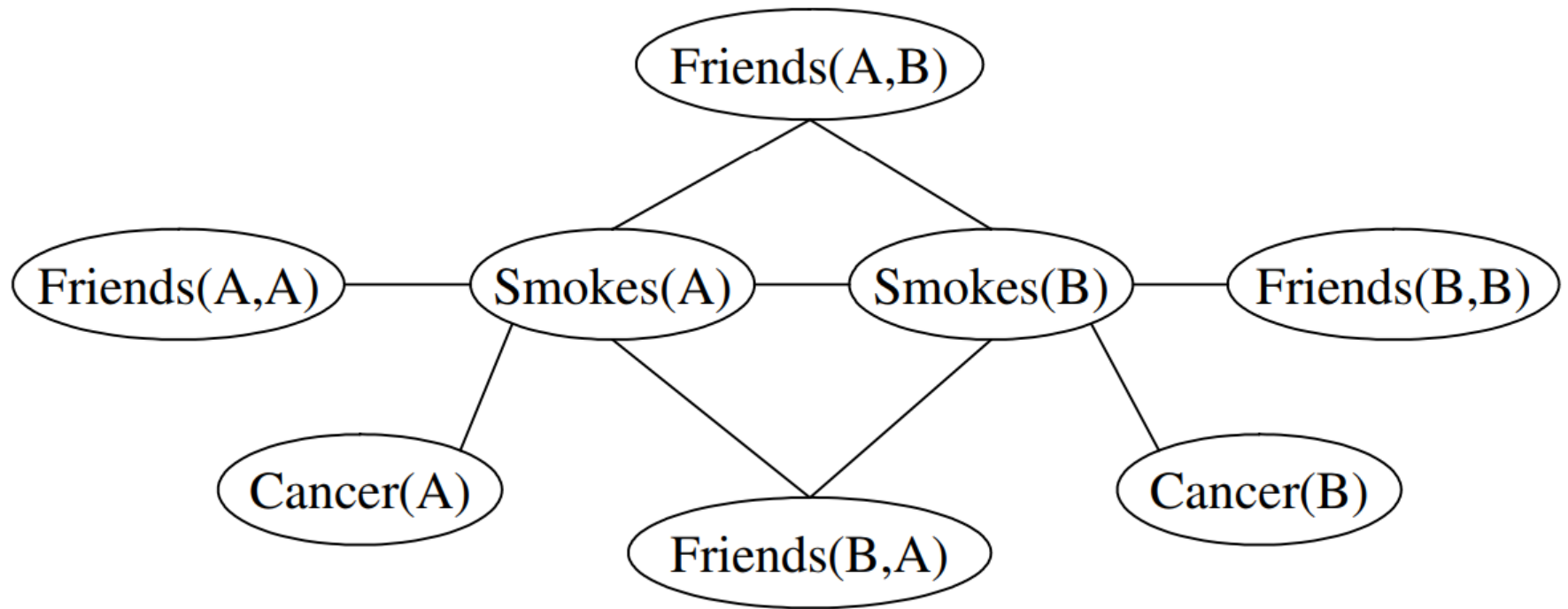
$x_{\{i\}}$: the state (truth values) of the atoms appearing in F

$$\phi_i(x_{\{i\}}) = e^{w_i}$$

Markov Logic Networks: Example

English	First-Order Logic	Clausal Form	Weight
Friends of friends are friends.	$\forall x \forall y \forall z \text{Fr}(x, y) \wedge \text{Fr}(y, z) \Rightarrow \text{Fr}(x, z)$	$\neg \text{Fr}(x, y) \vee \neg \text{Fr}(y, z) \vee \text{Fr}(x, z)$	0.7
Friendless people smoke.	$\forall x (\neg(\exists y \text{Fr}(x, y)) \Rightarrow \text{Sm}(x))$	$\text{Fr}(x, g(x)) \vee \text{Sm}(x)$	2.3
Smoking causes cancer.	$\forall x \text{Sm}(x) \Rightarrow \text{Ca}(x)$	$\neg \text{Sm}(x) \vee \text{Ca}(x)$	1.5
If two people are friends, either both smoke or neither does.	$\forall x \forall y \text{Fr}(x, y) \Rightarrow (\text{Sm}(x) \Leftrightarrow \text{Sm}(y))$	$\neg \text{Fr}(x, y) \vee \text{Sm}(x) \vee \neg \text{Sm}(y),$ $\neg \text{Fr}(x, y) \vee \neg \text{Sm}(x) \vee \text{Sm}(y)$	1.1 1.1

Markov Logic Networks: Example



Markov Logic Networks

- Inference

$$\begin{aligned} P(F_1|F_2, L, C) &= P(F_1|F_2, M_{L,C}) \\ &= \frac{P(F_1 \wedge F_2|M_{L,C})}{P(F_2|M_{L,C})} \\ &= \frac{\sum_{x \in \mathcal{X}_{F_1} \cap \mathcal{X}_{F_2}} P(X=x|M_{L,C})}{\sum_{x \in \mathcal{X}_{F_2}} P(X=x|M_{L,C})} \end{aligned}$$

Markov Logic Networks

- Learning

$$\frac{\partial}{\partial w_i} \log P_w(X=x) = n_i(x) - \sum_{x'} P_w(X=x') n_i(x')$$

- Use **Pseudo-likelihood** to approximate the model probability

$$P_w^*(X=x) = \prod_{l=1}^n P_w(X_l=x_l | MB_x(X_l))$$