

Chapter 12

■ Design Concepts

Slide Set to accompany

Software Engineering: A Practitioner's Approach, 7/e

by Roger S. Pressman

Slides copyright © 1996, 2001, 2005, 2009 by Roger S. Pressman

For non-profit educational use only

May be reproduced ONLY for student use at the university level when used in conjunction with *Software Engineering: A Practitioner's Approach, 7/e*. Any other reproduction or use is prohibited without the express written permission of the author.

All copyright information MUST appear if these slides are posted on a website for student use.

Design

- Mitch Kapor, the creator of Lotus 1-2-3, presented a “software design manifesto” in *Dr. Dobbs Journal*. He said:
 - Good software design should exhibit:
 - **Firmness**: A program should not have any bugs that inhibit its function.
 - **Commodity**: A program should be suitable for the purposes for which it was intended.
 - **Delight**: The experience of using the program should be pleasurable one.

Diversification and Convergence for Good Design [Bel81]

- Diversification is the acquisition of a repertoire of alternatives, the raw material of design
 - components, component solutions, and knowledge, all contained in catalogs, textbooks, and the mind
- You must pick and choose elements from the repertoire that meet the requirements
 - defined by requirements engineering and the analysis model
- Alternatives are considered and rejected and you converge on “one particular configuration of components, and thus the creation of the final product

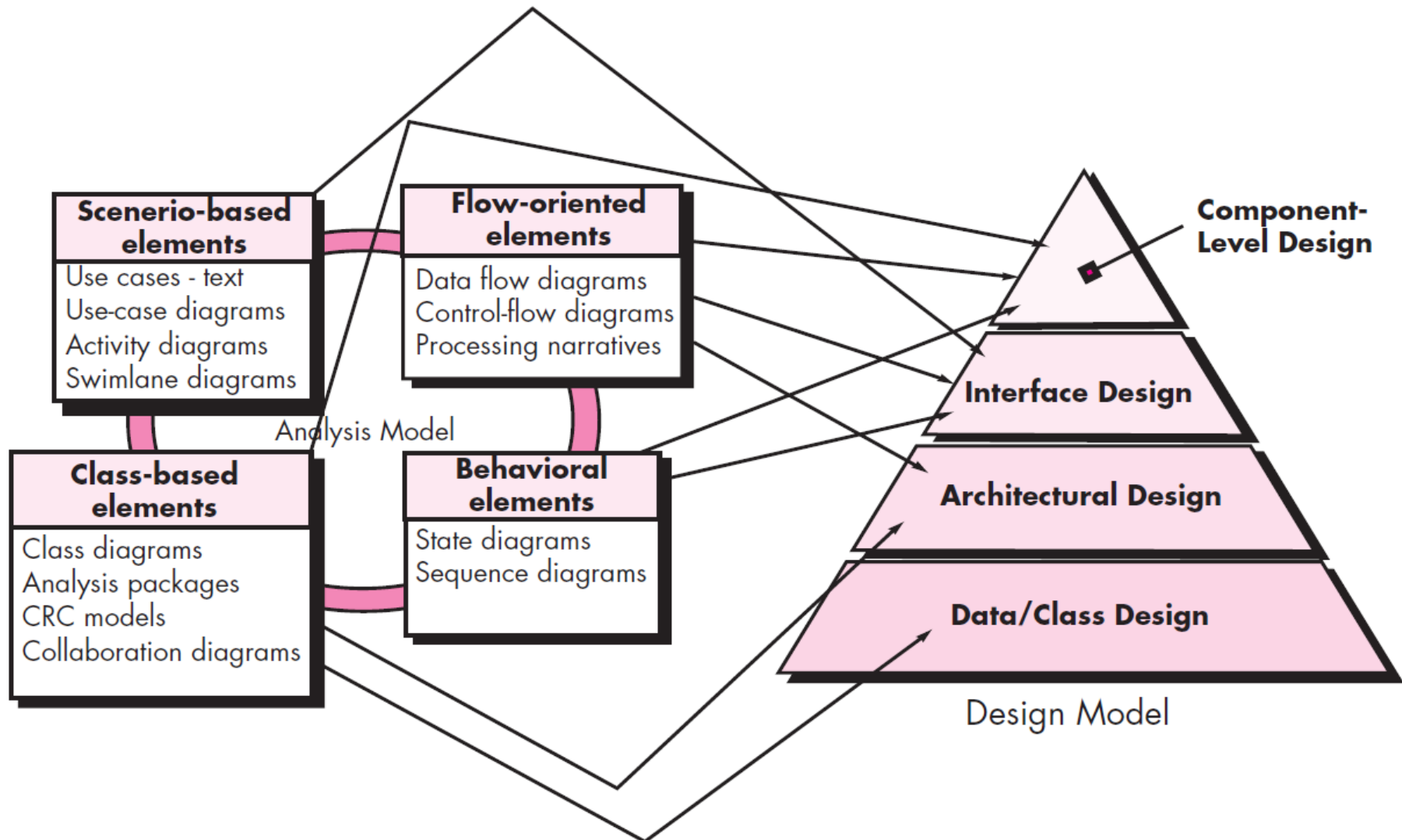
Software Design

- Software design is the last software engineering action within the modeling activity and sets the stage for **construction** (code generation and testing).
- Each of the elements of the requirements model provides information that is necessary to create the four design models required for a complete specification of design.

Software Design from Analysis Model

- **Data/Class design**: transforms analysis classes into implementation classes and data structures
- **Architectural design**: defines relationships among the major structural elements of the software, the architectural styles and patterns
- **Interface design** – defines how software elements, hardware elements, and end-users communicate. Usage scenarios and behavioral models are used
- **Component-level design** – transforms structural elements into procedural descriptions of software components. Class-based models and behavioral models serve as the basis

Analysis Model -> Design Model



Importance of Software Design: Quality

- Design is the place where **quality** is fostered in software engineering.
- Design provides you with representations of software that can be assessed for quality.
- Design is the only way that you can accurately translate stakeholder's requirements into a finished software product or system.
- Without design, you risk building an unstable system—one that will fail when small changes are made; one that may be difficult to test; one whose quality cannot be assessed until late in the software process

Design Process

- Software design is an iterative process through which requirements are translated into a “blueprint” for constructing the software
- Initially, the blueprint depicts a holistic view of software.
 - That is, the design is represented at a high level of abstraction—a level that can be directly traced to the specific system objective and more detailed data, functional, and behavioral requirements.
- As design iterations occur, subsequent refinement leads to design representations at much lower levels of abstraction.
 - These can still be traced to requirements, but the connection is more subtle.

Design and Quality

- the design must implement all of the explicit requirements contained in the analysis model, and it must accommodate all of the implicit requirements desired by the customer.
- the design must be a readable, understandable guide for those who generate code and for those who test and subsequently support the software.
- the design should provide a complete picture of the software, addressing the data, functional, and behavioral domains from an implementation perspective.

Quality Guidelines

- A design should exhibit an architecture that (1) has been created using recognizable architectural styles or patterns, (2) is composed of components that exhibit good design characteristics and (3) can be implemented in an evolutionary fashion
 - For smaller systems, design can sometimes be developed linearly.
- A design should be modular; that is, the software should be logically partitioned into elements or subsystems
- A design should contain distinct representations of data, architecture, interfaces, and components.
- A design should lead to data structures that are appropriate for the classes to be implemented and are drawn from recognizable data patterns.

Quality Guidelines

- A design should lead to components that exhibit independent functional characteristics.
- A design should lead to interfaces that reduce the complexity of connections between components and with the external environment.
- A design should be derived using a repeatable method that is driven by information obtained during software requirements analysis.
- A design should be represented using a notation that effectively communicates its meaning.

Quality Attributes

- FURPS—functionality, usability, reliability, performance, and supportability.
 - *Functionality* is assessed by evaluating the feature set and capabilities of the program, the generality of the functions that are delivered, and the security of the overall system.
 - *Usability* is assessed by considering human factors, overall aesthetics, consistency, and documentation
 - *Reliability* is evaluated by measuring the frequency and severity of failure, the accuracy of output results, the mean-time-to-failure (MTTF), the ability to recover from failure, and the predictability of the program.
 - *Performance* is measured by considering processing speed, response time, resource consumption, throughput, and efficiency.
 - *Supportability* combines the ability to extend the program (extensibility), adaptability, serviceability

Evolution of Software Design

- The evolution of software design is a continuing process that has now spanned almost six decades
- Early design work: **Modular programs and methods** for refining software structures in a top down manner
- Structured programming
- The translation of data flow or data structure
- Object-oriented approach
- Software architecture, Design pattern
- Aspect-oriented methods, model-driven development, test-driven development

Software Design: Common Characteristics

- (1) a mechanism for the translation of the requirements model into a design representation,
- (2) a notation for representing functional components and their interfaces
- (3) heuristics for refinement and partitioning
- (4) guidelines for quality assessment

Fundamental Design Concepts

- **Abstraction**—data, procedure, control
- **Architecture**—the overall structure of the software
- **Patterns**—“conveys the essence” of a proven design solution
- **Separation of concerns**—any complex problem can be more easily handled if it is subdivided into pieces
- **Modularity**—compartmentalization of data and function
- **Information Hiding**—controlled interfaces
- **Functional independence**—single-minded function and low coupling
- **Refinement**—elaboration of detail for all abstractions
- **Aspects**—a mechanism for understanding how global requirements affect design
- **Refactoring**—a reorganization technique that simplifies the design
- **OO design concepts**—Appendix II
- **Design Classes**—provide design detail that will enable analysis classes to be implemented

Abstraction

- At the highest level of abstraction, a solution is stated in broad terms using the language of the problem environment.
- At lower levels of abstraction, a more detailed description of the solution is provided.
- Problem-oriented terminology is coupled with implementation-oriented terminology in an effort to state a solution.
- Finally, at the lowest level of abstraction, the solution is stated in a manner that can be directly implemented.

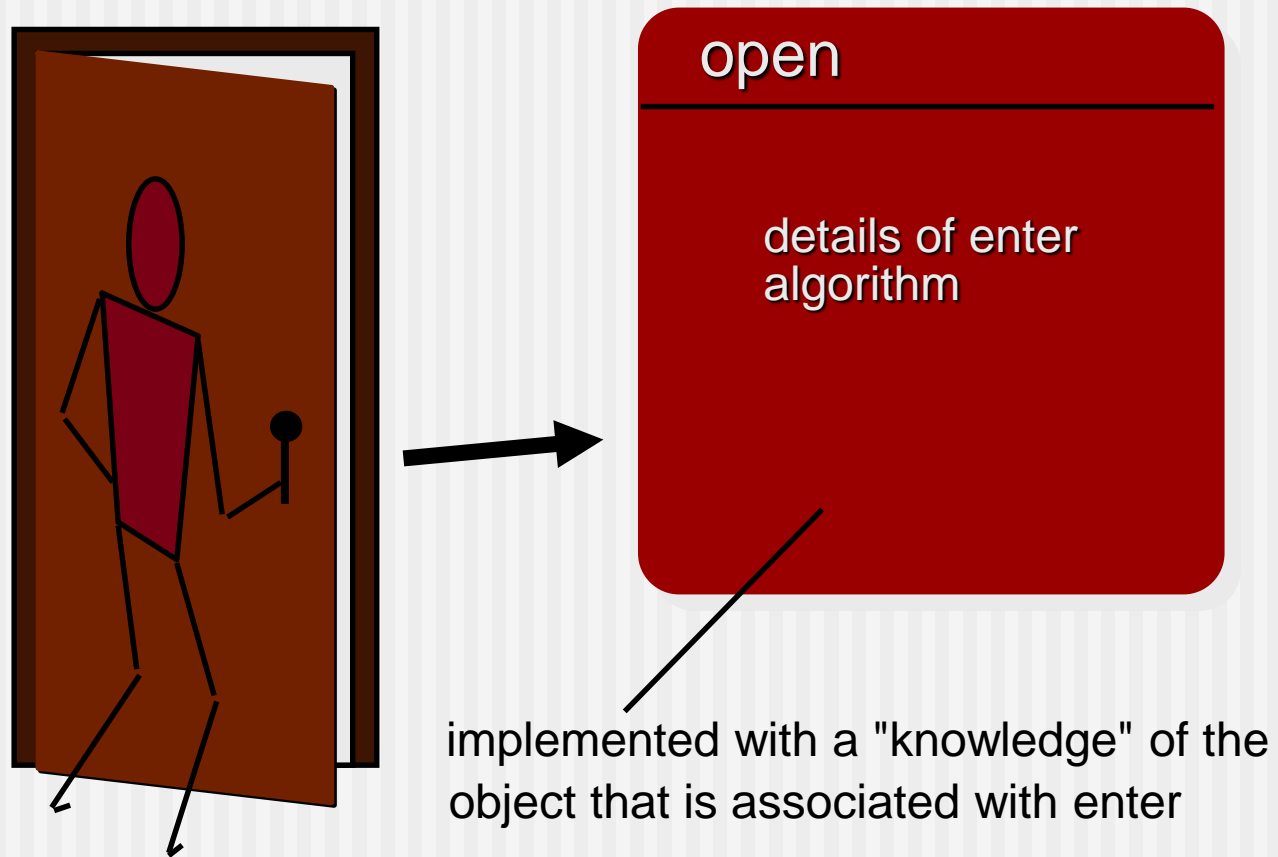
Procedural Abstraction

- *A procedural abstraction* refers to a sequence of instructions that have a specific and limited function.
- The name of a procedural abstraction implies these functions, but specific details are suppressed.
- An example of a procedural abstraction: The word *open* for a door.
 - *Open* implies a long sequence of procedural steps (e.g., walk to the door, reach out and grasp knob, turn knob and pull door, step away from moving door, etc.).

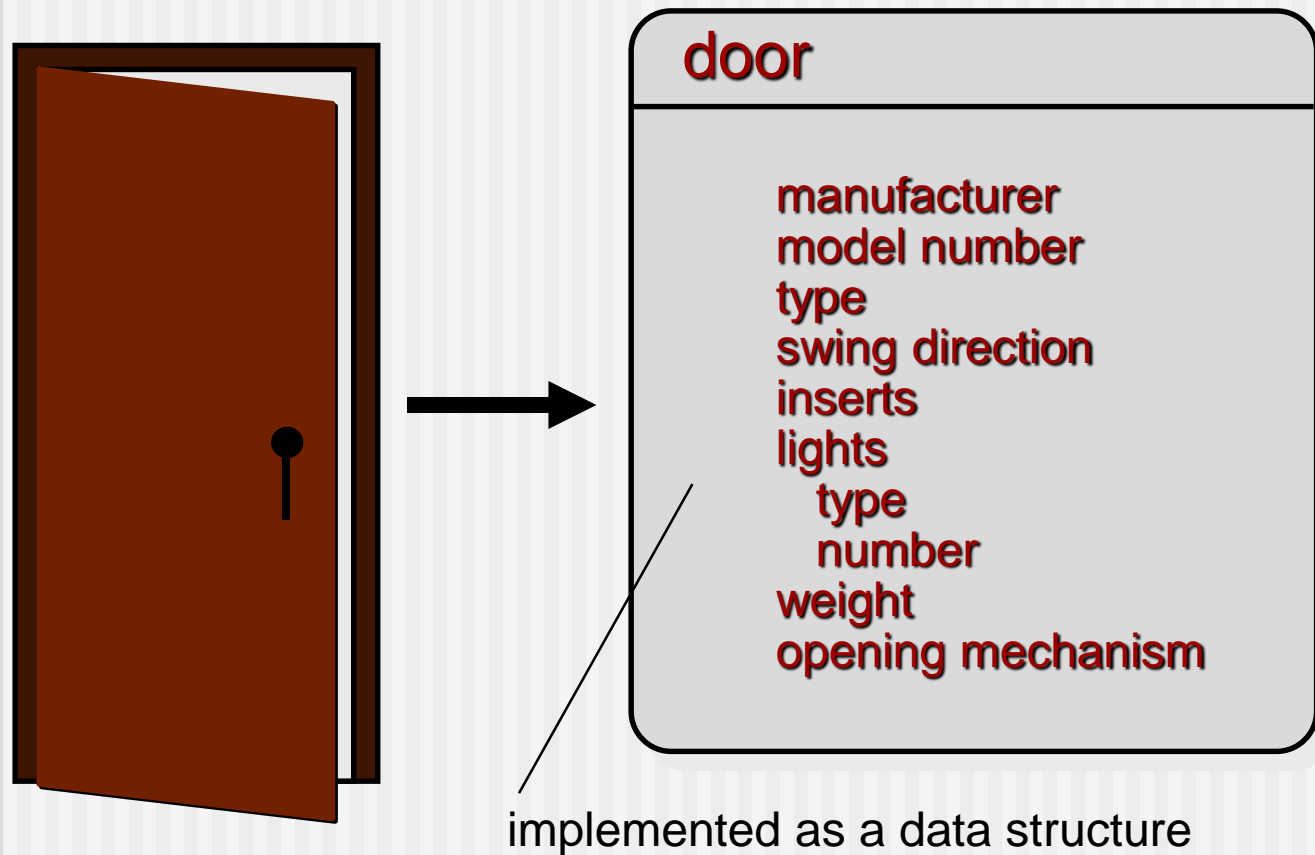
Data Abstraction

- A *data abstraction* is a named collection of data that describes a data object.
- In the context of the procedural abstraction *open*, we can define a data abstraction called **door**.
 - the data abstraction for **door** would encompass
 - a set of attributes that describe the door (e.g., door type, swing direction, opening mechanism, weight, dimensions)
 - It follows that the procedural abstraction *open*
 - would make use of information contained in the attributes of the data abstraction **door**.

Procedural Abstraction



Data Abstraction



Software Architecture

- **The overall structure of the software and the ways in which that structure provides conceptual integrity for a system.” [SHA95a]**
- In its simplest form, **architecture is the structure or organization of program components (modules), the manner** in which these components interact, and **the structure of data** that are used by the components.
- In a broader sense, however, components can be generalized to represent major system elements and their interactions.
 - One goal of software design is to **derive an architectural rendering** of a system.
 - This rendering serves as a framework from which more detailed design activities are conducted.

Architectural Design: Main Properties to be Specified

- **Structural properties.** This aspect of the architectural design representation defines the components of a system (e.g., modules, objects, filters) and the manner in which those components are packaged and interact with one another.
- For example, objects are packaged to encapsulate both data and the processing that manipulates the data and interact via the invocation of methods

Architectural Design: Main Properties to be Specified

- **Extra-functional properties.** The architectural design description should address how the design architecture achieves requirements **for performance, capacity, reliability, security, adaptability, and other system characteristics.**

Architecture: Main Properties to be Specified

- **Families of related systems.** The architectural design should draw upon **repeatable patterns that are commonly encountered in the design of families of similar systems.** In essence, the design should have the ability to reuse architectural building blocks.

Architectural Design: Models for Representation

■ Structural models

- Represent architecture as **an organized collection of program components**

■ Framework models

- Increase the level of design abstraction by attempting to identify **repeatable architectural design frameworks (patterns)**

■ Dynamic models

- Address **the behavioral aspects** of the program architecture, indicating how the structure of system configuration may change as **a function of external events**

■ Process models

- Focus on the design of **the business or technical process** that the system must accommodate

■ Functional models

- Represents the **functional hierarchy** of a system

Architectural Design Language (ADL)

- Architectural Design Language (ADL) is available to represent design models
 - For structural models, framework models, dynamic models, process models, and functional models
- The majority of ADL provide mechanisms for describing system components and the manner in which they are connected to one another

Architectural Design: Discussion

- There is some debate about the role of architecture in design
- Some researchers argue that
 - the derivation of software architecture should be separated from design and occurs between requirements engineering actions and more conventional design actions.
- Others believe that
 - the derivation of architecture is an integral part of the design process.

Patterns

- A pattern is a named nugget of insight which conveys the essence of a proven solution to a recurring problem within a certain context amidst competing concerns
- a design pattern describes a design structure that solves a particular design problem within a specific context and amid “forces” that may have an impact on the manner in which the pattern is applied and used.

Patterns

Design Pattern Template

Pattern name—describes the essence of the pattern in a short but expressive name

Intent—describes the pattern and what it does

Also-known-as—lists any synonyms for the pattern

Motivation—provides an example of the problem

Applicability—notes specific design situations in which the pattern is applicable

Structure—describes the classes that are required to implement the pattern

Participants—describes the responsibilities of the classes that are required to implement the pattern

Collaborations—describes how the participants collaborate to carry out their responsibilities

Consequences—describes the “design forces” that affect the pattern and the potential trade-offs that must be considered when the pattern is implemented

Related patterns—cross-references related design patterns

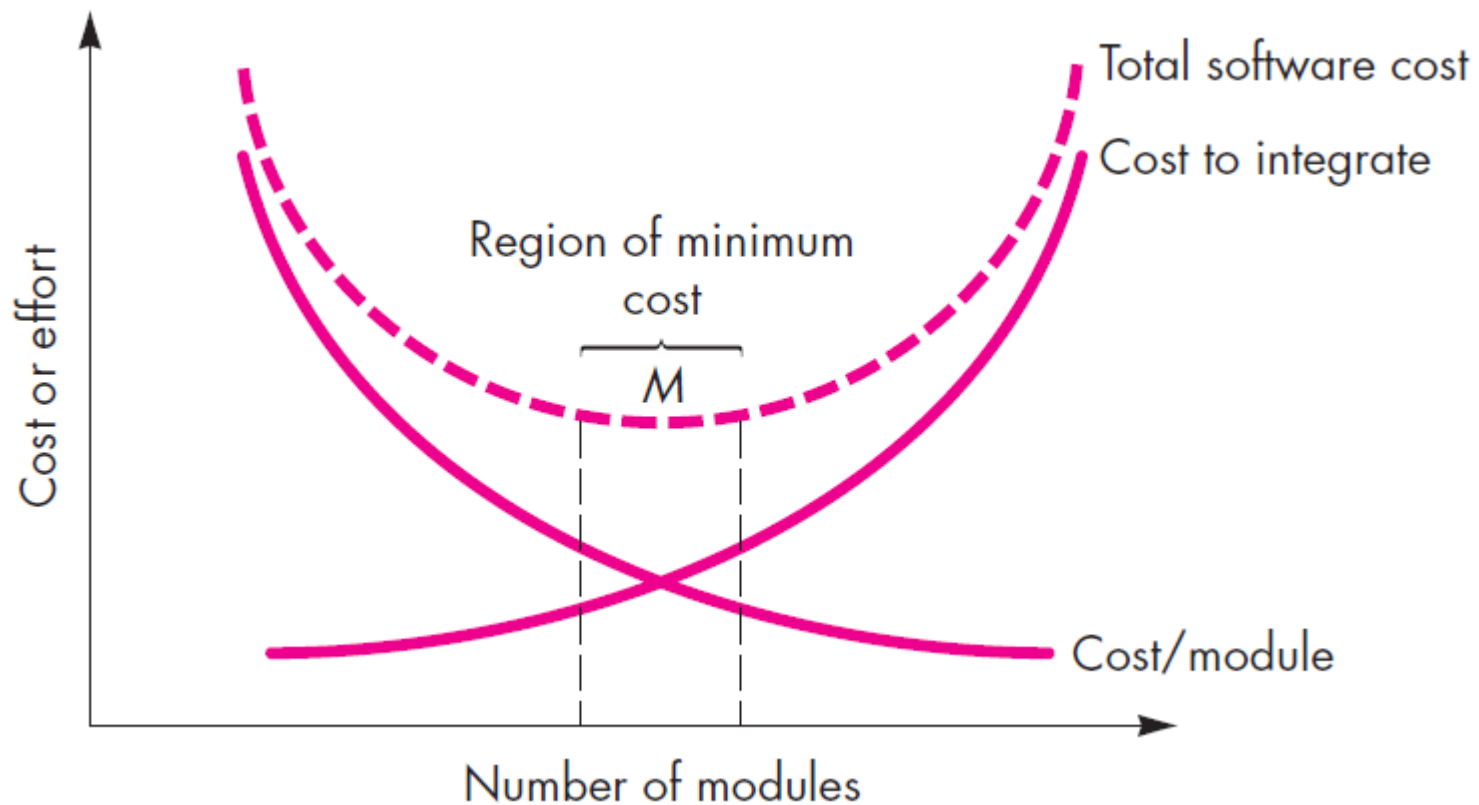
Separation of Concerns

- Any complex problem can be more easily handled if it is subdivided into pieces that can each be solved and/or optimized independently
- A *concern* is a feature or behavior that is specified as part of the requirements model for the software
- By separating concerns into smaller, and therefore more manageable pieces, a problem takes less effort and time to solve
- The perceived complexity of two problems when they are combined is often greater than the sum of the perceived complexity when each is taken separately.
- ➔ This leads to a divide-and-conquer strategy—it's easier to solve a complex problem when you break it into manageable pieces.

Modularity

- Modularity is the single attribute of software that allows a program to be intellectually manageable [Mye78].
- Monolithic software (i.e., a large program composed of a single module) cannot be easily grasped by a software engineer.
 - The number of control paths, span of reference, number of variables, and overall complexity would make understanding close to impossible.
- In almost all instances, you should break the design into many modules, hoping to make understanding easier and as a consequence, reduce the cost required to build the software.

Modularity and Software Cost



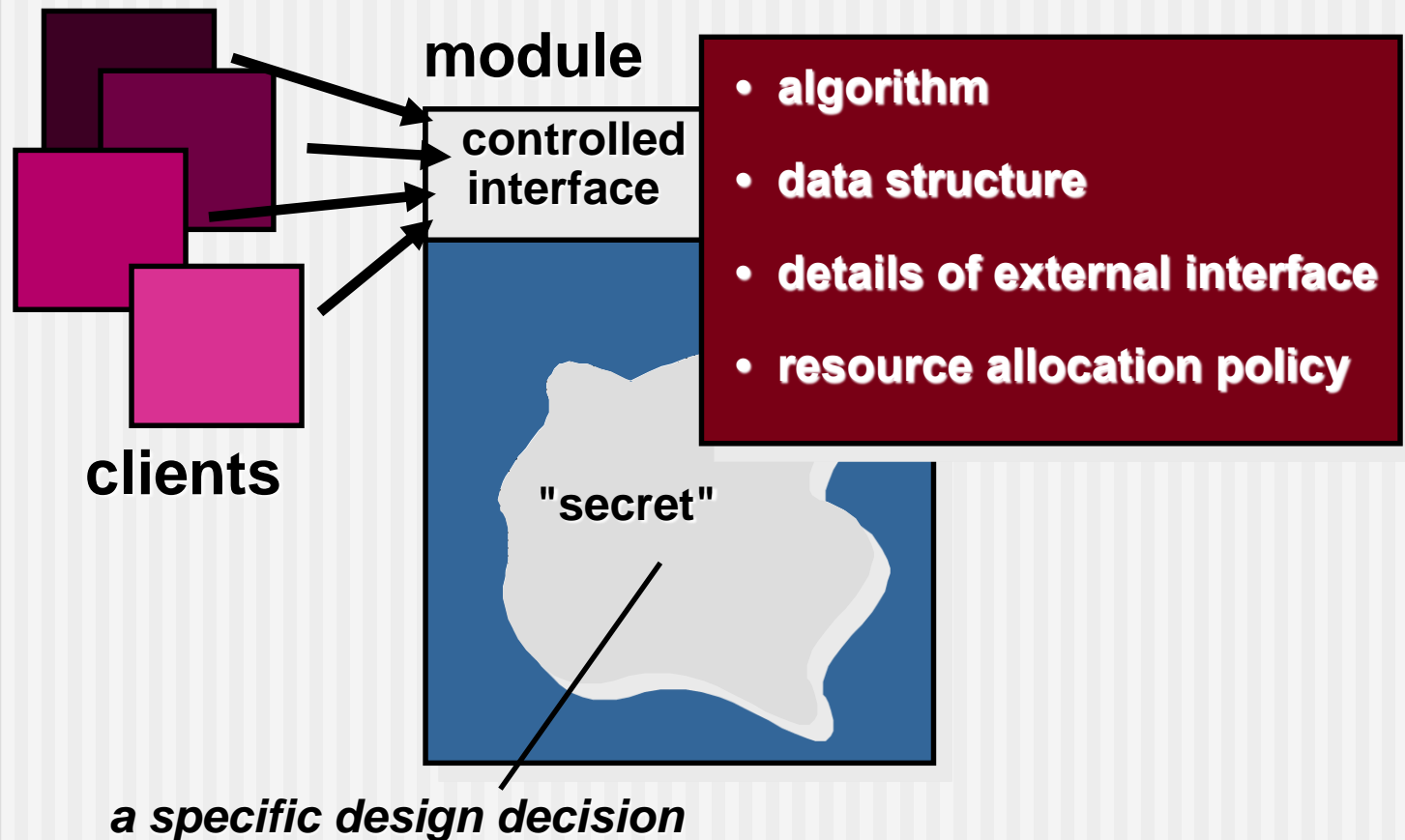
Information Hiding

- The concept of **modularity** leads you to a fundamental question: “How do I decompose a software solution to obtain the best set of modules?”
- The principle of **information hiding** [Par72] suggests that modules be “characterized by design decisions that (each) hides from all others.”
- **Abstraction** helps to define the procedural (or informational) **entities** that make up the software.
- **Hiding** defines and enforces **access constraints** to both procedural detail within a module and any local data structure used by the module [Ros75].

Information Hiding

- The goal is to hide the details of data structures and procedural processing behind a module interface
- Knowledge of the details need not be known by users of the module

Information Hiding



Why Information Hiding?

- reduces the likelihood of “side effects”
- limits the global impact of local design decisions
- emphasizes communication through controlled interfaces
- discourages the use of global data
- leads to encapsulation—an attribute of high quality design
- results in higher quality software

Functional Independence

- The concept of functional independence is a direct outgrowth of separation of concerns, modularity, and the concepts of abstraction and information hiding.
- Wirth [Wir71] and Parnas [Par72] allude to refinement techniques that enhance module independence. Later work by Stevens, Myers, and Constantine [Ste74] solidified the concept

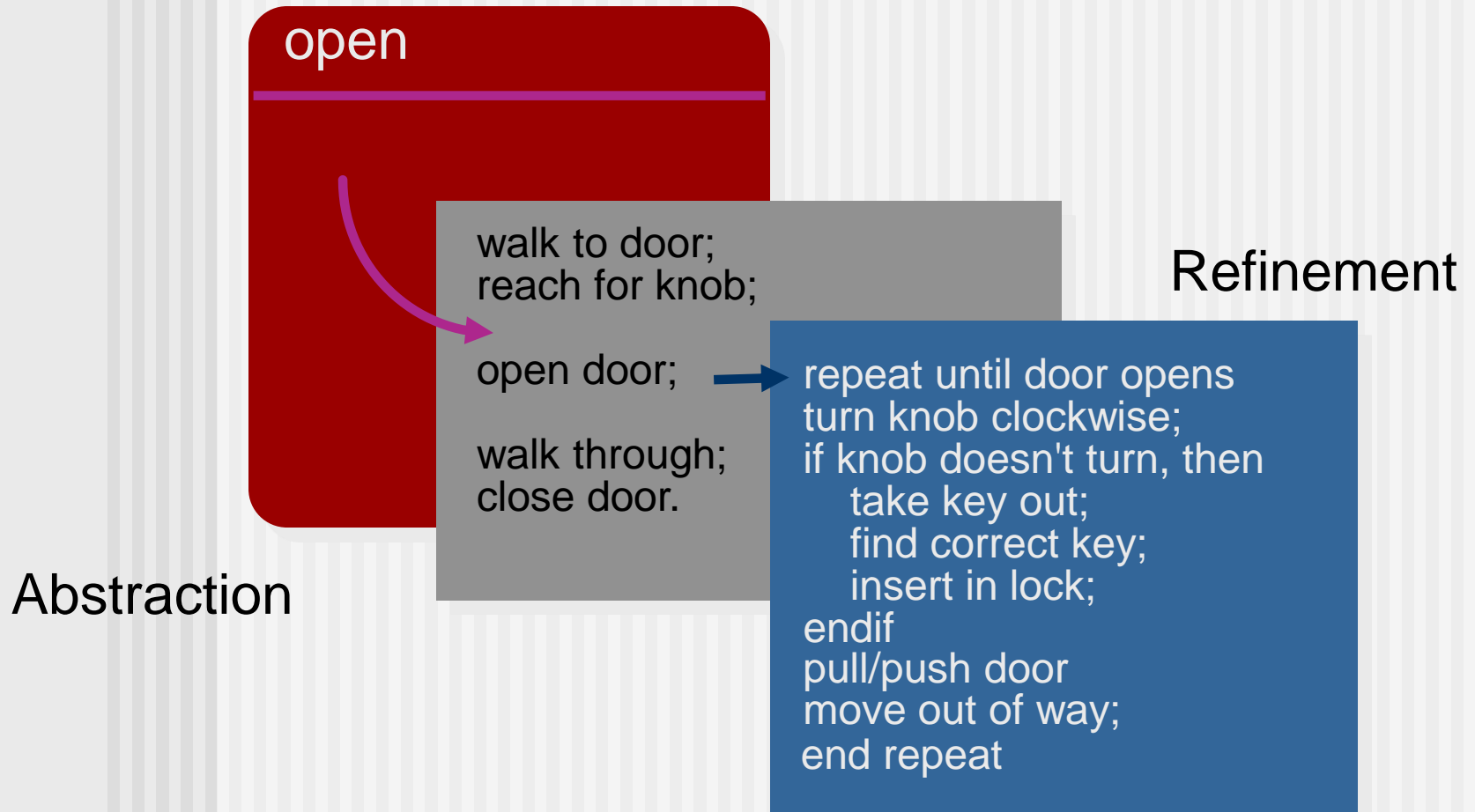
Functional Independence

- Functional independence is achieved by developing modules with "single-minded" function and an "aversion" to excessive interaction with other modules.
- *Cohesion* is an indication of the relative functional strength of a module.
 - A cohesive module performs a single task, requiring little interaction with other components in other parts of a program. Stated simply, a cohesive module should (ideally) do just one thing.
- *Coupling* is an indication of the relative interdependence among modules.
 - Coupling depends on the interface complexity between modules, the point at which entry or reference is made to a module, and what data pass across the interface.

Stepwise Refinement

- Stepwise refinement is a top-down design strategy
- **A program is developed by successively refining levels of procedural detail.**
- A hierarchy is developed by decomposing a macroscopic statement of function (a procedural abstraction) in a stepwise fashion until programming language statements are reached

Stepwise Refinement



Refinement

- Refinement is actually a process of **elaboration**
- Design steps: Abstraction → Refinement
 - 1) Begin with a statement of function (or description of information) that is defined at a high level of abstraction
 - the statement **describes function or information conceptually** but **provides no information about the internal workings of the function or the internal structure** of the information.
 - 2) Elaborate then on the original statement, providing more and more detail as each successive refinement (elaboration) occurs.

Abstraction vs. Refinement

- Abstraction and refinement are **complementary concepts**.
- Abstraction enables you to **specify procedure and data internally but suppress the need for “outsiders” to have knowledge of low-level details**.
- Refinement helps you to **reveal low-level details as design progresses**.
- Both concepts allow you to create a complete design model as the design evolves.

Aspects

- As requirement analysis occurs, a set of “concerns” is uncovered
 - These concerns include requirements, use cases, features, data structures, quality-of-service issues, variants, intellectual property boundaries, collaborations, patterns and contracts
- Ideally, a requirement model can be organized in a way that allows you to isolate each concern so that it can be considered independently
- However, some of these concerns span the entire system and cannot be easily compartmentalized

Aspects

- Consider two requirements, A and B . Requirement A *crosscuts* requirement B , if a software decomposition [refinement] has been chosen in which B cannot be satisfied without taking A into account. [Ros04]
- A *crosscutting concern* is some characteristic of the system that applies across many different requirements
- An *aspect* is a *representation of a cross-cutting concern*.

Aspects—An Example in www.safehomeassured.com WebApp

- **Requirement A** is described via the use-case ACV-DCV
- A design refinement would focus on those modules that would enable [a registered user to access video from cameras placed throughout a space.](#)
- **Requirement B** is a generic [security requirement](#) that states that *a registered user must be validated prior to using www.safehomeassured.com.*
 - This requirement is applicable [for all functions that are available to registered SafeHome users.](#)

Aspects—An Example in **www.safehomeassured.com** WebApp

- As design refinement occurs, A^* is a **design representation** for requirement A and B^* is a **design representation** for requirement B .
 - ➔ A^* and B^* are representations of concerns, and B^* *cross-cuts* A^* .
- An *aspect* is a representation of a cross-cutting concern.
- Therefore, the design representation, B^* , of the requirement, *a registered user must be validated prior to using **safehomeassured.com***, is an aspect of the *SafeHome WebApp*.

Aspects – Design Principle

- It is important to identify aspects so that the design can properly accommodate them as refinement and modularization occur.
- In an ideal context, **an aspect is implemented as a separate module** (component) rather than as software fragments that are “scattered” or “tangled” throughout many components
- To accomplish this, **the design architecture should support a mechanism for defining an aspect**—a module that enables the concern to be implemented across all other concerns that it crosscuts.

Refactoring

- A reorganization technique that simplifies the design of component without changing its function and behavior
- Fowler [FOW99] defines refactoring in the following manner:
 - "Refactoring is the process of changing a software system in such a way that it does not alter the external behavior of the code [design] yet improves its internal structure."

Refactoring

- When software is refactored, the existing design is examined for
 - redundancy
 - unused design elements
 - inefficient or unnecessary algorithms
 - poorly constructed or inappropriate data structures
 - or any other design failure that can be corrected to yield a better design.

OO Design Concepts

- **Design classes**
 - Entity classes
 - Boundary classes
 - Controller classes
- **Inheritance**—all responsibilities of a superclass is immediately inherited by all subclasses
- **Messages**—stimulate some behavior to occur in the receiving object
- **Polymorphism**—a characteristic that greatly reduces the effort required to extend the design

Design Classes

- Analysis class
 - The analysis model defines a set of analysis classes.
 - The level of abstraction of an analysis class is relatively high.
- Design class
 - *Design classes* refine the analysis classes
 - Design class provides design detail that will enable the classes to be implemented, and implement a software infrastructure that supports the business solution.

Design Classes: Five types

- *User interface classes* define all abstractions that are necessary for human computer interaction (HCI).
- *Business domain classes* are often refinements of the analysis classes defined earlier. The classes identify the attributes and services (methods) that are required to implement some element of the business domain.
- *Process classes* implement lower-level business abstractions required to fully manage the business domain classes.
- *Persistent classes* represent data stores (e.g., a database) that will persist beyond the execution of the software.
- *System classes* implement software management and control functions that enable the system to operate and communicate within its computing environment and with the outside world.

Characteristics for Well-formed Design Classes

■ **Complete and sufficient**

- A design class should be the **complete encapsulation** of all attributes and methods that can reasonably be expected to exist for the class.
 - E.g.) the class **Scene** defined for video-editing software is complete only if it contains all attributes and methods that can reasonably be associated with the creation of a video scene.
- **Sufficiency** ensures that the design class contains only those methods that are sufficient to achieve the intent of the class, no more and no less.

Characteristics for Well-formed Design Classes

■ Primitiveness

- **Methods** associated with a design class should be focused on accomplishing **one service for the class**.
- Once the service has been implemented with a method, the class **should not provide another way** to accomplish the same thing.
 - E.g.) the class **VideoClip** for video-editing software might have attributes start-point and end-point to indicate the start and end points of the clip
 - The methods, *setStartPoint()* and *setEndPoint()*, provide the only means for establishing start and end points for the clip

Characteristics for Well-formed Design Classes

- **High cohesion.**

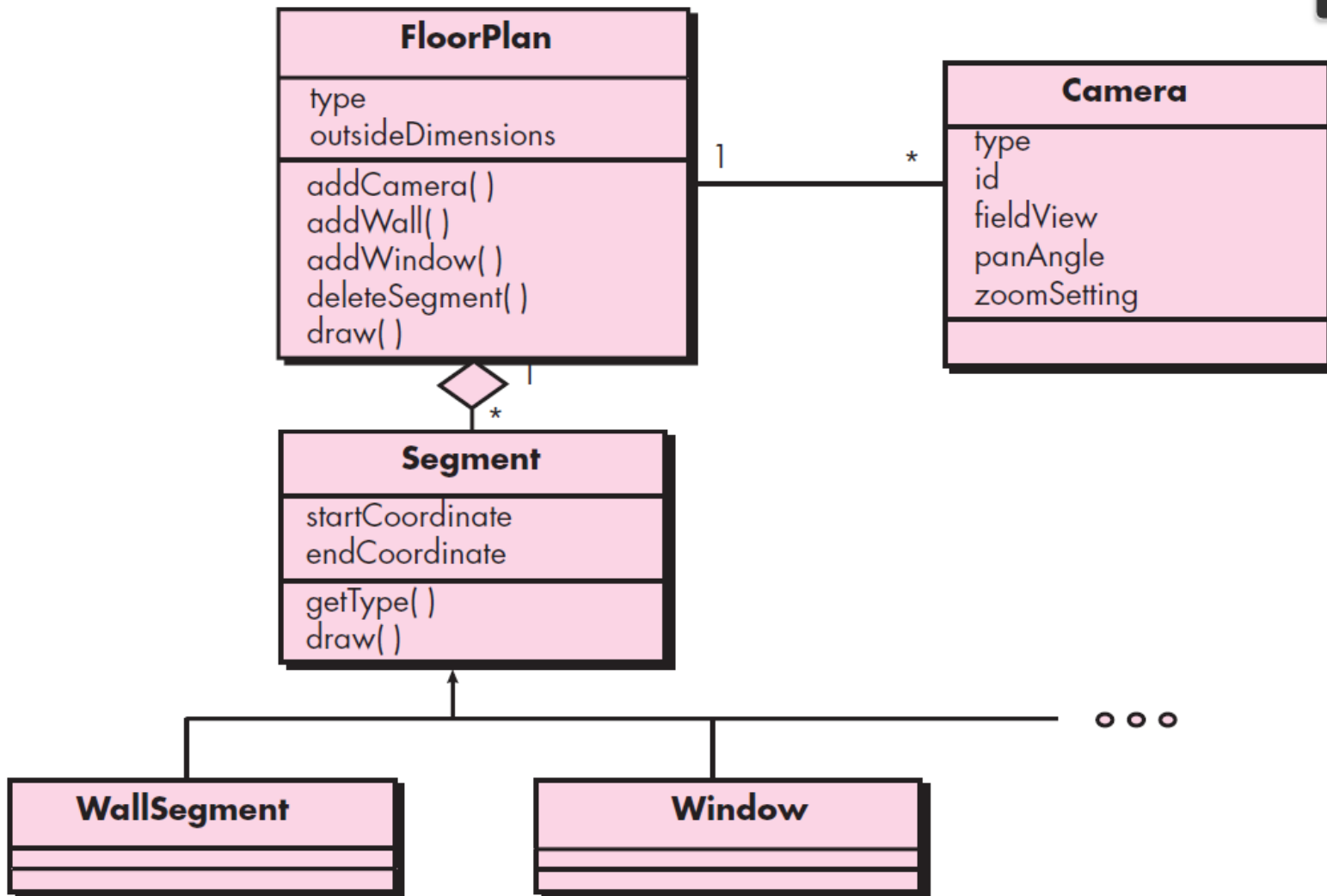
- A cohesive design class has a small, focused set of responsibilities and single-mindedly applies attributes and methods to implement
 - E.g.) The class **VideoClip** might contain a set of methods for editing the video clip. As long as each method focuses solely on attributes associated with the video clip, cohesion is maintained.

Characteristics for Well-formed Design Classes

- **Low coupling.**

- Within the design model, it is necessary for design classes to collaborate with one another. However, collaboration should be kept to an acceptable minimum.
- In general, design classes within a subsystem should have only limited knowledge of other classes.

Design Classes: Example



Dependency Inversion

- Many older software architectures is hierarchical
 - At the top of the architecture, “**control**” components rely on lower-level **worker** components to perform various cohesive tasks
 - E.g.) A simple program o read keyboard stokes and then print the result to a printer
 - C: control module
 - R: keystroke reader module (a worker module)
 - W: a module that writes to a printer (a worker module)
- ➔
- **C is highly dependent on R and W ➔ Coupled**
 - To remove the level of dependence, the worker modules R and W should be invoked from **the control module C using abstractions**

Dependency Inversion

- In OO software engineering, abstractions are implemented as abstract classes, R^* and W^*
 - These abstract classes could then be used to invoke worker classes that perform any read and write function
 - A **copy** class, C , invokes abstract classes, R^* and W^*
 - The abstract class points to the appropriate worker-class
 - E.g.) R^* might point to `read()` operation
 - Within a **keyboard class** in one context
 - Within a **sensor class** in another
- ➔ **reduces coupling**

Dependency Inversion Principle

- **1. High-level modules (classes) should not depend upon low-level modules. Both should depend on abstractions**
- **2. Abstractions should not depend on details. But, details should depend on abstractions**

Design for Test

- There is a chicken-and-egg debate about whether software design or test case design should come first
 - [Wir09] *Advocates of test-driven development (TDD) write tests before implementing any other code. They take to heart Tom Peter's credo, "Test fast, fail fast, adjust fast." Testing guides their design as they implement in short, rapid-fire "write test code— fail the test— write enough code to pass— then pass the test" cycles*

Design for Test

- If design comes first, then the design must be developed with **seams**
- **Seams:** Sometimes called “**test hooks**”
 - Seams are locations in the detailed design **where you can “insert test code that probes the state of your running software” and/or “isolate code under test from its production environment so that you can exercise it in a controlled testing context”**
- **Seams must be consciously designed at the component level**
- A designer must give thought to **the tests that will be conducted to exercise the component**
 - You need to provide appropriate test affordances – factoring your design in way that lets test code interrogate and control the running system [Wirfs-Brock]

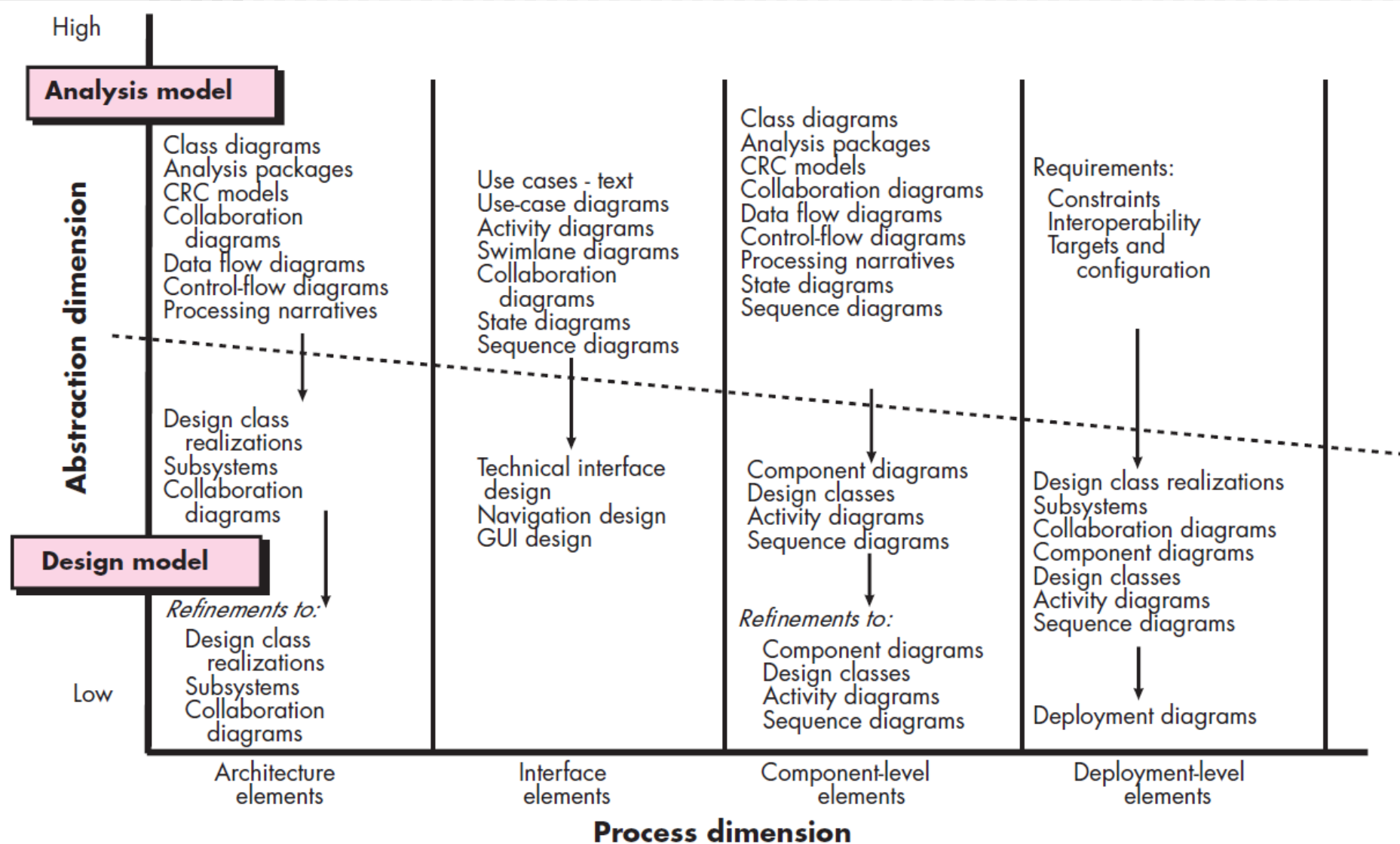
The Design Model

- The design model can be viewed in two different dimensions
- The *process dimension* indicates the evolution of the design model as design tasks are executed as part of the software process
- The *abstraction dimension* represents the level of detail as each element of the analysis model is transformed into a design equivalent and then refined iteratively.

Design Model vs. Analysis Model

- The elements of the design model use many of the same UML diagrams that were used in the analysis model.
- But, the difference is that these diagrams are refined and elaborated as part of design

The Design Model



Design Model Elements

■ Data elements

- Data model --> data structures
- Data model --> database architecture

■ Architectural elements

- Application domain
- Analysis classes, their relationships, collaborations and behaviors are transformed into design realizations
- Patterns and “styles” (Chapters 9 and 12)

■ Interface elements

- the user interface (UI)
- external interfaces to other systems, devices, networks or other producers or consumers of information
- internal interfaces between various design components.

■ Component elements

■ Deployment elements

Data Design Elements

- Data design (sometimes referred to as *data architecting*) creates a model of data and/or information that is represented at a high level of abstraction (the customer/user's view of data).
- This data model is then refined into progressively more implementation-specific representations that can be processed by the computer-based system.
- The structure of data has always been an important part of software design.

Data Design Elements

- At the architectural level, data design focuses on files or databases
- At the component level, data design considers the data structures that are required to implement local data objects

Architectural Design Elements

- The *architectural design* for software is the equivalent to the floor plan of a house.
 - The floor plan depicts the **overall layout** of the rooms; their size, shape, and relationship to one another; and the doors and windows that allow movement into and out of the rooms.
 - The floor plan gives us an **overall view** of the house.
- Architectural design elements give us an **overall view of the software**.

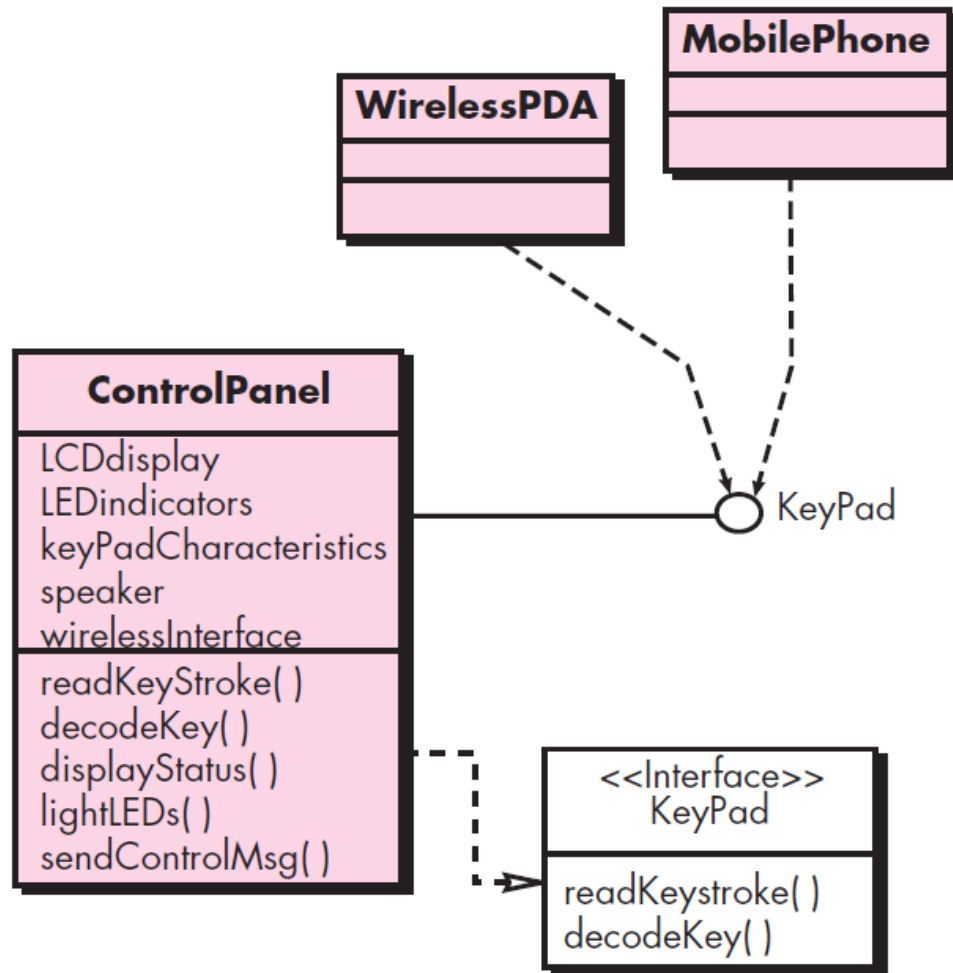
Architectural Design Elements: Three Sources

- The architectural model [Sha96] is derived from three sources:
 - 1) information about the application domain for the software to be built;
 - 2) specific requirements model elements such as data flow diagrams or analysis classes, their relationships and collaborations for the problem at hand, and
 - 3) the availability of architectural patterns (Chapter 12) and styles (Chapter 9).

Interface Design Elements

- Interface is a set of operations that describes the externally observable behavior of a class and provides access to its public operations
- Important elements
 - User interface (UI)
 - External interfaces to other systems
 - Internal interfaces between various design components
- Modeled using UML communication diagrams (called collaboration diagrams in UML 1.x)

Interface Design Elements



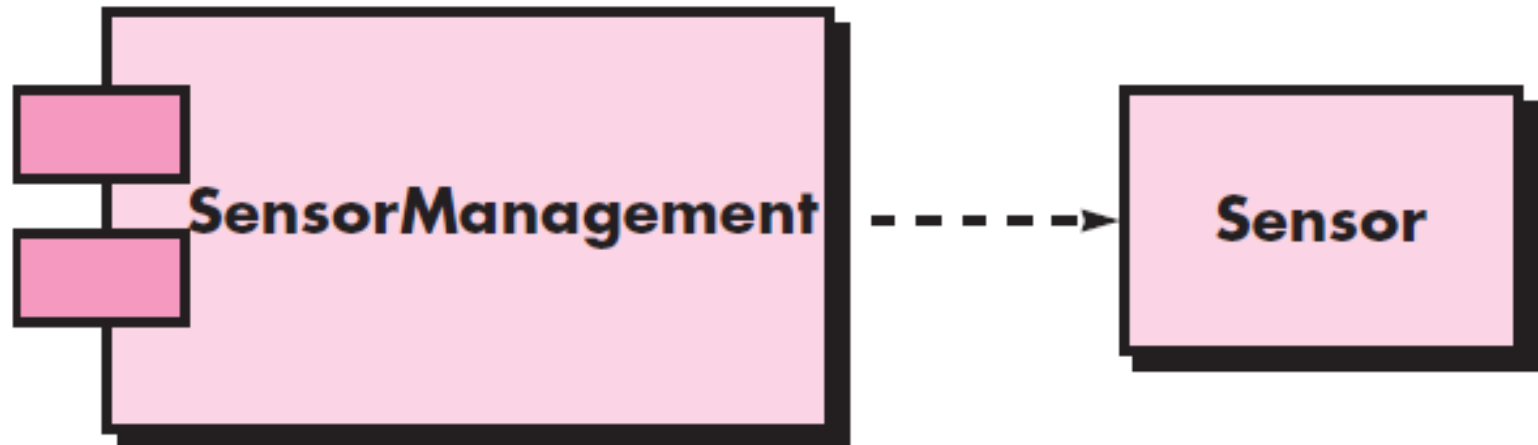
Component-Level Design Elements

- The component-level design for software is the **equivalent to a set of detailed drawings** (and specifications) for each room in a house.
- These drawings depict wiring and plumbing within each room, the location of electrical receptacles and wall switches, faucets, sinks, showers, tubs, drains, cabinets, and closets.
- They also describe the flooring to be used, the moldings to be applied, and every other detail associated with a room.

Component-Level Design Elements

- Fully describes **the internal detail** of each software component
- Defines
 - Data structures for all local data objects
 - Algorithmic detail for all component processing that occurs within a component
 - Interface that allows access to all component operations
- Modeled using UML component diagrams, UML activity diagrams, pseudocode (PDL), and sometimes flowcharts

Component Elements

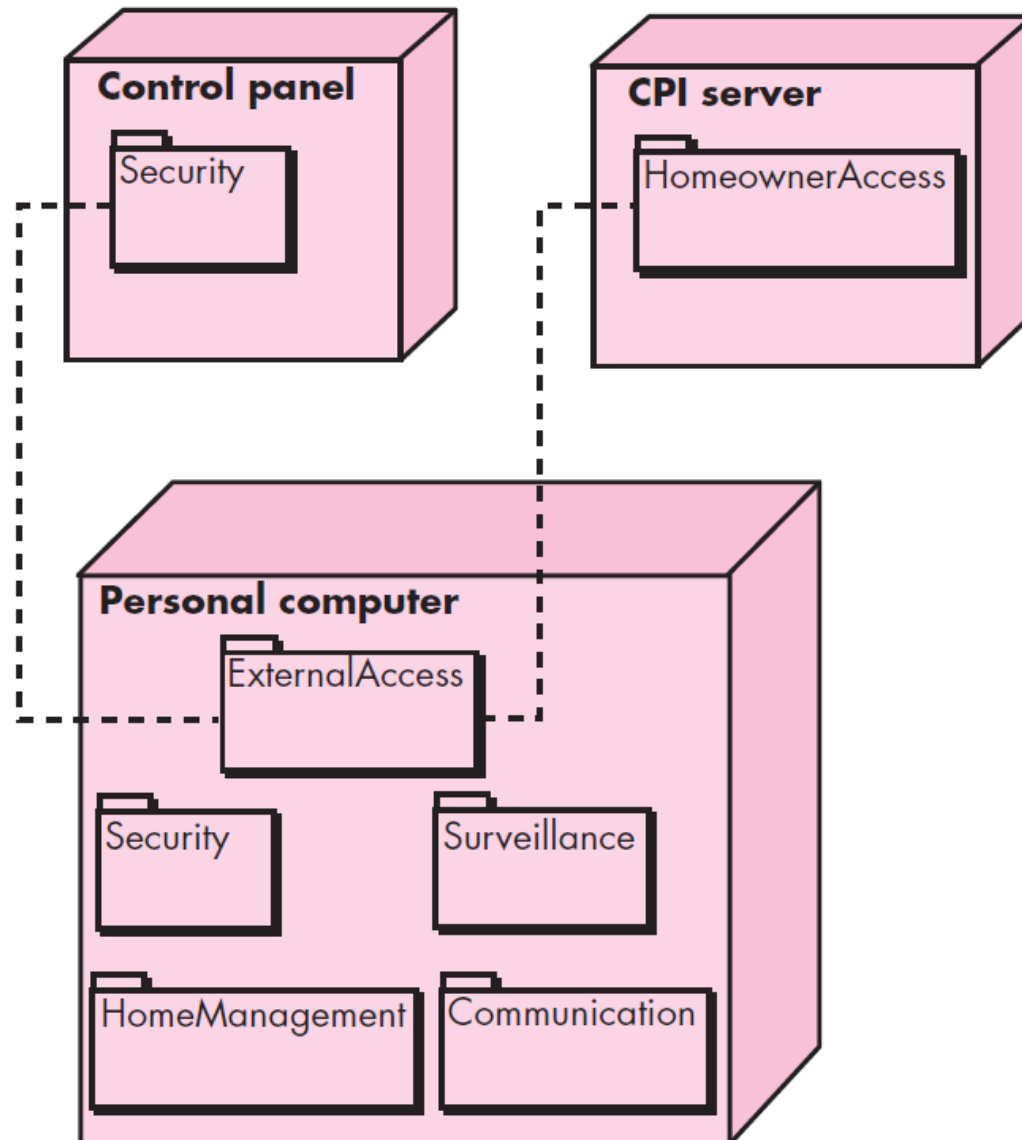


The **SensorManagement** component performs all functions associated with SafeHome sensors including monitoring and configuring them

Deployment-Level Design Elements

- Indicates how software functionality and subsystems will be allocated within the physical computing environment
- Modeled using UML deployment diagrams
- *Descriptor form* deployment diagrams show the computing environment but does not indicate configuration details
- *Instance form* deployment diagrams identifying specific named hardware configurations are developed during the latter stages of design

Deployment-Level Design Elements



Summary

- Software designers must sift through many design alternatives and converge on a solution that
- best suits the needs of project stakeholders. The design process moves from a “big picture” view of software to a more narrow view that defines the detail required to implement a system.
- The process begins by focusing on architecture.
- Design concepts have evolved over the first 60 years of software engineering work.

Summary

- The design model encompasses four different elements.
 - Architectural elements
 - use information derived from the application domain, the requirements model, and available catalogs for patterns and styles to derive a complete structural representation of the software, its subsystems, and components.
 - Interface design elements,
 - model external and internal interfaces and the user interface
 - Component-level elements
 - Define each of the modules (components) that populate the architecture.
 - Deployment-level design
 - Allocate the architecture, its components, and the interfaces to the physical configuration that will house the software.