

Chapter 13

■ Architectural Design

Slide Set to accompany

Software Engineering: A Practitioner's Approach, 8/e

by Roger S. Pressman

Slides copyright © 1996, 2001, 2005, 2009 by Roger S. Pressman (revised by Seung-Hoon Na)

For non-profit educational use only

May be reproduced ONLY for student use at the university level when used in conjunction with *Software Engineering: A Practitioner's Approach, 7/e*. Any other reproduction or use is prohibited without the express written permission of the author.

All copyright information MUST appear if these slides are posted on a website for student use.

Introduction: What is Architecture?

- Let's consider the architecture of a building
- Simply saying, the architecture is the overall shape of the physical structure
- The architecture is the manner in which the various components of the building are integrated to form a cohesive whole
- This is the way in which the building fits into its environment and meshes with other building in its vicinity
- It is the degree to which the building meets its stated purpose and satisfies the needs of its owner
- It is the aesthetic feel of the structure and the way textures, colors, and materials are combined
- It is small details – the design of lighting fixtures, the type of flooring, the placement of wall hangings
- Finally It is art
- It is thousands of decisions, both big and small

Software Architecture

- Software architecture must model the structure of a system and the manner in which data and procedural components collaborate with one another.
 - The software architecture of a program or computing system is the structure or structures of the system, which comprise software components, the externally visible properties of those components, and the relationships among them. [Bas03]

Software Architecture

- The architecture is not the operational software. Rather, it is a representation that enables a software engineer to:
- (1) **analyze the effectiveness of the design** in meeting its stated requirements,
- (2) **consider architectural alternatives** at a stage when making design changes is still relatively easy, and
- (3) **reduce the risks** associated with the construction of the software.

Why is Architecture Important?

- **Representations of software architecture are an enabler** for communication between all parties (stakeholders) interested in the development of a computer-based system.
- **The architecture highlights early design decisions** that will have a profound impact on all software engineering work that follows and, as important, on the ultimate success of the system as an operational entity.
- **Architecture “constitutes a relatively small, intellectually graspable mode** of how the system is structured and how its components work together” [BAS03].

Why is Architecture Important?

- The architectural model provides a Gestalt view of the system, allowing the software engineer to examine it as a whole

Architectural Descriptions

- Different viewpoints that are driven by different sets of concerns
- An architectural description is a set of work products that reflect different views of the system
- Blueprint metaphor
 - It is most familiar to the stakeholders who write programs to implement a system
 - Developers regard architecture descriptions as a means of transferring explicit information from architects to designers to software engineers charged with producing the system components
- Language metaphor
 - Views architecture as a facilitator of communication across stakeholder groups
 - This view is preferred by stakeholders with a high customer focus

Architectural Descriptions

■ Decision metaphor

- Represents architecture as the product of decisions involving trade-offs among properties such as cost, usability, maintainability, and performance
- Stakeholders (project managers) view architectural decisions as the basis for allocating project resources and work tasks

■ Literature metaphor

- It is used to document architectural solutions constructed in the past
- This view supports the construction of artifacts and the transfer of knowledge between designers and software maintenance staff
- It also supports stakeholders whose concern is reuse of components and designs

➔ An architectural description must exhibit characteristics that combine these metaphors

Architectural Descriptions

- The IEEE Computer Society has proposed IEEE-Std-1471-2000, *Recommended Practice for Architectural Description of Software-Intensive System*, [IEE00]
 - to establish a **conceptual framework and vocabulary** for use during the design of software architecture,
 - to provide **detailed guidelines** for representing an architectural description, and
 - to encourage **sound architectural design practices**.
- The IEEE Standard defines an **architectural description (AD)** as a “a collection of products to document an architecture.”
 - The description itself is represented using multiple views, where **each view** is “a representation of a whole system from the perspective of a related set of [stakeholder] concerns.”

Architectural Decisions

- Each view developed as part of an architectural description addresses a specific stakeholder concern.
- To develop each view, the system architect considers a variety of alternatives and ultimately decides on the specific architectural features that best meet the concern.
- Therefore, architectural decisions themselves can be considered to be one view of the architecture.
- The reasons that decisions were made provide insight into the structure of a system and its conformance to stakeholder concerns.

Architecture Decision Description Template

- A system architect can use a template to document each major decision.
- ➔ Architecture decision description template
- Using a template provides a rationale for your work and establish an historical record that can be useful when design modifications must be made.

Architecture Decision Description Template

INFO



Architecture Decision Description Template

Each major architectural decision can be documented for later review by stakeholders who want to understand the architecture description that has been proposed. The template presented in this sidebar is an adapted and abbreviated version of a template proposed by Tyree and Ackerman [Tyr05].

- Design issue:** Describe the architectural design issues that are to be addressed.
- Resolution:** State the approach you've chosen to address the design issue.
- Category:** Specify the design category that the issue and resolution address (e.g., data design, content structure, component structure, integration, presentation).
- Assumptions:** Indicate any assumptions that helped shape the decision.
- Constraints:** Specify any environmental constraints that helped shape the decision (e.g., technology standards, available patterns, project-related issues).

Alternatives:

Briefly describe the architectural design alternatives that were considered and why they were rejected.

Argument:

State why you chose the resolution over other alternatives.

Implications:

Indicate the design consequences of making the decision. How will the resolution affect other architectural design issues? Will the resolution constrain the design in any way?

Related decisions:

What other documented decisions are related to this decision?

Related concerns:

What other requirements are related to this decision?

Work products:

Indicate where this decision will be reflected in the architecture description.

Notes:

Reference any team notes or other documentation that was used to make the decision.

Architectural Genres

- *Genre* implies a specific category within the overall software domain.
- Within each category, you encounter a number of subcategories.
 - For example, within the genre of *buildings*, you would encounter the following general *styles*: houses, condos, apartment buildings, office buildings, industrial building, warehouses, and so on.
 - Within each general style, more specific styles might apply. Each style would have a structure that can be described using a set of predictable patterns.

Architectural Genres [Boo08]

- **Artificial intelligence**—Systems that simulate or augment human cognition, locomotion, or other organic processes.
- **Commercial and nonprofit**—Systems that are fundamental to the operation of a business enterprise.
- **Communications**—Systems that provide the infrastructure for transferring and managing data, for connecting users of that data, or for presenting data at the edge of an infrastructure.
- **Content authoring**—Systems that are used to create or manipulate textual or multimedia artifacts.

Architectural Genres [Boo08]

- **Devices**—Systems that interact with the physical world to provide some point service for an individual.
- **Entertainment and sports**—Systems that manage public events or that provide a large group entertainment experience.
- **Financial**—Systems that provide the infrastructure for transferring and managing money and other securities.
- **Games**—Systems that provide an entertainment experience for individuals or groups.
- **Government**—Systems that support the conduct and operations of a local, state, federal, global, or other political entity.

Architectural Genres [Boo08]

- **Industrial**—Systems that simulate or control physical processes.
- **Legal**—Systems that support the legal industry.
- **Medical**—Systems that diagnose or heal or that contribute to medical research.
- **Military**—Systems for consultation, communications, command, control, and intelligence (C4I) as well as offensive and defensive weapons.
- **Operating systems**—Systems that sit just above hardware to provide basic software services.
- **Platforms**—Systems that sit just above operating systems to provide

Architectural Genres

[Boo08]

- **Scientific**—Systems that are used for scientific research and applications.
- **Tools**—Systems that are used to develop other systems.
- **Transportation**—Systems that control water, ground, air, or space vehicles.
- **Utilities**—Systems that interact with other software to provide some point service.

Architectural Styles: Introduction

- When a builder uses the phrase “center hall colonial” to describe a house, the builder has used *an architectural style as a descriptive mechanism to differentiate the house from other styles* (e.g., A-frame, raised ranch, Cape Cod).
- But more important, the architectural style is also a template for construction.
 - Further details of the house must be defined, its final dimensions must be specified, customized features may be added, building materials are to be determined,
 - But the style—a “center hall colonial”—*guides the builder in his work.*

Architectural Styles in Software

- Each style describes a system category that encompasses:
- (1) a **set of components** (e.g., a database, computational modules) that perform a function required by a system
- (2) a **set of connectors** that enable “communication, coordination and cooperation” among components
- (3) **constraints** that define how components can be integrated to form the system
- (4) **semantic models** that enable a designer to understand the overall properties of a system by analyzing the known properties of its constituent parts.

Architectural Styles in Software

- An architectural style is a transformation that is imposed on the design of an entire system.
- The intent is to establish a structure for all components of the system.
- In the case where an existing architecture is to be reengineered, the imposition of an architectural style will result in fundamental changes to the structure of the software including a reassignment of the functionality of components [Bos00].

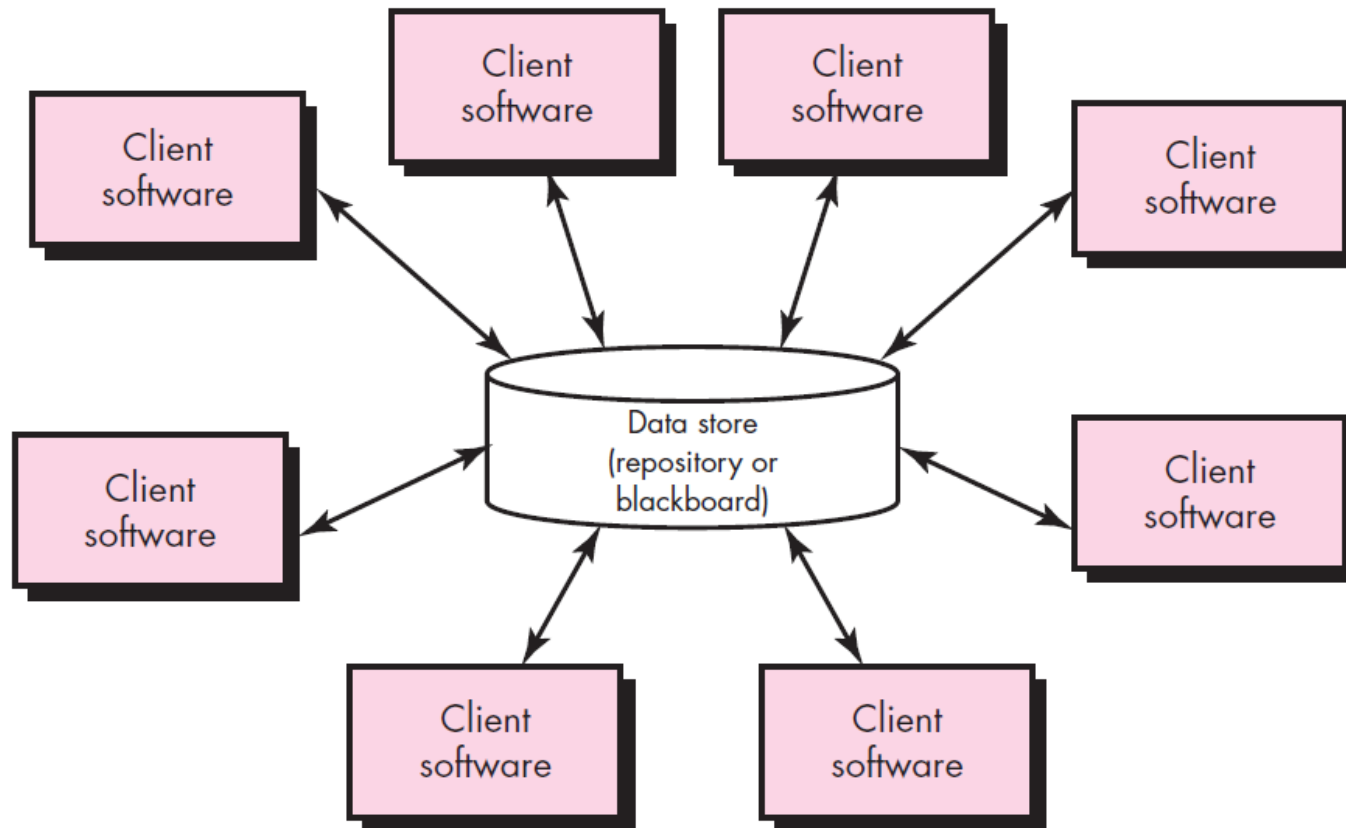
Architectural Styles vs Architectural Patterns

- A pattern differs from a style in a number of fundamental ways:
 - (1) the scope of a pattern is **less broad**, focusing on one aspect of the architecture rather than the architecture in its entirety;
 - (2) a pattern imposes a rule on the architecture, describing how the software will handle some aspect of its functionality at the infrastructure level (e.g., concurrency)
 - (3) architectural patterns tend to address specific behavioral issues within the context of the architecture
- ➔ Patterns can be used in conjunction with an architectural style to shape the overall structure of a system.

Data-centered architectures

- A data store (e.g., a file or database) resides at the center of this architecture and is accessed frequently by other components that update, add, delete, or otherwise modify data within the store

Data-Centered Architecture



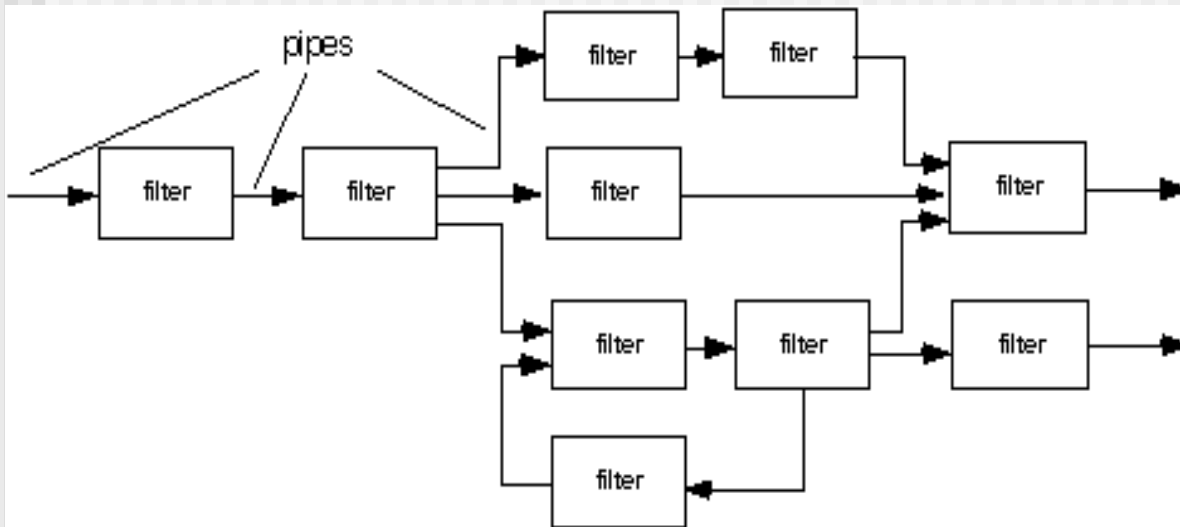
Data-Centered Architecture

- Data-centered architectures promote *integrability* [Bas03].
 - That is, existing components can be changed and new client components added to the architecture without concern about other clients
- In addition, data can be passed among clients using the blackboard mechanism
 - The blackboard component serves to coordinate the transfer of information between clients
- Client components independently execute processes.

Data-flow architectures

- This architecture is applied when input data are to be transformed through a series of computational or manipulative components into output data.
- If the data flow degenerates into a single line of transforms, it is termed **batch sequential**.
- This structure accepts a batch of data and then applies a series of sequential components (filters) to transform it.

Data Flow Architecture



(a) pipes and filters

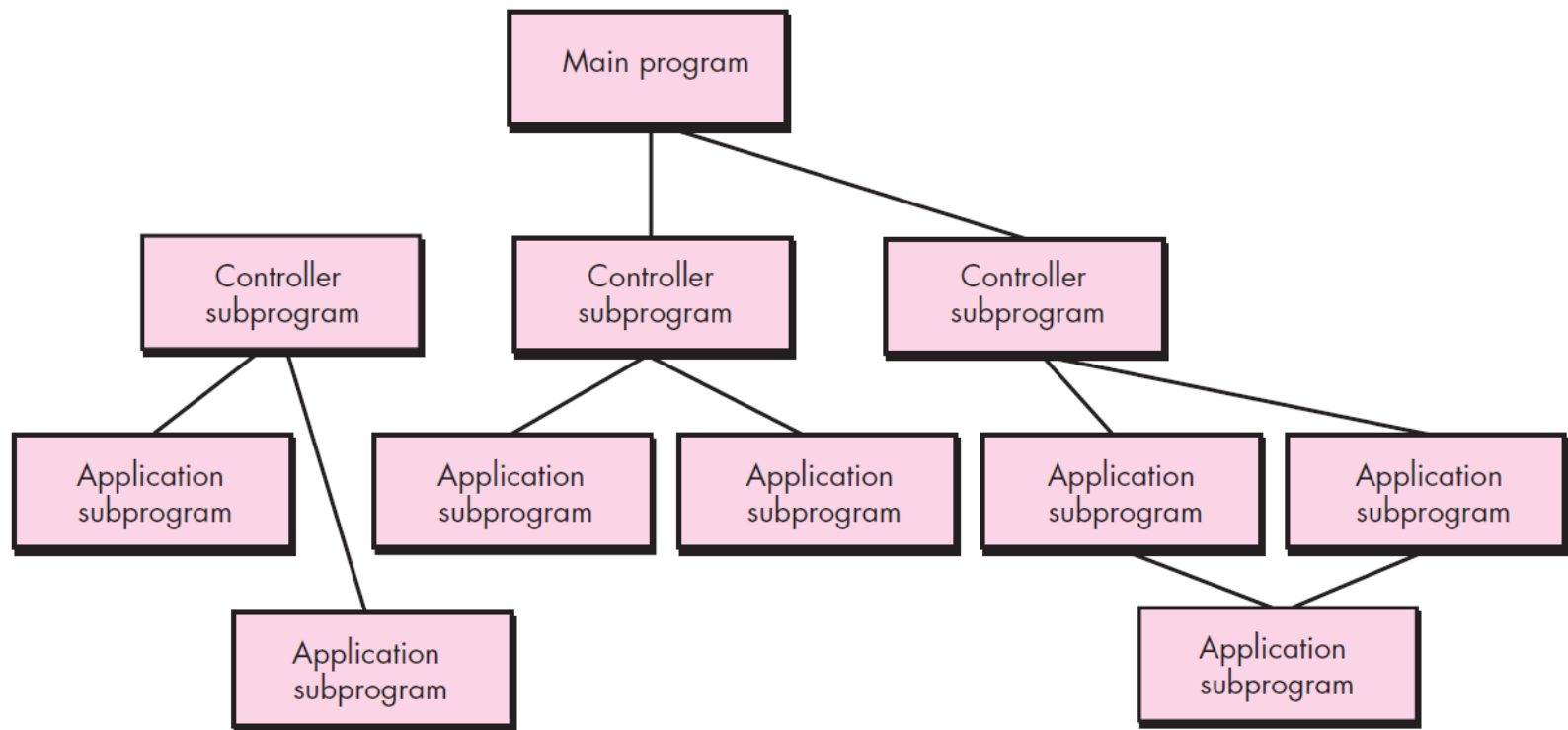


(b) batch sequential

Call and Return Architecture

- This architectural style enables you to achieve a program structure that is **relatively easy to modify and scale**.
- A number of substyles exist within this category:
- (1) *Main program/subprogram architectures*. This classic program structure decomposes function into a control hierarchy where a “main” program invokes a number of program components that in turn may invoke still other components.
- (2) *Remote procedure call architectures*. The components of a main program/subprogram architecture are distributed across multiple computers on a network.

Call and Return Architecture



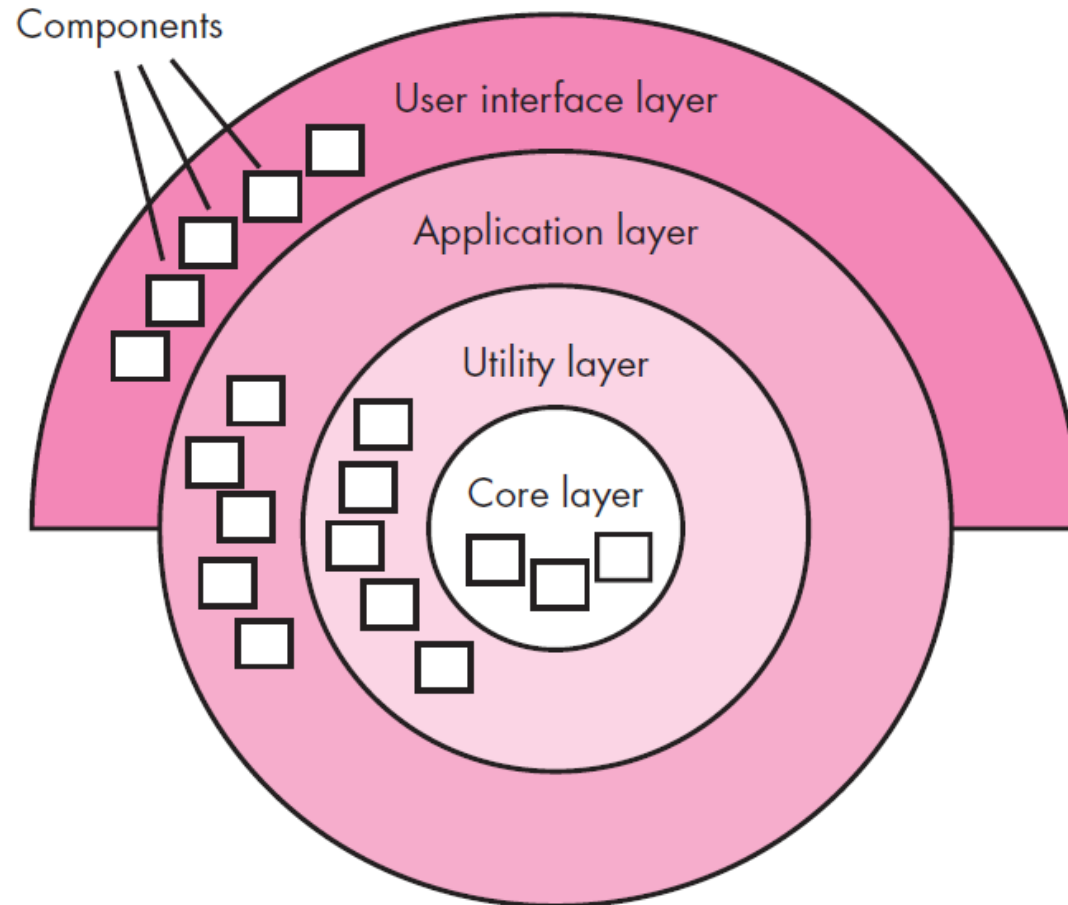
Object-oriented architectures

- The components of a system encapsulate data and the operations that must be applied to manipulate the data. Communication and coordination between components are accomplished via message passing.

Layered architectures

- A number of different layers are defined, each accomplishing operations that progressively become closer to the machine instruction set.
- Outer layer: components service user interface operations.
- Inner layer: components perform operating system interfacing.
- Intermediate layers: provide utility services and application software functions.

Layered Architecture



Architectural styles: Choosing the Right Style

- Issue of choosing the right architectural style
 - Once requirements engineering uncovers the characteristics and constraints of the system to be built, the architectural style and/or combination of patterns that best fits those characteristics and constraints can be chosen
- In many cases, more than one pattern might be appropriate and alternative architectural styles can be designed and evaluated.
 - E.g.) A layered style (appropriate for most systems) can be combined with a data-centered architecture in many database applications.

Guidance for the Right Architectural Style

- Two concepts provide some guidance
- Problem frame
 - Describes characteristics of recurring problems, without being distracted by references to details of domain knowledge or programming solution implementations
- Domain-driven design
 - Suggests that the software design should reflect the domain and the domain logic of the business problem you want to solve with your application

Guidance for Architectural Styles: Problem Frame

■ Problem frame

- A generalization of a class of problems that might be used to solve the problem at hand
- Five fundamental problem frames
 - Simple work pieces (tools)
 - Required behavior (data centered)
 - Commanded behavior (command processor)
 - Information display (observer)
 - Transformation (pipe and filter variants)
- Real world problems follow more than one problem frame

Problem Frame - Example

- MVC (the model-view-controller) in WebApp design
 - Viewed as combining two problem frames
 - Command behavior & information display
 - **Command behavior**: each user's command is sent from the browser window to a command processor
 - **Information rendering model**: instructs the information rendering model to translate it for display in the browser software

Guidance for Architectural Styles: Domain Modeling

- **Domain modeling** can influence the choice of architectural style, particularly the core properties of **domain objects**
- The domain objects that represent physical objects should be treated differently from those representing logical objects
- The domain objects
 - **Physical objects**
 - Must obey **stringent constraints** like connection limitations or use of consumable resources (e.g. sensors or drives)
 - **Logical objects**
 - Have **softer real-time behaviors** that can be canceled or undone (e.g. schedules or workflows)
- Domain-driven design is often best supported by a **layered architectural style**

Architectural Patterns

- Architectural patterns address an application-specific problem within a specific context and under a set of limitations and constraints.
- The pattern proposes an architectural solution that can serve as the basis for architectural design
- Most applications fit within a specific domain or genre and that one or more architectural styles may be appropriate for that genre
 - E.g.) the overall architectural style for an application might be call-and return or object-oriented.
 - But within that style, you will encounter a set of common problems that might best be addressed with specific architectural patterns.

Organization and Refinement

- Because the design process often leaves you with a number of architectural alternatives, it is important to establish **a set of design criteria** that can be used to assess an architectural design that is derived.
 - **Control.** How is control managed within the architecture? Does a distinct control hierarchy exist, and if so, what is the role of components within this control hierarchy? How do components transfer control within the system? How is control shared among components? What is the control topology (i.e., the geometric form that the control takes)? Is control synchronized or do components operate asynchronously?

Organization and Refinement

- **Data.** How are data communicated between components? Is the flow of data continuous, or are data objects passed to the system sporadically? What is the mode of data transfer (i.e., are data passed from one component to another or are data available globally to be shared among system components)? Do data components (e.g., a blackboard or repository) exist, and if so, what is their role? How do functional components interact with data components? Are data components passive or active (i.e., does the data component actively interact with other components in the system)? How do data and control interact within the system?

Architectural Considerations

■ Economy

- The best software is uncluttered and relies on abstraction to reduce unnecessary detail

■ Visibility

- Architectural decisions and the reasons for them should be obvious to software engineers who examine the model at a later time
- Poor visibility arises when important design and domain concepts are poorly communicated to those who must complete the design and implement the system

■ Spacing

- Separation of concerns in a design without introducing hidden dependencies is a desirable design concept that is sometimes referred to as spacing
- Sufficient spacing leads to modular designs, but too much spacing leads to fragmentation and loss of visibility

Architectural Considerations

■ Symmetry

- Architectural symmetry implies that a system is consistent and balanced in its attributes
- Symmetric designs are easier to understand, comprehend, and communicate
 - E.g.) a customer account object is modeled by a software architecture that requires `open()` and `close()`

■ Emergence

- Emergent, self-organized behavior and control are often the key to creating scalable, efficient, and economic software architectures
- E.g.) Many real-time software applications are event driven
 - The sequence and duration of the events that define the system's behavior is an emergent quality
 - It is very difficult to plan for every possible sequence of events
 - Instead, the system architect should create a flexible system that accommodates this emergent behavior

Architectural Considerations

- All these considerations (economy, visibility, spacing, symmetry, emergence) do not exist in isolation. They interact with each other
- E.g.)
 - spacing can be both reinforced and reduced by economy
 - visibility can be balanced by spacing

Architectural Considerations: Abstraction for Architectural Information

- The architectural description for a software product is not explicitly visible in the source code
- Code modifications made over time can cause slow erosion of the software architecture
- The challenge for a designer is to find suitable abstractions for the architectural information
 - These abstractions have the potential to add structuring that improves readability and maintainability of the source code

Architectural Decisions

- Decisions associated with system architecture: capture **key design issues** and **the rationale** behind chosen architectural solutions
 - Decisions include: software system organization, selection of structural elements and their interfaces, the composition of the selected elements, choices of architectural patterns, application technologies, middleware assets, and programming language
 - The outcome of the architectural decisions **influences the system's nonfunctional characteristics and many of its quality attributes**
- **Developer notes**
 - Document the key design decisions along with their justification
 - Provide a **reference** for new project team members
 - Serve as a **repository** for lessons-learned

Architectural Decisions

- Architectural views
 - Represent and document the needs of various stakeholders
- Decision view
 - Cuts across several views of information contained in traditional architectural representations
 - Captures both the architectural design decisions and their rationale

Architectural Decisions: SOAD

- SOAD (service-oriented architecture decision) modeling
 - A knowledge management framework that provides support for capturing architectural decision dependencies
 - Consists of guidance model & decision model
- **Guidance model**
 - It contains knowledge about architectural decisions required when applying an architectural style in a particular application genre
 - It is based on architectural information obtained from completed projects that employed the architectural style in that genre
 - It documents places where design problems exist and architectural decisions must be made, along with quality attribute which should be considered
 - Potential alternative solutions (with pros and cons) from previous software applications are included to assist the architect in making the best decision possible

Architectural Decisions: SOAD

- Decision model
 - Documents the architectural decisions required and records the decisions actually made on previous projects with their justification
 - The guidance model feeds the architectural decision model in a tailoring step that allows the architect to delete irrelevant issues, enhance important issues, or add new issues
 - A decision model can make use of more than one guidance model and provides feedback to the guidance model after the project is completed
 - This feedback may be accomplished by harvesting lessons learned from project postmortem reviews

Architectural Design

- The software must be placed into context
 - the design should define the external entities (other systems, devices, people) that the software interacts with and the nature of the interaction
- A set of architectural archetypes should be identified
 - An *archetype* is an abstraction (similar to a class) that represents one element of system behavior
- The designer specifies the structure of the system by defining and refining software components that implement each archetype

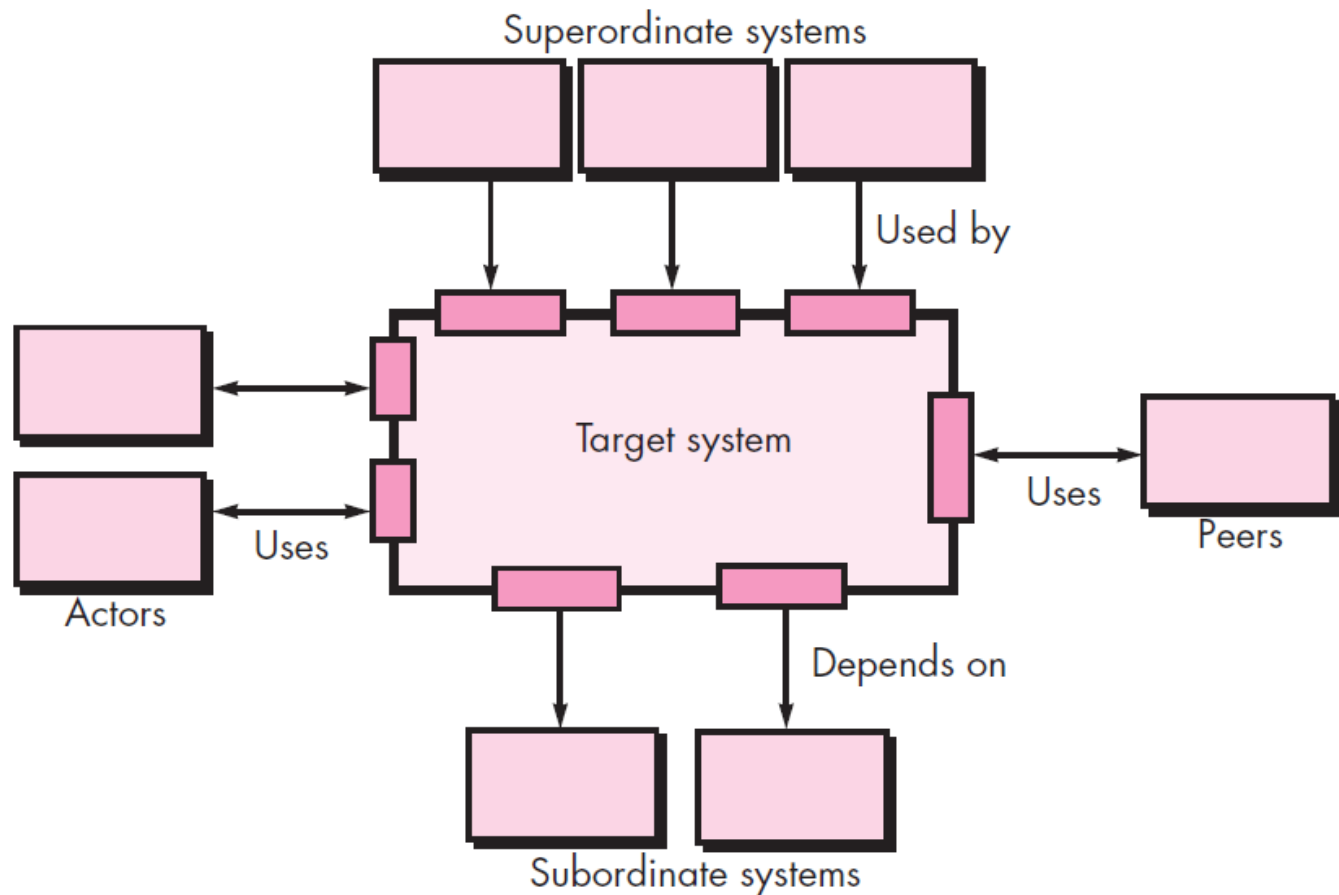
Architectural Design: Steps

- 1) Representing the system in Context
 - Consider architectural context
 - Define superordinate systems, subordinate systems, peer-level systems, actors
- 2) Defining Archetypes
 - Define node, detector, indicator, controller
- 3) Refining the Architecture into Components
 - Being with the analysis classes
 - Consider application domain & infrastructure domain
- 4) Describing Instantiations of the System
 - Describe a lower level representation with further refinement

Representing the System in Context

- At the architectural design level, a software architect uses an *architectural context diagram* (ACD)
- *Architectural context diagram (ACD)*: Model the manner in which software interacts with entities external to its boundaries.

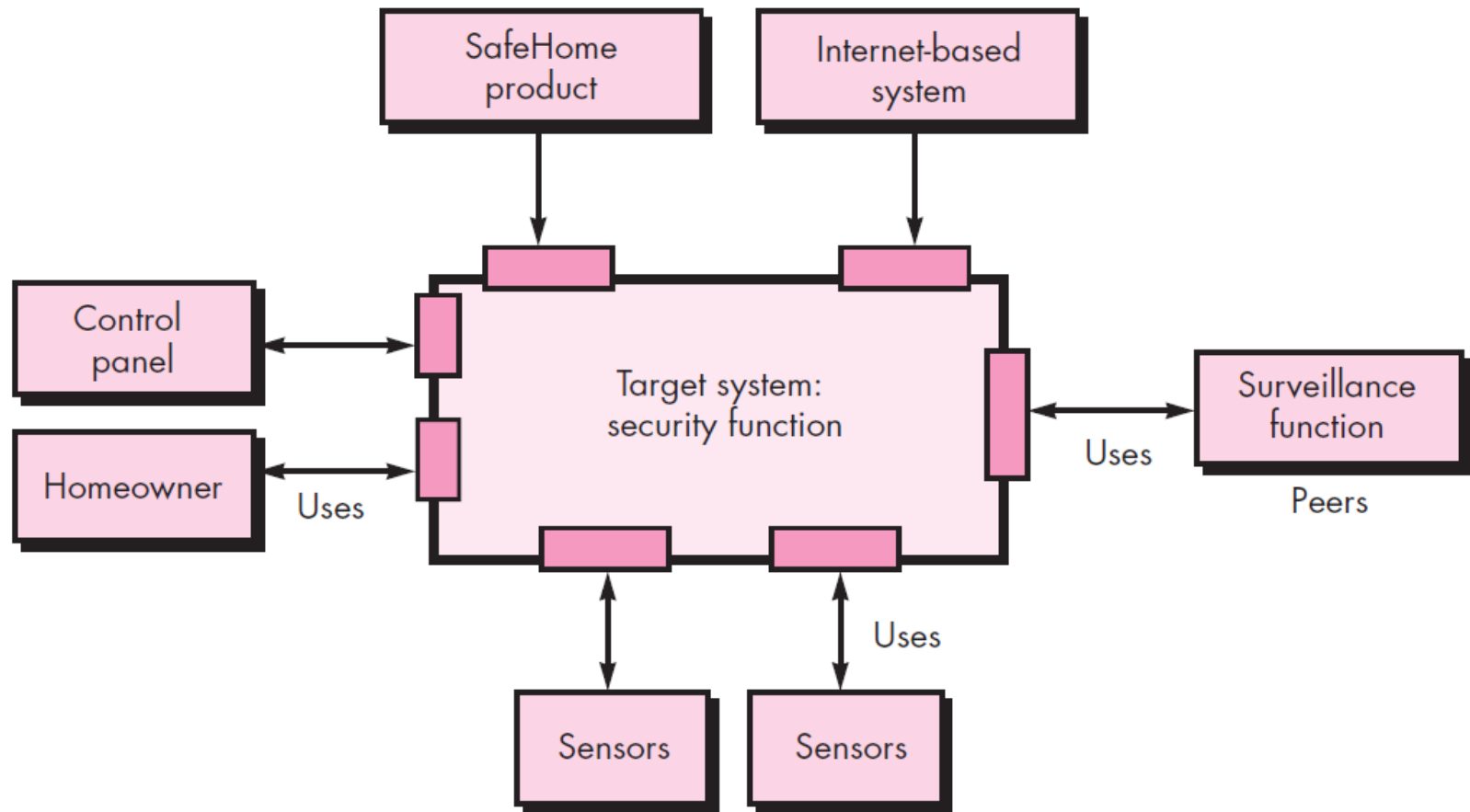
Architectural Context Diagram



Architectural Context Diagram

- Systems that interoperate with the *target system*
 - *Superordinate systems*—those systems that use the target system as part of some higher-level processing scheme.
 - *Subordinate systems*—those systems that are used by the target system and provide data or processing that are necessary to complete target system functionality.
 - *Peer-level systems*—those systems that interact on a peer-to-peer basis (i.e., information is either produced or consumed by the peers and the target system).
 - *Actors*—entities (people, devices) that interact with the target system by producing or consuming information that is necessary for requisite processing

ACD: Example in SafeHome Project



ACD: Example in SafeHome Project

- The overall *SafeHome* product controller and the Internet-based system are both **superordinate** to the security function
- The surveillance function is a **peer system** and uses (is used by) the home security function in later versions of the product.
- The homeowner and control panels are **actors** that are both producers and consumers of information used/produced by the security software.
- Finally, **sensors** are used by the security software and are shown as **subordinate** to it.

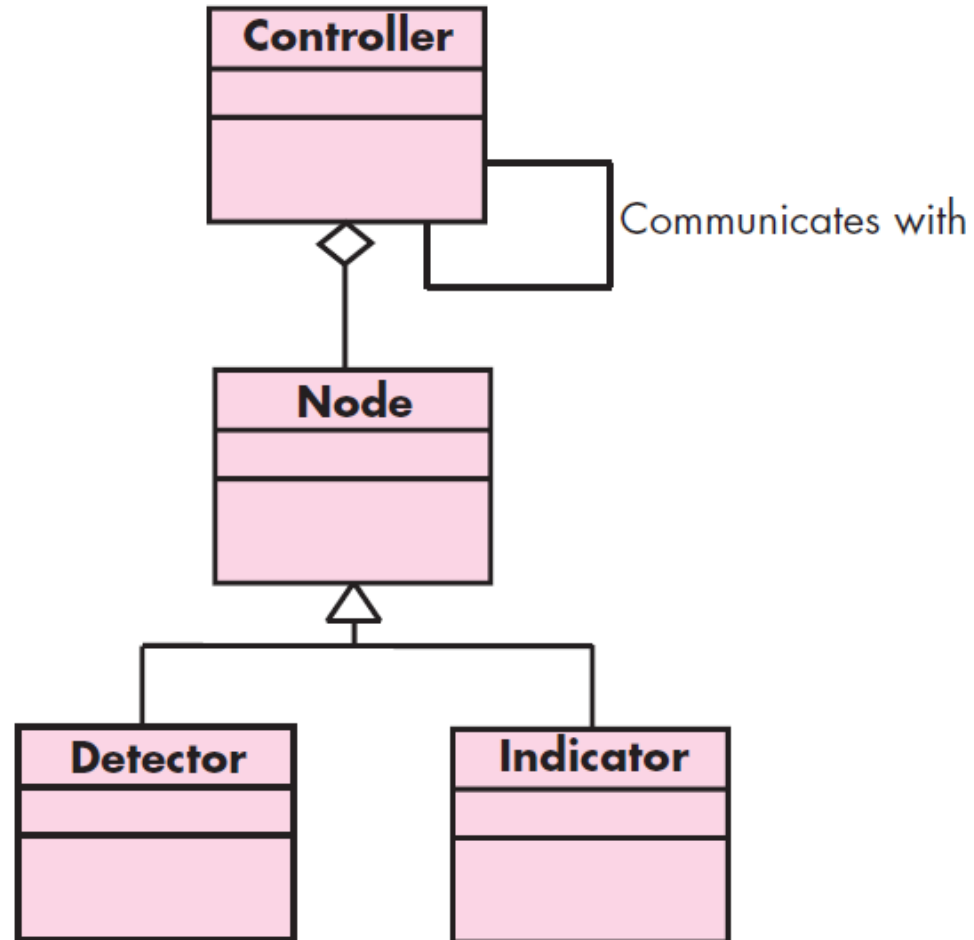
Defining Archetypes

- *Archetype*
 - Is a class or pattern that represents a core abstraction that is critical to the design of an architecture for the target system.
 - Archetypes are the abstract building blocks of an architectural design
 - In general, a relatively small set of archetypes is required to design even relatively complex systems.
- The target system architecture is composed of these archetypes, which represent stable elements of the architecture but may be instantiated many different ways based on the behavior of the system

Archetypes: Example in SafeHome Project

- **Node.** Represents a cohesive collection of input and output elements of the home security function.
 - For example a node might be comprised of (1) various sensors and (2) a variety of alarm (output) indicators
- **Detector.** An abstraction that encompasses all sensing equipment that feeds information into the target system.
- **Indicator.** An abstraction that represents all mechanisms (e.g., alarm siren, flashing lights, bell) for indicating that an alarm condition is occurring.
- **Controller.** An abstraction that depicts the mechanism that allows the arming or disarming of a node. If controllers reside on a network, they have the ability to communicate with one another.

Archetypes



Refining the Architecture into Components

- Analysis classes → Components
- How are these components chosen? We need to refer to two sources domains
- 1) The application domain
 - Describes application-relevant entities in analysis classes within the application (business) domain
- 2) The infrastructure domain
 - Many infrastructure components that enable application components
 - But have no business connection to the application domain.
 - E.g.) memory management components, communication components, database components, and task management components

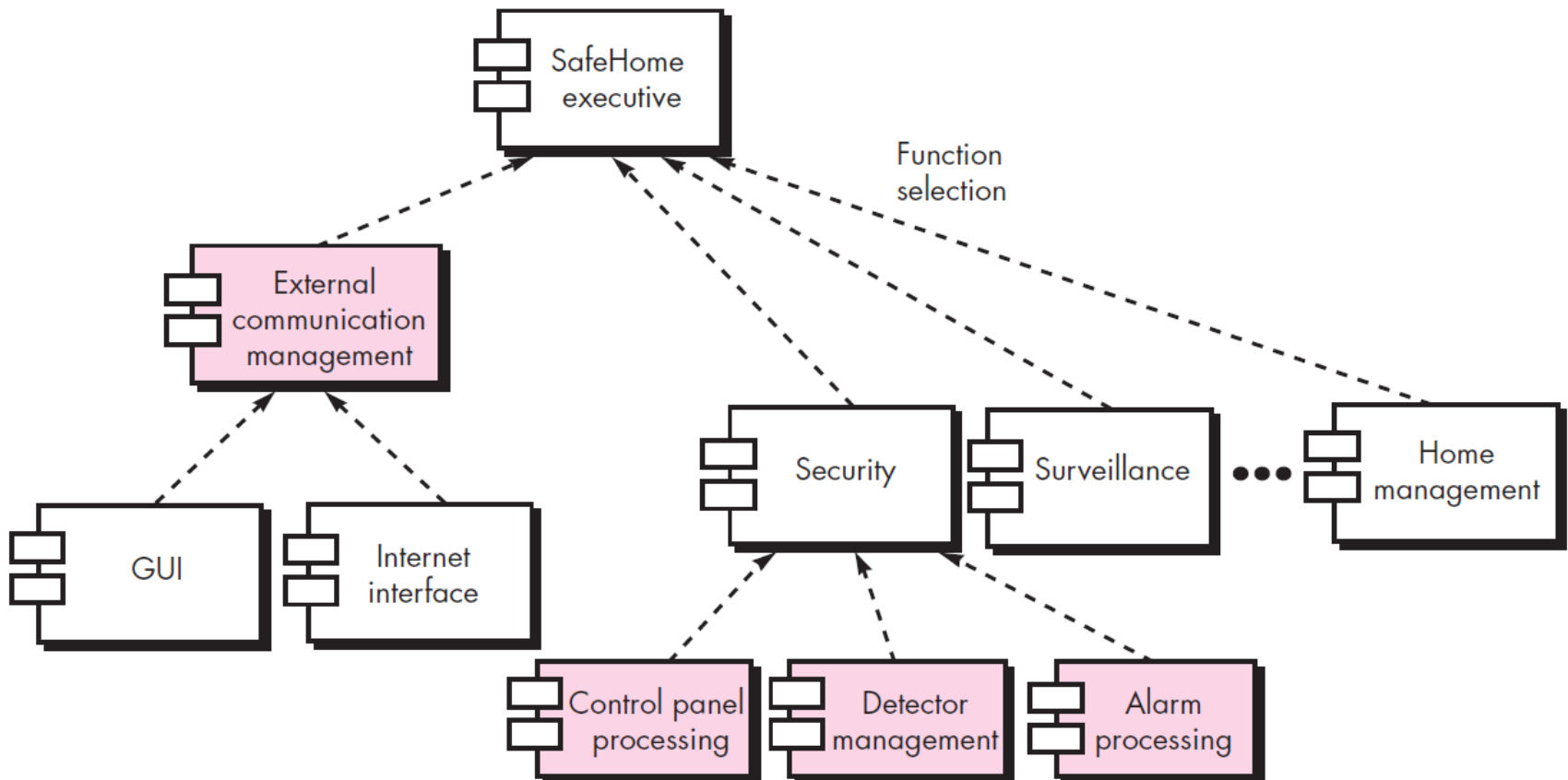
Top-level components in SameHome Project

- *External communication management*—coordinates communication of the security function with external entities such as other Internet-based systems and external alarm notification.
- *Control panel processing*—manages all control panel functionality.
- *Detector management*—coordinates access to all detectors attached to the system.
- *Alarm processing*—verifies and acts on all alarm conditions.

Top-level components in SameHome Project

- Each of these top-level components would have to be **elaborated iteratively** and then positioned within the overall *SafeHome* architecture.
- **Design classes** (with appropriate attributes and operations) would be defined for each.
- It is important to note, however, that the design details of **all attributes and operations would not be specified until component-level design**

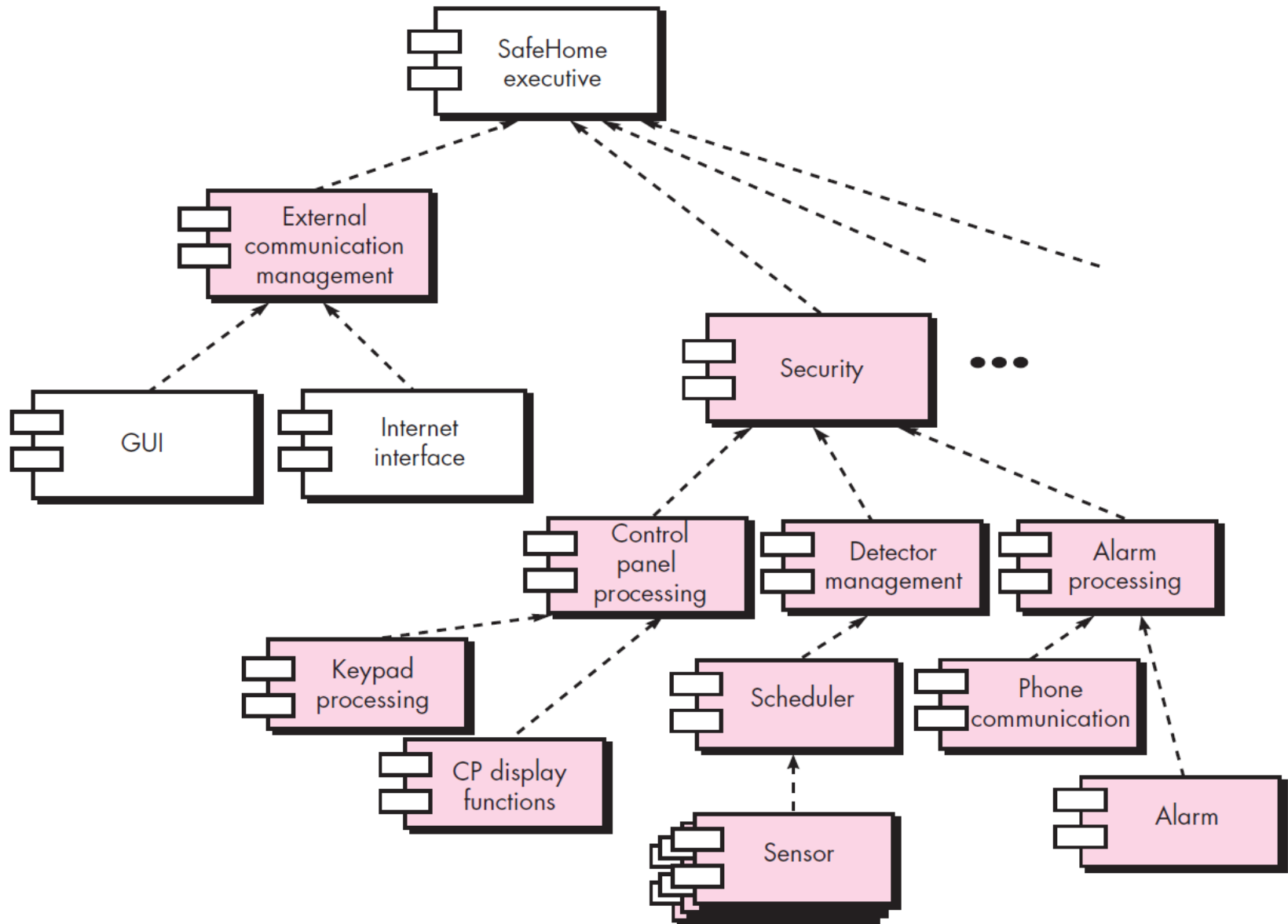
Component Structure in SafeHome Project



Describing Instantiations of the System

- The architectural design that has been modeled to this point is still relatively high level.
- Further refinement (recall that all design is iterative) is still necessary.
- To accomplish this, an actual instantiation of the architecture is developed.
- The architecture is applied to a specific problem with the intent of demonstrating that the structure and components are appropriate.

Refined Component Structure in SafeHome Project



Accessing Alternative Architectural Designs

- Design results in a number of architectural alternatives that are each assessed to determine which is the most appropriate for the problem to be solved.
- Two different approaches for the assessment of alternative architectural designs
 - 1) **an iterative method** to assess design trade-offs.
 - 2) **a pseudo-quantitative technique** for assessing design quality.

Architecture trade-off analysis method (ATAM)

- Developed by Software Engineering Institute (SEI)
- 1) Collect scenarios: A set of use cases is developed
- 2) Elicit requirements, constraints, and environment description.
- 3) Describe the architectural styles/patterns that have been chosen to address the scenarios and requirements
 - *Module view* for analysis of work assignments with components and the degree to which information hiding has been achieved.
 - *Process view* for analysis of system performance.
 - *Data flow view* for analysis of the degree to which the architecture meets functional requirements
- 4) Evaluate quality attributes by considering each attribute in isolation.
- 5) Identify the sensitivity of quality attributes to various architectural attributes for a specific architectural style
- 6) Critique candidate architectures (developed in step 3) using the sensitivity analysis conducted in step 5.

Architectural description language (ADL)

- *Architectural description language (ADL)* provides a semantics and syntax for describing a software architecture
- Provide the designer with the ability to:
 - decompose architectural components
 - compose individual components into larger architectural blocks and
 - represent interfaces (connection mechanisms) between components.

Architectural Review

- Provide a means of assessing the ability of a software architecture to meet the system's quality requirements (e.g. scalability or performance) and to identify any potential risks
- Architectural reviews often involve only software engineering team members supplemented by independent experts (unlike requirements reviews)
- The most common review techniques: Experience-based reasoning, Prototype evaluation, scenario review, and use of checklists
- Many architectural reviews occur early in the project life cycle, and they should also occur after new components or packages are acquired

Agility and Architecture

- In the view of some proponents of agile development, architectural design is equated with “big design upfront”
- In their view, this leads to unnecessary documentation and the implementation of unnecessary features
- However, most agile developers do agree that it is important to focus on software architecture when a system is complex
- There is a need to integrate new architectural design practices into agile process models

Agility and Architecture

- Agile developers should anticipate architectural elements and structure based on an emerging collection of user stories
- Agile team can create architectural prototype & explicit architectural work products to satisfy the need for architectural design

Agility and Architecture: Software Architects' Activities

- Agile development **software architects** repeated opportunities to work closely with the business and technical teams to guide the direction of a good architectural design
- It makes the use of a **hybrid framework**: contains elements of Scrum, XP, and sequential project management → based on **architectural user stories**

Agility and Architecture

- 1) **Upfront planning**: sets the architectural direction
- 2) Moves quickly into **storyboarding**
- Storyboarding
 - The architect contributes **architectural user stories** to the project
 - They work with the project owner to **prioritize the architectural stores with the business user stores** → Sprints (work units) are planned
 - During the sprint, they work with the team to ensure that the evolving software continues to show high architectural quality
 - If quality is high, the team is left alone to continue developments on its own
 - **It not, the architect joints the team for the duration of the sprint**
 - After the sprint is completed, the architect reviews the working prototype for quality before the team presents it to the stakeholders in a formal sprint review
 - Reviewing the work products and code is a useful form of architectural review

Agility and Architecture

- Two concerns: agile teams and architect
 - Agile teams insist on the freedom to make changes as new requirements emerge
 - Architect wants to make sure that the important parts of the architecture were carefully considered and that developers have consulted the appropriate stakeholders
- **Progressive sign-off** as a practice to satisfy both concerns
 - The evolving product is documented and approved as each successive prototype is completed
 - Use a process which is compatible with the agile philosophy
 - Provides verifiable sign-off for regulators and auditors, without preventing agile team from making decisions as needed
 - At the end of the project, the team has a complete set of work products, and the architecture has been reviewed for quality as it evolves

Summary

- Software architecture provides a holistic view of the system to be built.
 - It depicts the structure and organization of software components, their properties, and the connections between them.
 - Software components include program modules and the various data representations that are manipulated by the program.
 - Architecture highlights early design decisions and provides a mechanism for considering the benefits of alternative system structures
 - A number of different architectural styles and patterns are available to the software engineer and may be applied within a given architectural genre.

Summary

- Architectural design is accomplished using four distinct steps
- 1) the system must be represented in context
 - That is, the designer should define the external entities that the software interacts with and the nature of the interaction.
- 2) the designer should identify a set of top-level abstractions, called archetypes, that represent pivotal elements of the system's behavior or function.
- 3) the design begins to move closer to the implementation domain.
 - Components are identified and represented within the context of an architecture that supports them.
- 4) specific instantiations of the architecture are developed to “prove” the design in a real-world context.