

What is the main focus of this course?

- This course is about ~~Computer Science~~
- Geometry was once equally misunderstood.
 - Term comes from *ghia* & *metra* or earth & measure – suggests geometry is about surveying
 - But in fact it's about...
- By analogy, computer science deals with *computation*; knowledge about *how to compute* things
- Imperative knowledge

Declarative Knowledge

- “What is true” knowledge

\sqrt{x} is the y such that $y^2 = x$ and $y \geq 0$

Imperative Knowledge

- “How to” knowledge
- To find an approximation of square root of x :
 - Make a guess G
 - Improve the guess by averaging G and x/G
 - Keep improving the guess until it is good enough

Example : \sqrt{x} for $x = 2$.

$X = 2$	$G = 1$

Imperative Knowledge

- “How to” knowledge
- To find an approximation of square root of x :
 - Make a guess G
 - Improve the guess by averaging G and x/G
 - Keep improving the guess until it is good enough

Example : \sqrt{x} for $x = 2$.

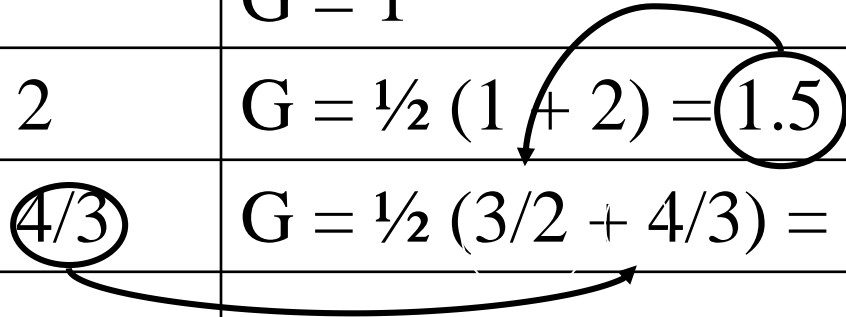
$X = 2$	$G = 1$
$X/G = 2$	$G = \frac{1}{2} (1 + 2) = 1.5$

Imperative Knowledge

- “How to” knowledge
- To find an approximation of square root of x :
 - Make a guess G
 - Improve the guess by averaging G and x/G
 - Keep improving the guess until it is good enough

Example: \sqrt{x} for $x = 2$.

$X = 2$	$G = 1$
$X/G = 2$	$G = \frac{1}{2} (1 + 2) = 1.5$
$X/G = \frac{4}{3}$	$G = \frac{1}{2} (\frac{3}{2} + \frac{4}{3}) = \frac{17}{12} = 1.416666$

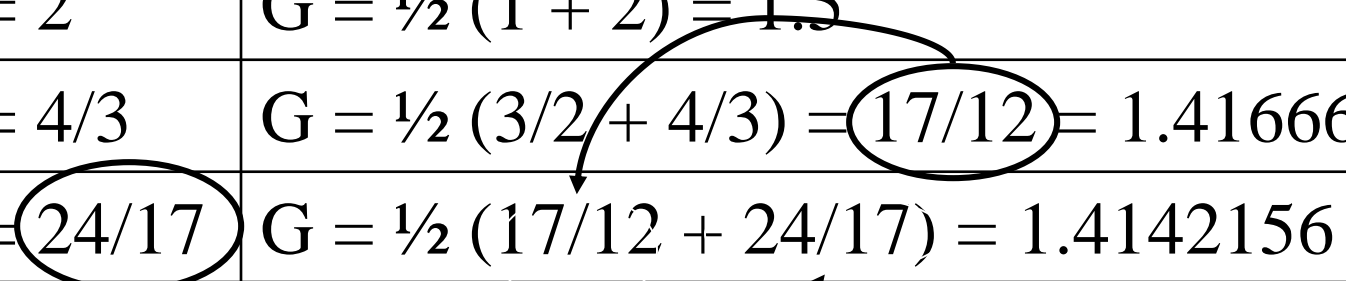


Imperative Knowledge

- “How to” knowledge
- To find an approximation of square root of x :
 - Make a guess G
 - Improve the guess by averaging G and x/G
 - Keep improving the guess until it is good enough

Example : \sqrt{x} for $x = 2$.

$X = 2$	$G = 1$
$X/G = 2$	$G = \frac{1}{2} (1 + 2) = 1.5$
$X/G = 4/3$	$G = \frac{1}{2} (3/2 + 4/3) = 17/12 = 1.416666$
$X/G = 24/17$	$G = \frac{1}{2} (17/12 + 24/17) = 1.4142156$



“How to” knowledge

Why “how to” knowledge?

- Could just store tons of “what is” information

Table F-2. Five-place Common Logarithms of Numbers†
100-155

No.	L	0	1	2	3	4	5	6	7	8	9	Proportional parts			
100	00	000	043	087	130	173	217	260	303	346	389				
101		432	475	518	561	604	647	689	732	775	817				
102		860	903	945	988	*030	*072	*115	*157	*199	*242				
103	01	284	326	368	410	452	494	536	578	620	662	44	43	42	
104		703	745	787	828	870	912	953	995	*036	*078	1	4.4	4.3	4.2
105	02	119	160	202	243	284	325	366	408	449	490	2	8.8	8.6	8.4
106		531	572	612	653	694	735	776	816	857	898	3	13.2	12.9	12.6
107		938	979	*019	*060	*100	*141	*181	*222	*262	*302	4	17.6	17.2	16.8
108	03	342	383	423	463	503	543	583	623	663	703	5	22.0	21.5	21.0
109		743	782	822	862	902	941	981	*021	*060	*100	6	26.4	25.8	25.2
110	04	139	179	218	258	297	336	376	415	454	493	7	30.8	30.1	29.4
111		532	571	610	650	689	727	766	805	844	883	8	35.2	34.4	33.6
112		922	961	999	*038	*077	*115	*154	*192	*231	*269	9	39.6	38.7	37.8
113	05	308	346	385	423	461	500	538	576	614	652				
114		690	729	767	805	843	881	918	956	994	*032	41	40	39	
115	06	070	108	145	183	221	258	296	333	371	408	1	4.1	4.0	3.9
116		446	483	521	558	595	633	670	707	744	781	2	8.2	8.0	7.8
117		819	856	893	930	967	*004	*041	*078	*115	*151	3	12.3	12.0	11.7
118	07	188	225	262	298	335	372	408	445	482	518	4	16.4	16.0	15.6
119		555	591	628	664	700	737	773	809	846	882	5	20.5	20.0	19.5
120		918	954	990	*027	*063	*099	*135	*171	*207	*243	6	24.6	24.0	23.4
121	08	279	314	350	386	422	458	493	529	565	600	7	28.7	28.0	27.3
122		636	672	707	743	778	814	849	884	920	955	8	32.8	32.0	31.2
123		991	*026	*061	*096	*132	*167	*202	*237	*272	*307	9	36.9	36.0	35.1
124	09	342	377	412	447	482	517	552	587	621	656				
125		691	726	760	795	830	864	899	934	968	*003	38	37	36	
126	10	037	072	106	140	175	209	243	278	312	346	1	3.8	3.7	3.6
127		380	415	449	483	517	551	585	619	653	687	2	7.6	7.4	7.2
128		721	755	789	823	857	890	924	958	992	*025	3	11.4	11.1	10.8
129	11	059	093	126	160	193	227	261	294	327	361	4	15.2	14.8	14.4
130		394	428	461	494	528	561	594	628	661	694	5	19.0	18.5	18.0
131		727	760	793	826	860	893	926	959	992	*024	6	22.8	22.2	21.6
132	12	057	090	123	156	189	222	254	287	320	353	7	26.6	25.9	25.2
133		385	418	450	483	516	548	581	613	646	678	8	30.4	29.8	28.8
134		710	743	775	808	840	872	905	937	969	*001	9	34.2	33.3	32.4
135	13	033	066	098	130	162	194	226	258	290	322				
136		354	386	418	450	481	513	545	577	609	640	35	34	33	
137		672	704	735	767	799	830	862	893	925	956	1	3.6	3.4	3.3
138		988	*019	*051	*082	*114	*145	*176	*208	*239	*270	2	7.0	6.8	6.6
139	14	301	333	364	395	426	457	489	520	551	582	3	10.5	10.2	9.9
140		613	644	675	706	737	768	799	829	860	891	4	14.0	13.6	13.2
141		922	953	983	*014	*045	*076	*106	*137	*168	*198	5	17.5	17.0	16.5
142	15	229	259	290	320	351	381	412	442	473	503	6	21.0	20.4	19.8
143		534	564	594	625	655	685	715	746	776	806	7	24.5	23.8	23.1
144		836	866	897	927	957	987	*017	*047	*077	*107	8	28.0	27.2	26.4
145	16	137	167	197	227	256	286	316	346	376	406				
146		435	465	495	524	554	584	613	643	673	702	32	31	30	
147		732	761	791	820	850	879	909	938	967	997	1	3.2	3.1	3.0
148	17	026	056	085	114	143	173	202	231	260	289	2	6.4	6.2	6.0
149		319	348	377	406	435	464	493	522	551	580	3	9.6	9.3	9.0
150		609	638	667	696	725	754	782	811	840	869	4	12.8	12.4	12.0
151		898	926	955	984	*013	*041	*070	*099	*127	*156	5	16.0	15.5	15.0
152	18	184	213	241	270	299	327	355	384	412	441	6	19.2	18.0	18.0
153		469	498	526	554	583	611	639	667	696	724	7	22.4	21.7	21.0
154		752	780	808	837	865	893	921	949	977	*005	8	25.6	24.8	24.0
155	19	033	061	089	117	145	173	201	229	257	285	9	28.8	27.9	27.0
No.	L	0	1	2	3	4	5	6	7	8	9	Proportional parts			

* Indicates change in the first two decimal places.

† From R. H. Perry, *Engineering Manual*, McGraw-Hill, New York, 1959.

“How to” knowledge

Why “how to” knowledge?

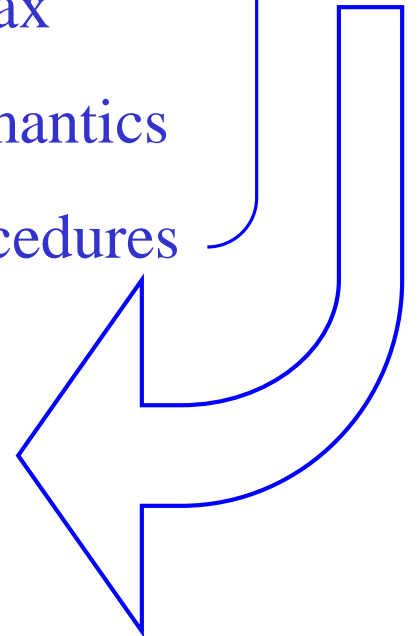
- Could just store tons of “what is” information
- Much more useful to capture “how to” knowledge – a series of steps to be followed to deduce a particular value
 - a recipe
 - called a **procedure**
- Actual evolution of steps inside machine for a particular version of the problem – called a **process**
- Want to distinguish between procedure (recipe for square root in general) and process (computation of specific result); former is often much more valuable

Describing “How to” knowledge

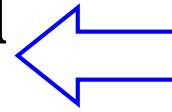
If we want to describe processes, we will need a language:

- Vocabulary – basic primitives
- Rules for writing compound expressions – syntax
- Rules for assigning meaning to constructs – semantics
- Rules for capturing process of evaluation – procedures

15 minutes



Using procedures to control complexity



This is what we are actually going to spend the term discussing

Goals: Given a specific problem domain, we need to

- Create a set of primitive elements— simple data and procedures
- Create a set of rules for combining elements of language
- Create a set of rules for abstracting elements – treat complex things as primitives

Why abstraction? -- Can create complex procedures while suppressing details

Target: Create complex systems while maintaining: efficiency, robustness, extensibility and flexibility.

This course

- Today
 - The structure of this course
 - The content of this course
 - Beginning Scheme

Computation as a metaphor

- Capture descriptions of computational processes
- Use abstractly to design solutions to complex problems
- Use a language to describe processes

Describing processes

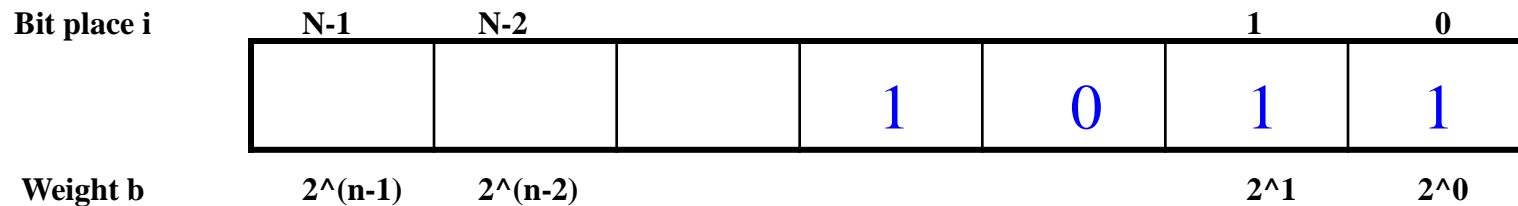
- Computational process:
 - Precise sequence of steps used to infer new information from a set of data
- Computational procedure:
 - The “recipe” that describes that sequence of steps in general, independent of specific instance
- What are basic units on which to describe procedures?
 - Need to represent information somehow

Representing basic information

- Numbers
 - Primitive element – single binary variable
 - Takes on one of two values (0 or 1)
 - Represents one bit (binary digit) of information
 - Grouping together
 - Sequence of bits
 - Byte – 8 bits
 - Word – 16, 32 or 48 bits
- Characters
 - Sequence of bits that encode a character
 - EBCDIC, ASCII, other encodings
- Words
 - Collections of characters, separated by spaces, other delimiters

Binary numbers and operations

- Unsigned integers



$$\sum_{i=0}^{n-1} b_i \cdot 2^i \quad \text{where } b_i \text{ is 0 or 1}$$
$$1 + 2 + 8 = 11$$

Binary numbers and operations

- Addition


0	0	1	1
+0	+1	+0	+1
<hr/>	<hr/>	<hr/>	<hr/>
0	1	1	10

10101
111
<hr/>
11100


Binary numbers and operations

- Can extend to signed integers (reserve one bit to denote positive versus negative)
- Can extend to character encodings (use some high order bits to mark characters versus numbers, plus encoding)

Where *Are* The 0's and 1's?




Where *Are* The 0's and 1's?



Replacing a bad tube meant checking among ENIAC's 19,000 possibilities.

Where Are The 0's and 1's?



... we don't care at some level!

- Dealing with procedures at level of bits is **way too low-level!**
- From perspective of language designer, simply need to know the interface between
 - Internal machine representation of bits of information, and
 - Abstractions for representing higher-order pieces of information, plus
 - Primitive, or built-in, procedures for crossing this boundary
 - you give the procedure a higher-order element, it converts to internal representation, runs some machinery, and returns a higher-order element

Assuming a basic level of abstraction

- We assume that our language provides us with a basic set of data elements ...
 - Numbers
 - Characters
 - Booleans
- ... and with a basic set of operations on these primitive elements, together with a “contract” that assures a particular kind of output, given legal input
- Can then focus on using these basic elements to construct more complex processes

Our language for this course


- Scheme
 - Invented in 1975
- Dialect of Lisp
 - Invented in 1959



Guy Steele



Gerry Sussman



John McCarthy

Rules for describing processes in Scheme

1. Legal expressions have rules for constructing from simpler pieces **Syntax**
2. (Almost) every **expression** has a **value**, which is “returned” when an expression is “evaluated”. **Semantics**
3. Every value has a **type**, hence every (almost) expression has a **type**.

Kinds of Language Constructs

- Primitives
- Means of combination
- Means of abstraction

Language elements – primitives

- Self-evaluating primitives – value of expression is just object itself
 - Numbers: 29, -35, 1.34, 1.2e5
 - Strings: “this is a string” “ this is another string with %&^ and 34”
 - Booleans: #t, #f

George Boole



A Founder

An Investigation of the Laws of Thought, 1854

-- “a calculus of symbolic reasoning”

Language elements – primitives

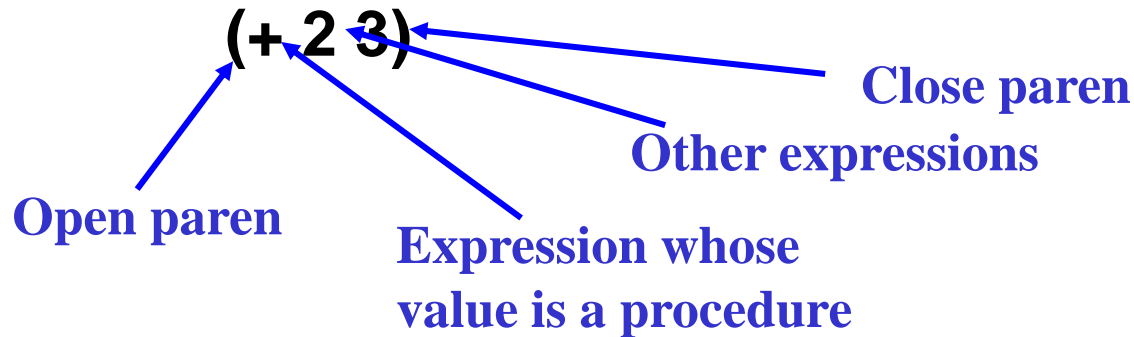
- Built-in procedures to manipulate primitive objects
 - Numbers: +, -, *, /, >, <, >=, <=, =
 - Strings: string-length, string=?
 - Booleans: boolean/and, boolean/or, not

Language elements – primitives

- Names for built-in procedures
 - $+$, $*$, $-$, $/$, $=$, ...
 - What is the value of such an expression?
 - $+$ \rightarrow [#procedure ...]
 - Evaluate by looking up value associated with name in a special table

Language elements – combinations

- How do we create expressions using these procedures?



- Evaluate by getting values of sub-expressions, then applying operator to values of arguments

Language elements - combinations

- Can use nested combinations – just apply rules recursively

$(+ (* 2 3) 4)$

→10

$(* (+ 3 4)$

$(- 8 2))$

→42

Language elements -- abstractions

- In order to abstract an expression, need way to give it a name

(define score 23)

- This is a special form
 - Does not evaluate second expression
 - Rather, it pairs name with value of the third expression
- Return value is unspecified

Language elements -- abstractions

- To get the value of a name, just look up pairing in environment

score → 23

– Note that we already did this for +, *, ...

(define total (+ 12 13))

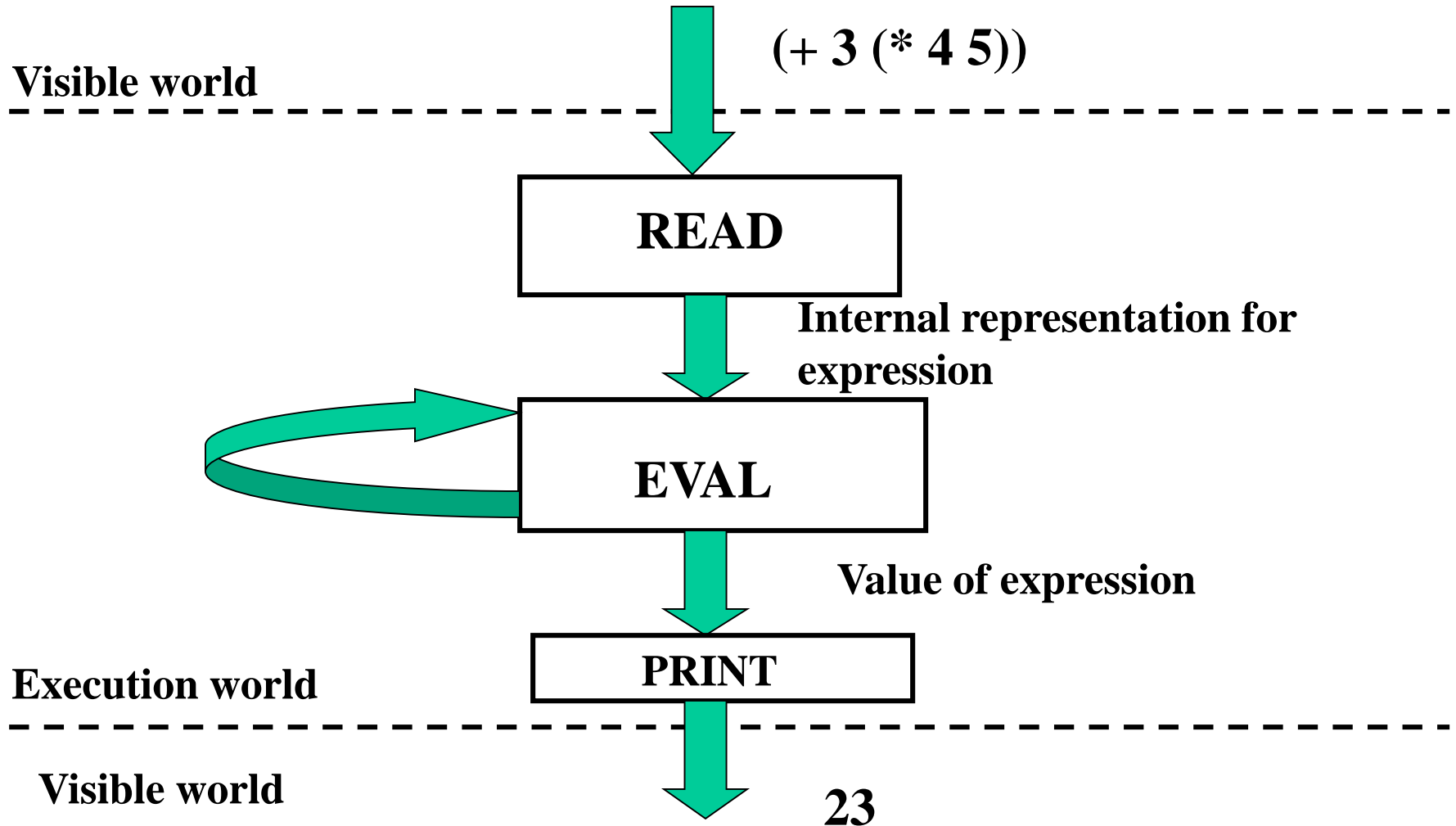
(* 100 (/ score total)) → 92

- This creates a loop in our system, can create a complex thing, name it, treat it as primitive

Scheme Basics

- Rules for evaluation
 1. If **self-evaluating**, return value.
 2. If a **name**, return value associated with name in environment.
 3. If a **special form**, do something special.
 4. If a **combination**, then
 - a. *Evaluate* all of the subexpressions of combination (in any order)
 - b. *apply* the operator to the values of the operands (arguments) and return result

Read-Eval-Print Loop



A new idea: two worlds

visible world

printed representation of value

expression

37

37

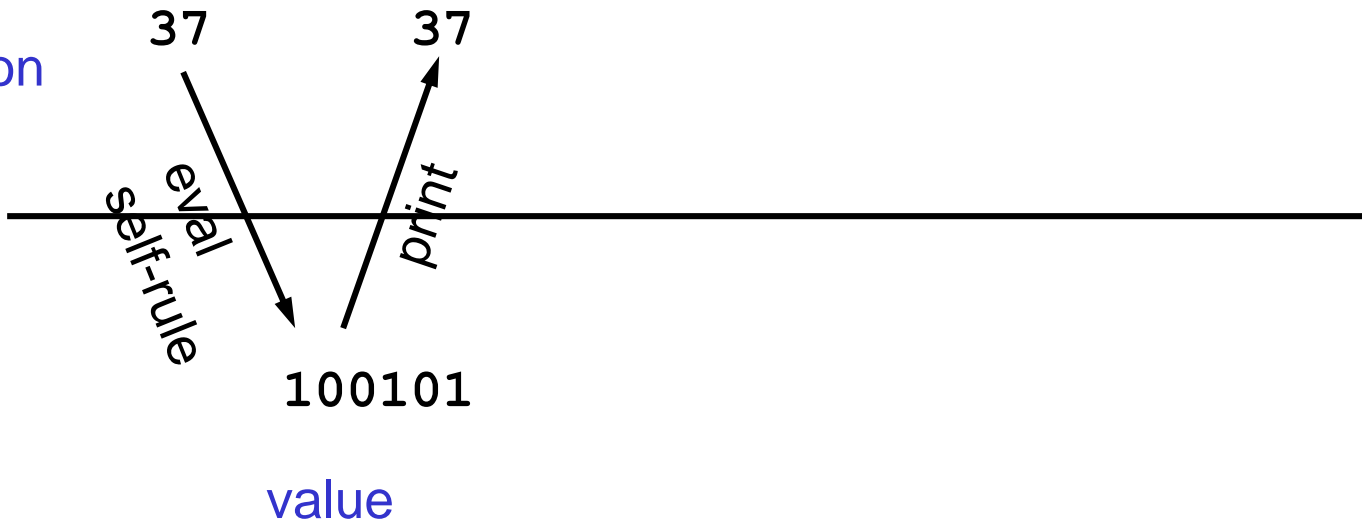
self-rule
eval

print

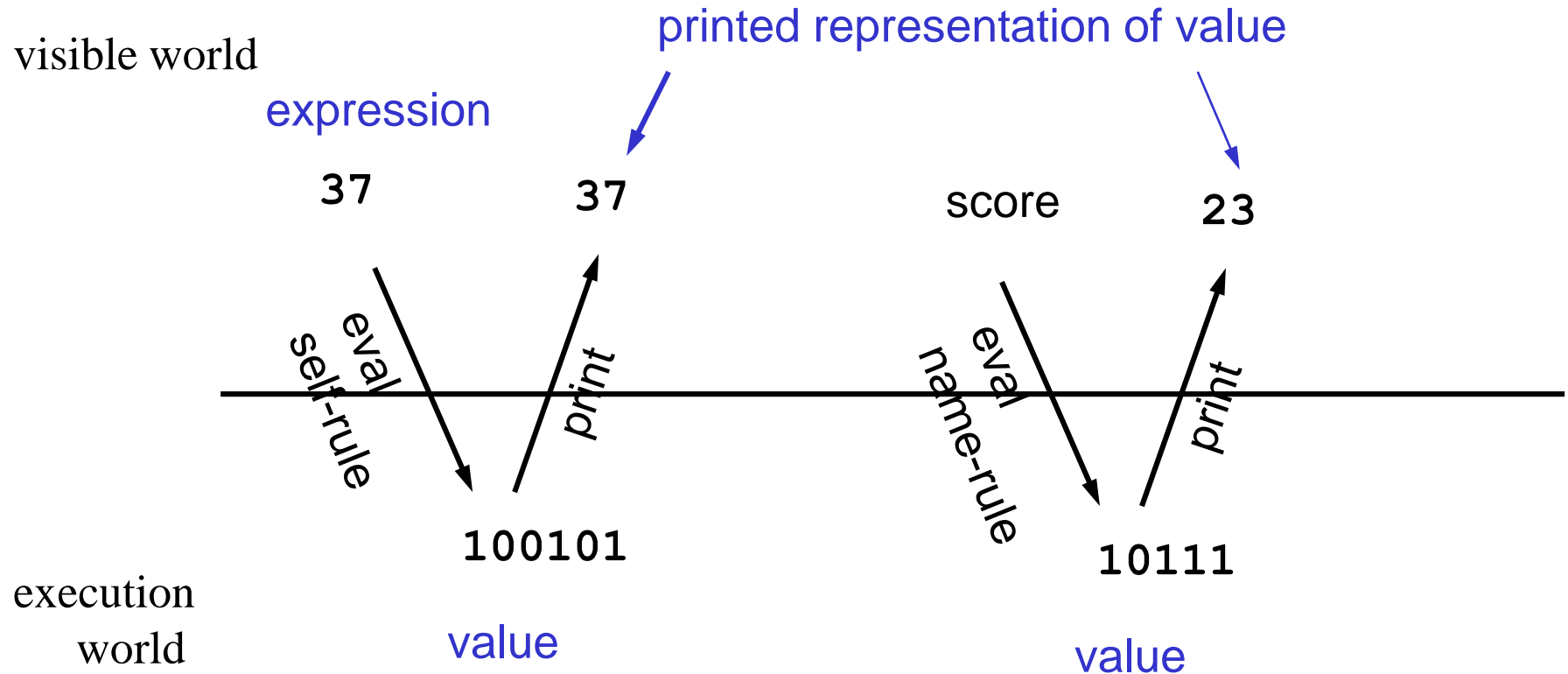
100101

value

execution
world



A new idea: two worlds



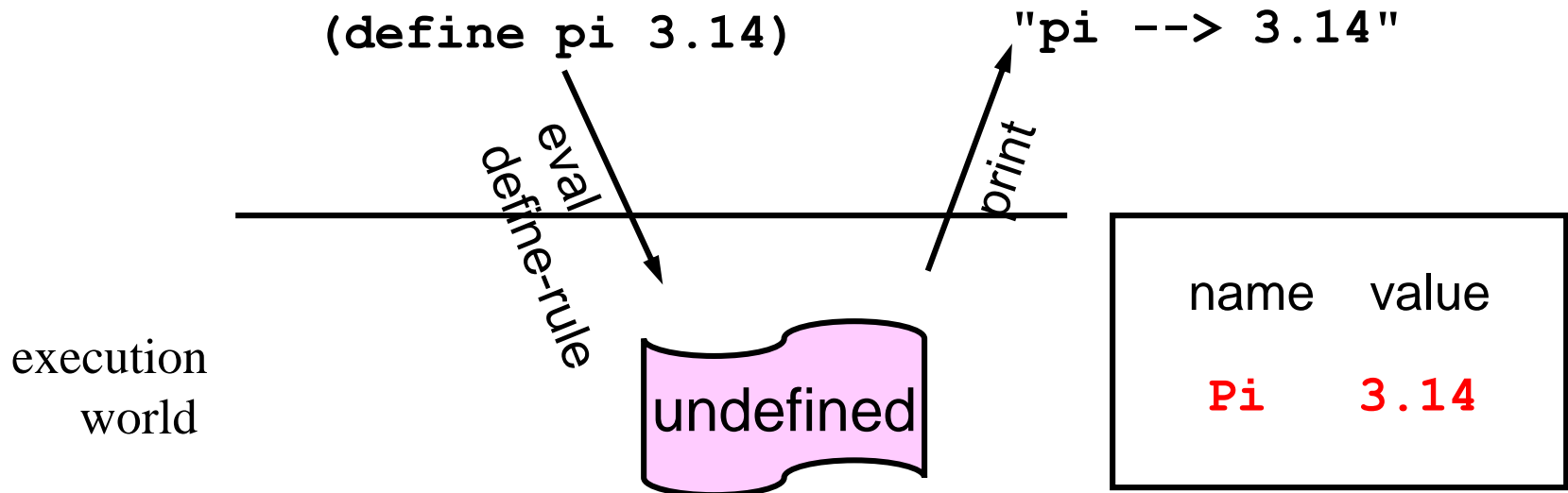
name-rule: look up value of name in current environment

Define special form

- define-rule:
 - evaluate 2nd operand only
 - name in 1st operand position is bound to that value
 - overall value of the define expression is undefined

visible world

scheme versions differ



Mathematical operators are just names

`(+ 3 5)` \rightarrow 8

`(define fred +)` \rightarrow undef

`(fred 4 6)` \rightarrow 10

- How to explain this?
- Explanation
 - + is just a name
 - + is bound to a value which is a procedure
 - line 2 binds the name **fred** to that same value

Primitive procedures are just values

visible world

expression

printed representation of value

*

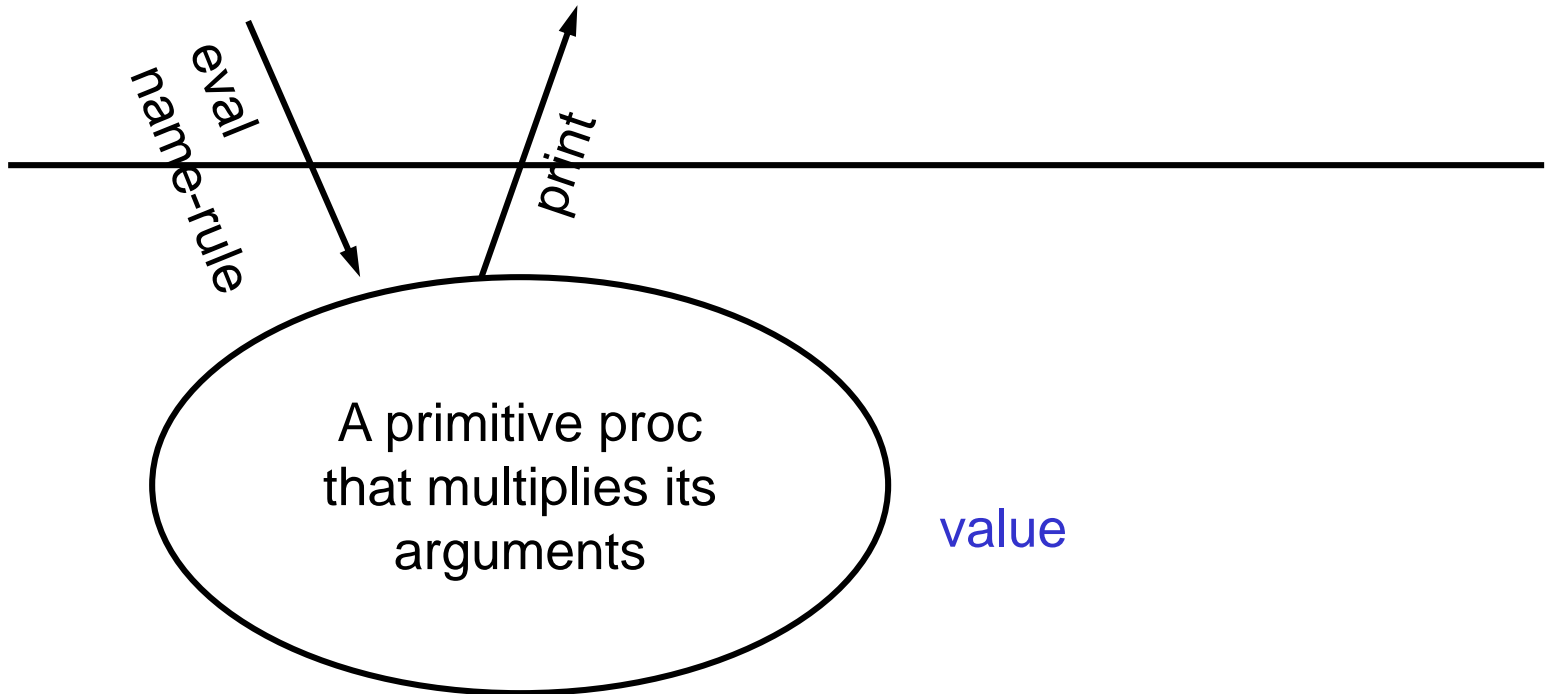
#[compiled-procedure 8 #x583363]

eval
name-rule
print

execution
world

A primitive proc
that multiplies its
arguments

value



Summary

- Primitive data types
- Primitive procedures
- Means of combination
- Means of abstraction – names